

# PROCTOR



## DORM PACKING LIST

### Our Dorm Rooms Include for Each Student:

- Wardrobe or Closet Space
- Bed - XL Twin w/ Mattress
- Dresser
- Desk and Chair

Each dorm has a shared kitchen space with a refrigerator, microwave and storage.

### What Should I Bring?

#### Dorm Checklist:

- Sheet Set (XL Twin)
- Blanket/Comforter/Pillow
- Waterproof Mattress Pad
- Clothes Hangers
- Desk Lamp (Halogen Lamps are prohibited)
- Power Strip w/surge protector
- Decorative Items\*
- Fan

\*Only one tapestry/banner/poster/flag preferably made out of non-flammable materials per student (maximum size of 3 ft x 5 ft)

#### Clothing:

Bring enough, but not too much. Assess your needs and laundry schedule accordingly. We suggest that you pack roughly two weeks worth of clothing.

Proctor's dress code affords community members the opportunity to express individuality while promoting an inclusive and respectful learning environment. We believe we have a responsibility to teach students how to dress for different occasions, some requiring more formal (or informal) dress than Proctor's standard dress code. For specific dress code details, please reference the Student Handbook (published in mid-July each year).

- Daily Wear
- Underwear/Socks/Belts
- Sweatshirts/Sweaters/Fleece Tops
- Exercise/Afternoon Activity Wear & Footwear
- Jacket(s)
- Raincoat/Umbrella
- Daily Footwear
- Sleepwear

#### Bathroom/Personal Hygiene:

- Shower Caddy
- Bar Soap/Body Wash
- Shampoo/Conditioner
- Bath Towel/Washcloth
- Deodorant
- Shower Shoes/Flip Flops
- Razor and Shave Cream/Gel
- Nail Clippers
- Sunscreen
- Bug Spray
- Chapstick
- Comb/Hair Brush
- Toothbrush/Toothpaste
- Other General Toiletries/Personal Hygiene Products

#### Laundry & Cleaning Supplies:

- Laundry Hamper
- Laundry Detergent
- Dryer Sheets
- Stain Remover
- Basic Room Cleaning Supplies

**Technology:**

Click [HERE](#) for the latest Tech requirements














**School Supplies:**

Click [HERE](#) for our School Supply List

**Wilderness Orientation Gear:**

Click [HERE](#) for the new student Wilderness Orientation 2024-25 equipment list.

**What Not to Bring:**

-  Personal Refrigerators\*
-  Televisions
-  Pets (Including Fish)
-  Space heaters/heating devices of any kind
-  Electric blankets
-  Air conditioners
-  Halogen lamps or sun/lava lamps
-  Candles, lanterns, incense, or anything else that produces an open flame
-  Hot plates, rice cookers, or cooking appliances of any kind (including air fryers)
-  Plug-in kettles
-  Microwaves
-  Coffee makers (including Keurigs)
-  Irons

\*Each dorm has a shared full-size refrigerator and microwave in the common kitchen space. If there is a medical need for a personal refrigerator, this request must be approved by the Health Center and a note must be on file with Safety and Facilities.

Only one tapestry/banner/poster/flag preferably made out of non-flammable materials per student (maximum size of 3 ft x 5 ft). Nothing may cover ceilings (including sloped ceilings).