

Benchmark Advance Cursive Practice Book Third Grade



Student Name _____


Cursive Writing Practice

Letter Formation

In cursive writing, most of the letters within a word are connected. When using handwriting paper, lowercase cursive letters touch the middle line, and uppercase cursive letters as well as lowercase cursive letters with ascenders touch the top line.

There are three distinctive beginning strokes for cursive letters: curve up, curve down, and curve over. The lowercase letters that have beginning strokes that curve up are *b, e, f, h, i, j, k, l, p, r, s, t, u,* and *w*. The letters that have beginning strokes that curve down are *a, c, d, g, o,* and *q*. The letters that have beginning strokes that curve over are *m, n, v, x, y,* and *z*.

Another stroke is the slant stroke, which occurs before or after a curve in letters with multiple strokes. The strokes in between the letters of a word are called connectives.

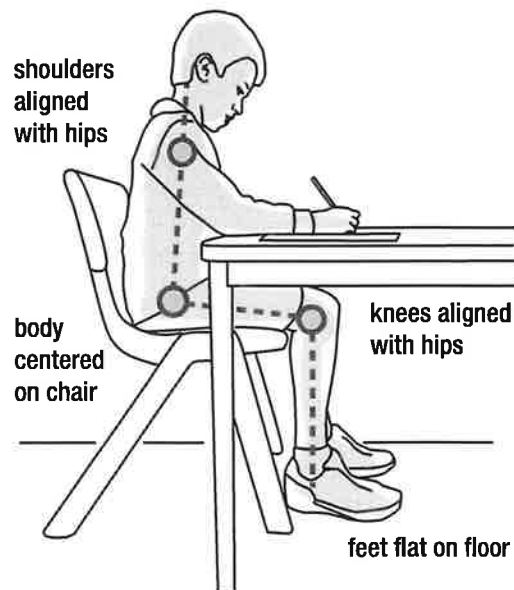


Proper Cursive Writing Grip and Body Posture



Tripod Grip


For the tripod grip, hold your pencil with your thumb, index finger, and middle finger.



Proper Posture

For good posture while writing, sit with your feet flat on the floor and your bottom in the center of your seat.

Forming Cursive Letters



Uppercase *A*: curve down,
curve up, slant, curve up



Lowercase *a*: curve down,
curve up, slant, curve up



Uppercase *B*: curve up, slant,
push up, curve down, loop,
curve down, curve right



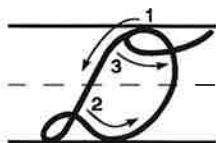
Lowercase *b*: curve up, loop,
slant, curve up, curve right



Uppercase *C*: curve down,
curve up



Lowercase *c*: curve down,
curve up



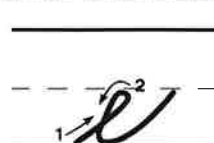
Uppercase *D*: curve down,
loop, curve up, loop, curve right



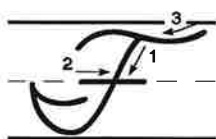
Lowercase *d*: curve down,
curve up, slant, curve up



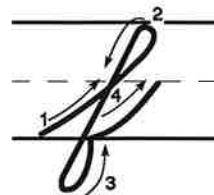
Uppercase *E*: curve down, loop,
curve down, curve up




Lowercase *e*: curve up, loop,
slant, curve up



Uppercase *F*: slant, curve
up and right, lift, cross in the
middle, lift, double curve at top



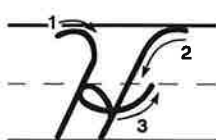
Lowercase *f*: curve up, loop,
slant, curve up, curve right



Uppercase *G*: slant up, loop,
curve up, curve down and right



Lowercase *g*: curve down,
curve up, slant, loop, curve over

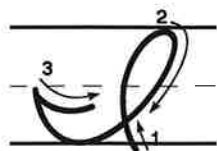


Uppercase *H*: curve down and
slant, lift, curve back and slant,
loop in the middle, curve right




Lowercase *h*: curve up, loop,
slant, curve over, curve up


Forming Cursive Letters (continued)




Uppercase *l*: curve over, curve down and up, curve right




Lowercase *i*: curve up, slant, curve up, lift, dot above the top




Uppercase *f*: curve over, slant, loop, slant right



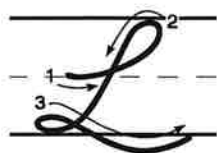
Lowercase *j*: curve up, slant, loop, slant right, lift, dot above the top




Uppercase *k*: curve down and slant, lift, double curve, loop, curve up



Lowercase *k*: curve up, double loop, slant, curve up



Uppercase *L*: curve up, loop, curve down, loop, curve under



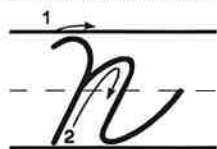
Lowercase *l*: curve up, loop, slant, curve up



Uppercase *m*: curve down and slant, curve over, slant, curve over, slant, curve up



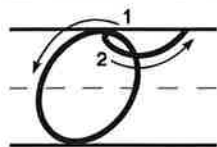
Lowercase *m*: curve over and slant, curve over, slant, curve over, slant, curve up



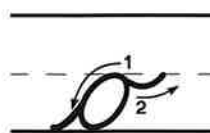
Uppercase *n*: curve down, slant, curve over, slant, curve up



Lowercase *n*: curve over, slant, curve over, slant, curve up



Uppercase *o*: circle around, curve right



Lowercase *o*: circle around, curve right

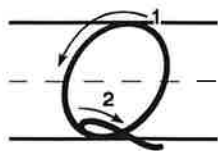


Uppercase *p*: curve up, slant, push up, curve around




Lowercase *p*: curve up, slant, loop, curve over, curve up

Forming Cursive Letters (continued)




Uppercase Q: circle around, lift, double curve at bottom



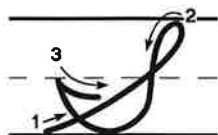
Lowercase q: curve down, curve up, slant, loop, curve up




Uppercase R: curve up, slant, push up, curve around, loop, curve up




Lowercase r: curve up, slant, curve up



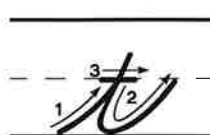
Uppercase S: slant, loop, double curve, curve right



Lowercase s: curve up, curve down, curve up



Uppercase T: slant, curve up and right, lift, double curve at top



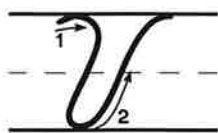
Lowercase t: curve up, slant, curve up, lift, cross in the middle




Uppercase U: double curve down, slant, curve up



Lowercase u: curve up, curve down, curve up and down, curve up



Uppercase V: double curve down, double curve up




Lowercase v: curve over, slant, curve up, curve right



Uppercase W: double curve down, slant, double curve up



Lowercase w: curve up, curve down, curve up and down, curve up, curve right




Uppercase X: curve down and slant, curve up, lift, slant

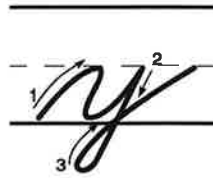


Lowercase x: curve over, slant, curve up, lift, slant

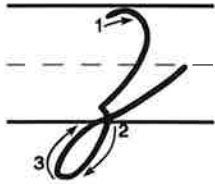
Forming Cursive Letters (continued)




Uppercase *Y*: double curve down, slant, loop, curve over



Lowercase *y*: curve over, slant, curve up, slant, loop, curve over



Uppercase *Z*: curve down, slant, loop, curve over



Lowercase *z*: curve over, slant, loop, curve over

Name: _____ Date: _____

Cursive Writing Practice: Alphabet

A a

B b

C c

D d

E e

F f

G g

H h

I i

Name: _____ Date: _____

Cursive Writing Practice: Alphabet (continued)

J j

K k

L l

M m

N n

O o

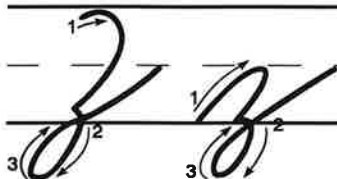
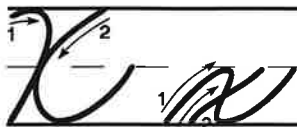
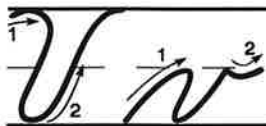
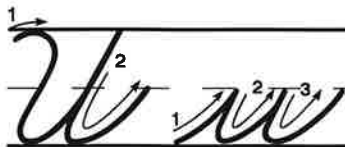

P p

Q q

R r

Name: _____ Date: _____

Cursive Writing Practice: Alphabet (continued)



Name: _____ Date: _____

Cursive Writing Practice: Numerals

0

1

2

3

4

5

6

7

8


9

Name: _____ Date _____

Directions: Trace and write the letters. Then write the words and sentence.



w w w w w w w w



e e e e e e e e e e

we we we

We will work together.

Name: _____ Date _____

Directions: Trace and write the letters. Then write the words and sentence.



i i i i i i i i i




t t t t t t t t t

it tie wit wet

Be a good citizen and vote.

Name: _____ Date _____

Directions: Trace and write the letters. Then write the words and sentence.



s s s s s s s s s s



u u u u u u u u

us sit sue sweet


Laws affect all of us.

Name: _____ Date _____

Directions: Trace and write the letters. Then write the words and sentence.



p p p p p p p p p



l l l l l l l l l

lip plus pill slip

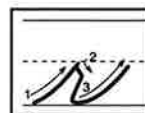
The farmer had an
apple tree.

Name: _____ Date _____

Directions: Trace and write the letters. Then write the words and sentence.



b b b b b b b b



r r r r r r r r

rub rib press bite


Buttercups danced in the
breeze

Name: _____ Date _____

Directions: Trace and write the letters. Then write the words and sentence.



h h h h h h h h



k k k k k k k k


hill kit silk husk

Snow White was


kindhearted.

Name: _____ Date _____

Directions: Trace and write the letters. Then write the words and sentence.



j j j j j j j j j j



f f f f f f f f f

just full jet file

Strong jaws grab food

Name: _____ Date _____

Directions: Trace and write the letters. Then write the words and sentence.



a a a a a a a a a a



d d d d d d d d d d

add dad jaw fade

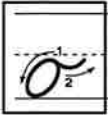
Animals shed fur in
summer.

Name: _____ Date _____

Directions: Trace and write the letters. Then write the words and sentence.



g g g g g g g g g g



o o o o o o o o o o

good dog goat door

Penguins live in cold
places.

Name: _____ Date _____

Directions: Trace and write the letters. Then write the words and sentence.



c c c c c c c c c c c



q q q q q q q q q q

quick quit coat care

Cinderella quickly
ran home.

Name: _____ Date _____

Directions: Trace and write the letters. Then write the words and sentence.

 n n n n n n n n


 m m m m m m m m

nag name mane make


The giant had a
complaint.

Name: _____ Date _____

Directions: Trace and write the letters. Then write the words and sentence.



y y y y y y y y



v v v v v v v v

yak very yarn cave


What is your point
of view?

Name: _____ Date _____

Directions: Trace and write the letters. Then write the words and sentence.



n n n n n n n n n



z z z z z z z z z

oxen zero foxes zone


*What is your point
of view?*

Name: _____ Date _____

Directions: Trace and write the letters. Then write the sentences.



G G G G G G G G




L L L L L L L L

Great inventors are rare.

Let's invent a new gadget!

Name: _____ Date _____

Directions: Trace and write the letters. Then write the sentences.



S S S S S S S S



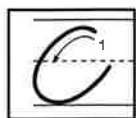
E E E E E E E E E E

Some ideas are unique.

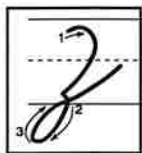
Let's invent a new gadget!

Name: _____ Date _____

Directions: Trace and write the letters. Then write the sentences.



C C C C C C C C



z z z z z z z z z z

Can you choose a story?

Jack chose a folktale.

Name: _____ Date _____

Directions: Trace and write the letters. Then write the sentences.



w w w w w w w w



y y y y y y y y

What will you do?

You can figure it out!

Name: _____ Date _____

Directions: Trace and write the letters. Then write the sentences.



m m m m m m m m



u u u u u u u u u

Making decisions is hard.

Use your head and heart.

Name: _____ Date _____

Directions: Trace and write the letters. Then write the sentences.



n n n n n n n n n



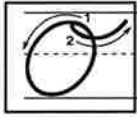
v v v v v v v v v

Name two historic cities.

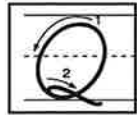
Visitors take bus tours.

Name: _____ Date _____

Directions: Trace and write the letters. Then write the sentences.



o o o o o o o o o



Q Q Q Q Q Q Q

Old buildings are lovely.

Quinn collects old maps.

Name: _____ Date _____

Directions: Trace and write the letters. Then write the sentences.

a a a a a a a a

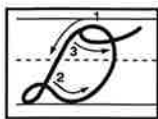
x x x x x x x x

St. Augustine is very old.

Xena likes its museums.

Name: _____ Date _____

Directions: Trace and write the letters. Then write the sentences.



D D D D D D D D



B B B B B B B B B B

Do you shovel snow?

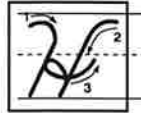
Stay indoors during a
storm.

Name: _____ Date _____

Directions: Trace and write the letters. Then write the sentences.



R R R R R R R R R



H H H H H H H H H

Roads flood when it rains.


How cold is it in Alaska?

Name: _____ Date _____

Directions: Trace and write the letters. Then write the sentences.



p p p p p p p p p p





k k k k k k k k k

Precipitation is high in
the tropics.

Kano, Nigeria is rainy.

Name: _____ Date _____

Directions: Trace and write the letters. Then write the sentences.

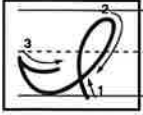


Farmers sell their crops.

The Ant was a hard
worker.

Name: _____ Date _____

Directions: Trace and write the letters. Then write the sentences.



e e e e e e e e e e




f f f f f f f f

I found a part-time job.


Jobs aren't easy to find.

Name: _____ Date _____

Directions: Trace and write the numerals and words.



one two three four five



six seven eight nine ten

Name: _____ Date _____

Directions: Trace and write the punctuation marks. Then write the sentences adding the correct punctuation.

/ / / ? ? ? , , , « » « » « »

What is gravity?

Gravity is powerful!

"Forces like gravity push and pull objects," said Ben.

Name: _____ Date _____

Directions: Trace and write the sentences. The last two sentences do not have a middle line.

The wind moves the kite.

Forces cause movement.

Objects move when forces
become unbalanced.

Friction slows down an object.

Name: _____ Date _____

Directions: Trace and write the sentences on the lines.

Modern devices use magnets.

A magnetic field is caused
by unbalanced electrons.

Magnetic fields can be weak
or strong.

