


Nea Lead Facilitator Report

April 25, 2024



Nea's 3 Cs



Care



Clarity



Consistency



JOY

Nea Theory of Action

- If we intentionally build the capacity of staff through multitiered equity centered professional development focused on the socioemotional and academic development of learners by consistently implementing systems, structures and content grounded in learner centered PBL and joy, then:

Reading Goal

70% of LV learners & 50% of UV students will meet or exceed grade level in reading. Students who meet or exceed stay there. Growth goal: Of the students who are below grade level, they will grow by at least 10%

Math Goal

50% of UV learners will meet or exceed grade level in the area of operations and algebraic thinking, 70% of 3-5 learners will meet or exceed grade level in operations and algebraic thinking, 70% of TK-2 learners will meet or exceed grade level in Numbers & Operations

School Culture

100% of learners will feel connected to at least 1 adult on campus. 90% of learners will feel seen, heard and respected by both admin and classroom facilitators.

Progress Monitoring

Aug 2023 - February 2024

Final Assessment Window:

SBAC begins 5/2

Star/Map begins 5/20

Star Reading

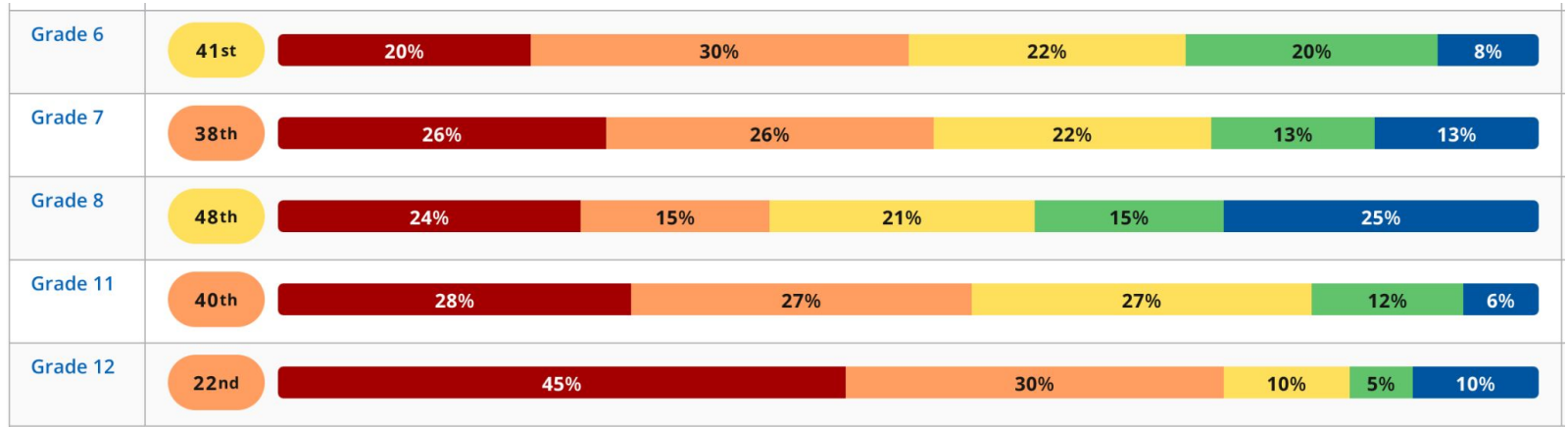
Grade	Fall	Winter
1st		82%
2nd	60%	76%
3rd	69%	66%
4th	62%	60%
5th	67%	78%

Star Math

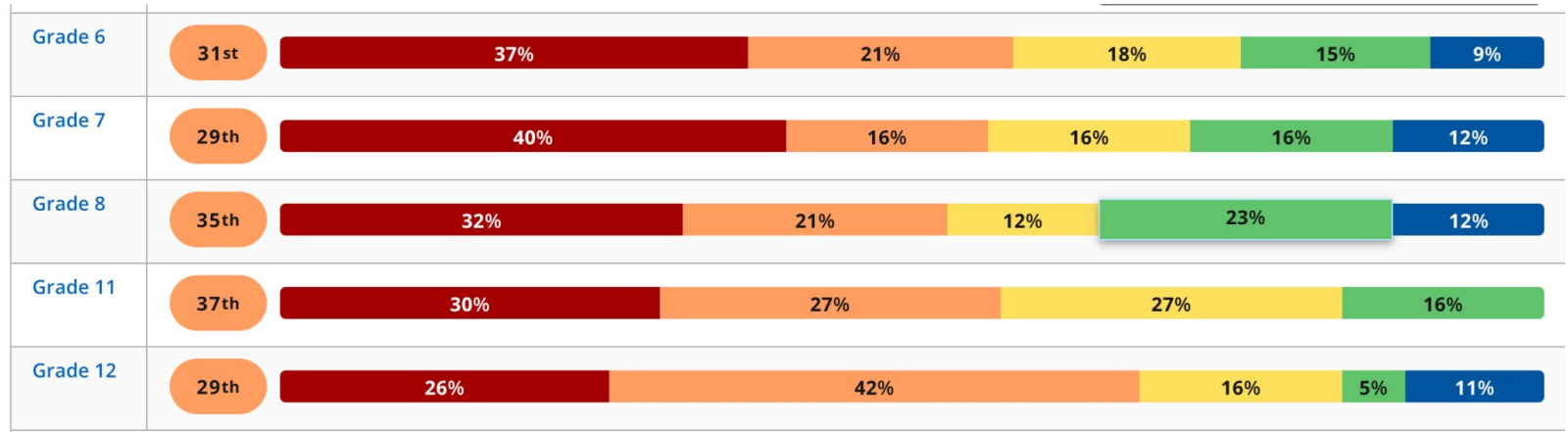
Grade	Fall	Winter
1st	74%	84%
2nd	70%	74%
3rd	68%	57%
4th	38%	53%
5th	52%	52%

UV ELA Progress

Fall

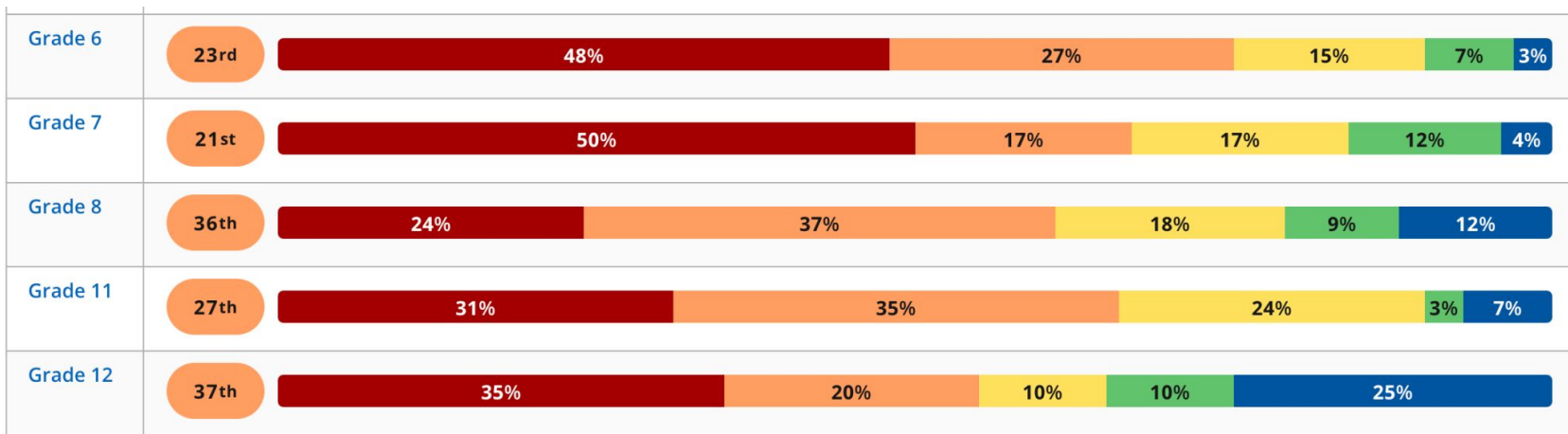


Spring

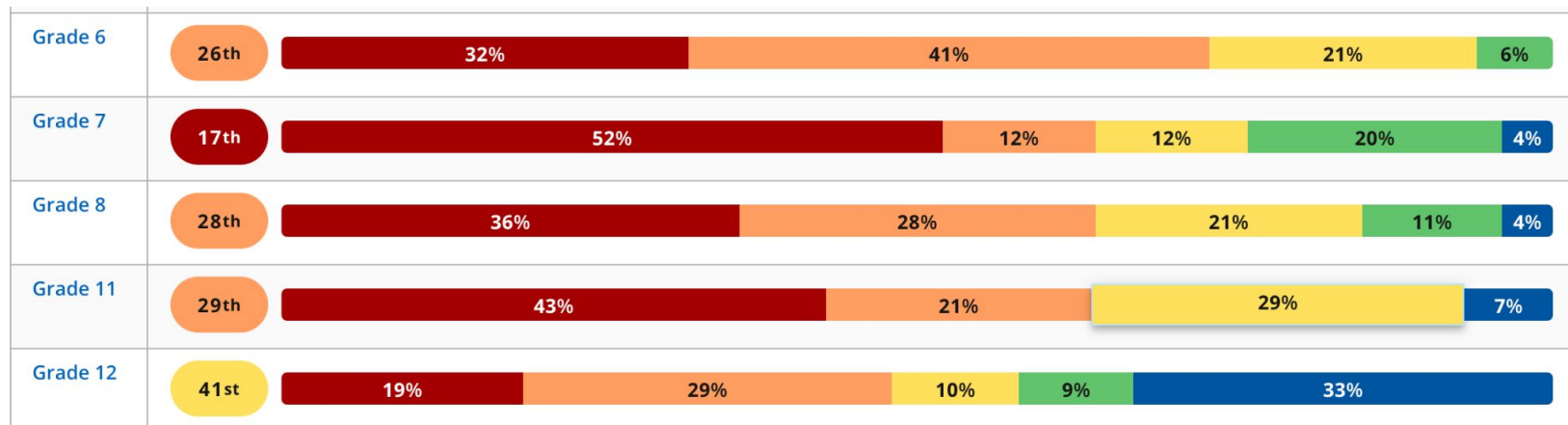


UV Math Progress

Fall



Spring



UV ELA (at or above)

Grade	Fall	Winter
6th	28%	24%
7th	26%	28%
8th	40%	35%
11th	18%	16%
12th	15%	16%

UV Math (at or above)

Grade	Fall	Winter
6th	10%	6%
7th	16%	24%
8th	21%	15%
11th	10%	7%
12th	35%	42%

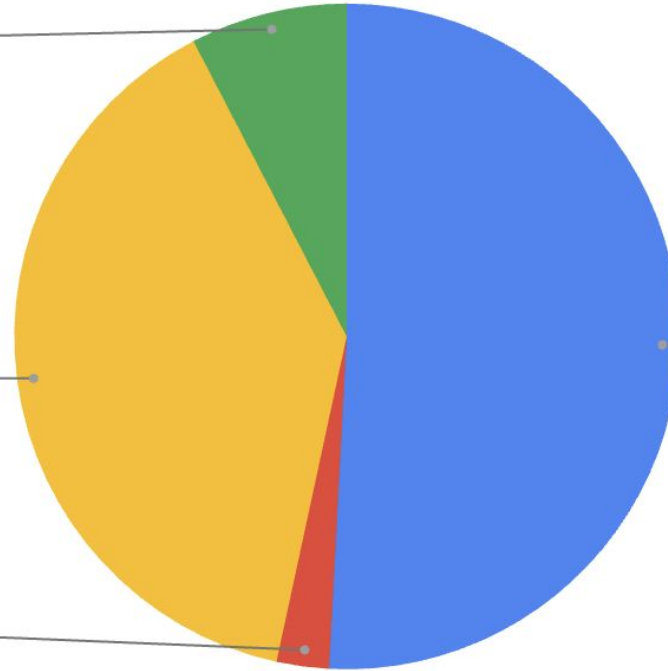
Grades 3-5

Count of I have at least two adults (staff, facilitators, admin) I trust at Nea.

Disagree
7.6%

Strongly Agree
39.0%

Strongly Disagree
2.5%



**89.8% Agree
or Strongly
Agree (-4%
from Fall)**

Agree
50.8%

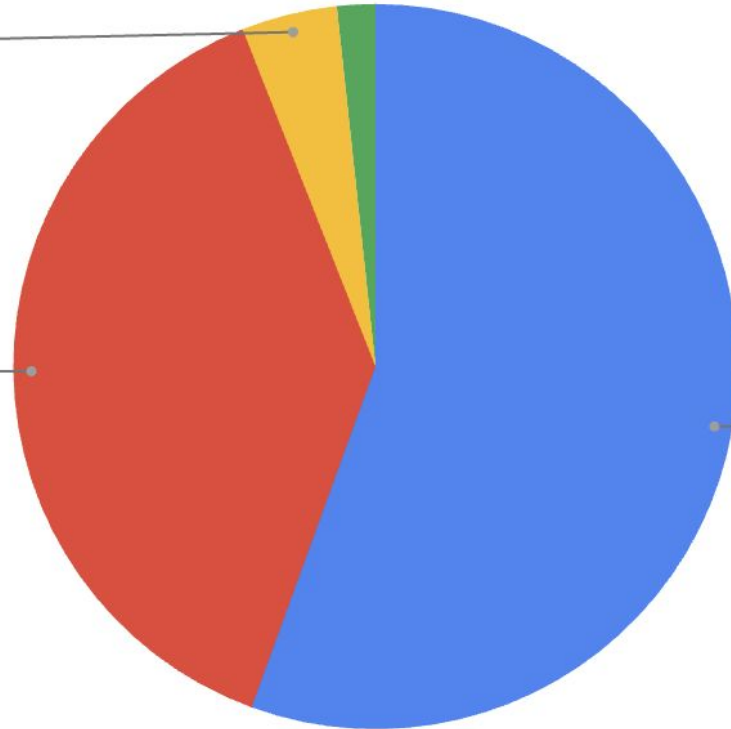
Grades 3-5

Count of My culture, race, gender identity, and religion are accepted at Nea



Disagree
4.3%

Strongly agree
38.5%



Agree
55.6%

**94.1% Agree
or Strongly
Agree (+.4%)**

Grades 6-8, 11-12

Count of I have at least two adults (staff, facilitators, admin) I trust at Nea.

Strongly Disagree

2.4%

Disagree

8.7%

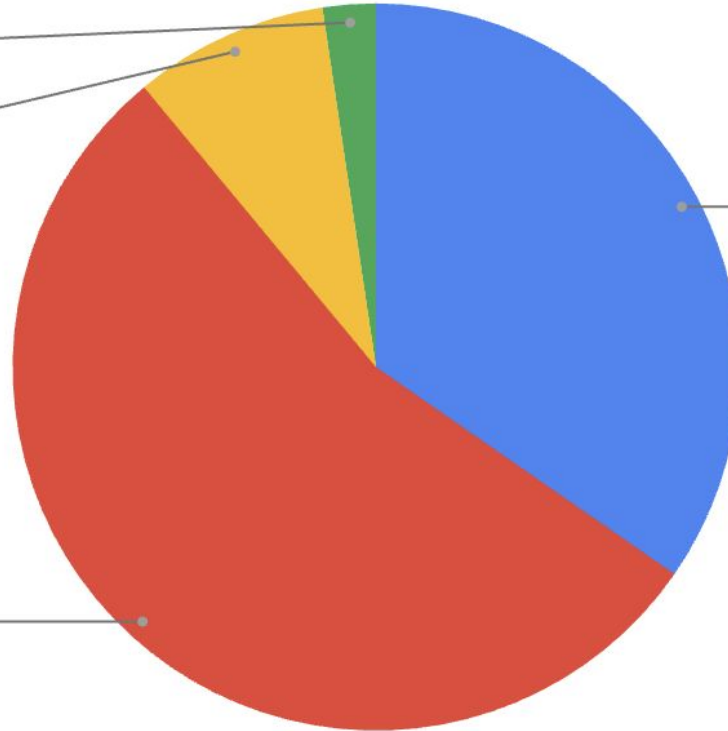
Agree

54.3%

Strongly Agree

34.6%

88.9%
Agree or
Strongly
Agree
(+1.5%)



Grades 6-8, 11-12

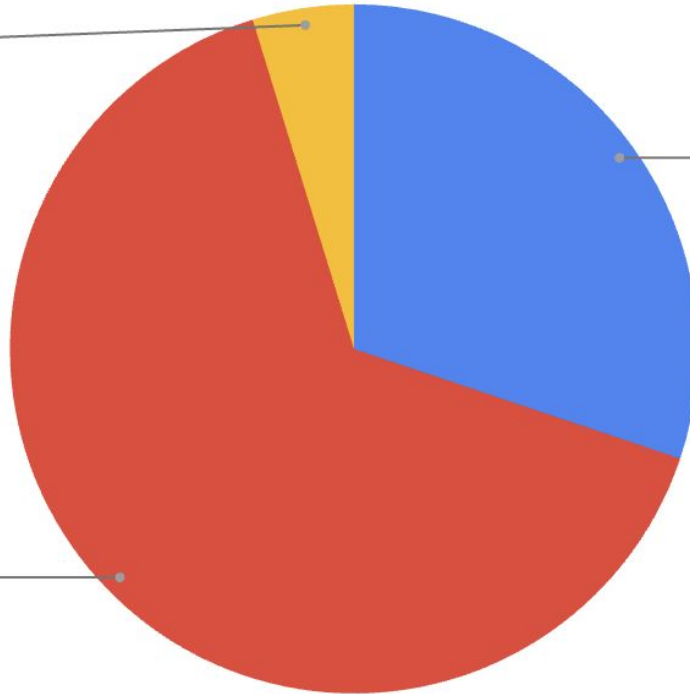
Count of My culture, race, gender identity, and religion are accepted at Nea

Disagree
4.8%

Strongly agree
30.2%

Agree
65.1%

**95.3% Agree
or Strongly
Agree (+3%)**



Looking Forward



Hiring 2024/2025

Interviews and demo lessons have begun for the upcoming school year!

- **Open Positions**

- 2, 3rd grade
- 2, 4th-6th math
- 1, 4th-6th science
- 1, 7th/8th ELA



Middle School Reenvisioning

- **4th - 6th grade rotation**
 - Hiring
 - Information session for families
 - Connecting opportunities
- **Emphasis on PBL**
 - Deepening PBL knowledge and implementation
 - Cross curricular projects

- **Increasing academic rigor**
 - Depth of knowledge
 - Math curriculum adoption - Eureka math (4th-6th grade)



Incoming Learner Connection

- Interviews with incoming learners and families
- Events planned for engaging families throughout the end of the school year and summer
- Ongoing communication
- Looking for family liaisons



Year 15 Celebrations

- Embracing our TK-8 identity
- New mascot
 - Learners vote from a list of 3 options on 5/3
- Engaging alumni stories & experiences
- Video of past Nea events & learning in action



Questions and Comments