



School Plan for Student Achievement (SPSA)

School Name	County-District-School (CDS) Code	Schoolsite Council (SSC) Approval Date	Local Board Approval Date
Monroe Elementary	6010425	5/6/2024	5/22/2024

The School Plan for Student Achievement (SPSA) is a strategic plan that maximizes the resources available to the school while minimizing duplication of effort with the ultimate goal of increasing student achievement. SPSA development should be aligned with and inform the Local Control and Accountability Plan (LCAP) process.

This SPSA template consolidates all school-level planning efforts into one plan for programs funded through the Consolidated Application (ConApp), and for federal Additional Targeted Support and Improvement (ATSI), pursuant to California Education Code (EC) Section 64001 and the Elementary and Secondary Education Act (ESEA) as amended by the Every Student Succeeds Act (ESSA). This template is designed to meet schoolwide program planning requirements for both the SPSA and federal ATSI planning requirements.

California’s ESSA State Plan supports the state’s approach to improving student group performance through the utilization of federal resources. Schools use the SPSA to document their approach to maximizing the impact of federal investments in support of underserved students. The implementation of ESSA in California presents an opportunity for schools to innovate with their federally-funded programs and align them with the priority goals of the school and the local educational agency (LEA) that are being realized under the state’s Local Control Funding Formula (LCFF).

The LCFF provides schools and LEAs flexibility to design programs and provide services that meet the needs of students in order to achieve readiness for college, career, and lifelong learning. The SPSA planning process supports continuous cycles of action, reflection, and improvement. Consistent with EC 64001(g)(1), the Schoolsite Council (SSC) is required to develop and annually review the SPSA, establish an annual budget, and make modifications to the plan that reflect changing needs and priorities, as applicable.

This plan is being used by Monroe Elementary for meeting the following ESSA planning requirements in alignment with the LCAP and other federal, state, and local programs:

Schoolwide Program

This template is based on the December, 2023 CDE revision of the School Plan for Student Achievement. Some modifications have been made to inform the SPSA development process.

Table of Contents

- SPSA Title Page 1
- Table of Contents..... 2
- Plan Description 3
- Educational Partner Involvement 5
- Resource Inequities 5
- Comprehensive Needs Assessment Components 5
 - California School Dashboard (Dashboard) Indicators 5
 - Other Needs 6
- School and Student Performance Data 7
 - Student Enrollment..... 7
 - CAASPP Results..... 9
 - ELPAC Results 14
 - California School Dashboard 18
- Goals, Strategies, & Proposed Expenditures..... 32
 - Goal 1..... 32
 - Goal 2..... 42
 - Goal 3..... 46
 - Goal 4..... 51
 - Goal 5..... 54
- Budget Summary 56
 - Budget Summary 56
 - Other Federal, State, and Local Funds 56
- Budgeted Funds and Expenditures in this Plan 57
 - Funds Budgeted to the School by Funding Source..... 57
 - Expenditures by Funding Source 57
 - Expenditures by Budget Reference 57
 - Expenditures by Budget Reference and Funding Source 57
 - Expenditures by Goal 58
- School Site Council Membership 59
- Recommendations and Assurances 60
- Instructions..... 61
- Appendix A: Plan Requirements 68
- Appendix B: Plan Requirements for School to CSI/ATSI Planning Requirements 71
- Appendix C: Select State and Federal Programs 74

Plan Description

Briefly describe your school's plan for effectively meeting ESSA's planning requirements in alignment with the Local Control and Accountability Plan (LCAP) and other federal, state, and local programs.

This plan is being used by Monroe Elementary for meeting the following ESSA planning requirements in alignment with the LCAP and other federal, state, and local programs:

Schoolwide Program

The goals, actions, and services in this plan meet ESSA requirements for a schoolwide plan, and are aligned with the goals, actions, and services detailed in the district's Local Control Accountability Plan (LCAP).

Comprehensive Needs Assessment

The school plan shall be based on a comprehensive needs assessment of the entire school that takes into account information on the academic achievement of children in relation to the challenging state academic standards, particularly the needs of those children who are failing, or are at risk of failing, to meet the challenging state academic standards and any other factors as determined by the LEA.

(20 U.S.C. Section 6314[b][6])

Our School's Process:

School planning is an ongoing process. Each year, our school's leadership team with technical assistance from district leadership and input from site councils (SSC) and English learner advisory committees (ELAC), review our school's progress toward achieving the established goals.

Analysis of Data:

The comprehensive needs assessment shall include an analysis of verifiable data, consistent with all state priorities and informed by all indicators. (EC Section 64001[g][2][A]; 34 CFR Section 200.26[a])

Our school's process begins with a thoughtful analysis of student achievement data including data from:

- The California School Dashboard
- District formative and summative assessments
- School level assessments
- The HESD Parent Survey
- The HESD LCAP Student Survey
- Input from the district's curriculum committee (a representative body comprised of a majority of teachers)
- Teacher surveys to gather input on professional development needs.

Each school year, after data from the California School Dashboard is published by the California Department of Education (CDE), our school's leadership team meets with district leaders to analyze achievement and school climate data and to set proposed targets, called Annual Measurable Outcomes/Expected Outcomes, for "All Students" and for each student subgroup on both academic and school climate indicators.

Data from the Annual HESD Parent Survey and Student Survey are reviewed by our school site leadership team and proposed Annual Measurable Outcomes/Expected Outcomes are set for metrics relating to parent and student satisfaction with the instructional program, the school's services, programs, extra-curricular activities, and school safety.

These proposed Annual Measurable Outcomes/Expected Outcomes are taken to our SSC and ELAC for input and, if requested, additional revisions. These Annual Measurable Outcomes/Expected Outcomes are part of this school plan and can be found immediately after each goal in the pages that follow.

The results of this analysis are summarized in a statement of "Identified Need" that follows each goal in the school plan.

School Site Councils and English Learner Advisory Committees

Our school holds four school site council meetings each school year. The first meeting is held in September. The purpose of the first meeting is to establish the school site council, elect members and officers for the year, and to train council members on their roles and responsibilities.

The second meeting is held in February after the publication of the California School Dashboard by the California Department of Education (CDE). At the second meeting, student achievement is reviewed, including the achievement of English learners. The school's professional development needs and activities are reviewed. The implementation of the school plan is monitored, the needs assessment is reviewed, and any changes in the plan's goals, action strategies, or

expenditures are discussed and approved.

The third meeting is held in March. At the third meeting, student achievement is once again reviewed, but at this meeting, the focus is on school climate and parent involvement. Once again implementation of the school plan is monitored and any changes to the plan's goals, action strategies, or expenditures are discussed and approved.

The fourth meeting is held in May. At this meeting, the Annual Update/Evidence Based Evaluation of the school plan is reviewed and revised based on recommendations from the committees. Using the Annual Update/Evidence Based Evaluation, the individual Actions/Strategies in the plan that were well-implemented and effective, and that should continue in the next school year, are discussed. Areas of need along with any recommended changes to the Actions/Strategies are also discussed. Major differences between intended implementation and/or the budgeted expenditures are reviewed. The school site leadership and school site council propose changes to the goals, the annual outcomes, metrics, strategies/activities, and/or expenditures that will be made to next year's plan. Finally, the school plan for the next school year is approved by the SSC and the plan is recommended to the governing board for approval

Comprehensive Needs Assessment Documentation:

The documents listed below, most of which are embedded in the pages of this school plan, shall comprise our school's Comprehensive Needs Assessment, our process, and document the results of the needs assessment.

- Student Performance Data: English Learners
- Student Performance Data: CAASPP (English Language Arts)
- Student Performance Data: CAASPP (Mathematics)
- Student Performance Data: ELPAC (Summative Assessment)
- Student Performance Data: Dashboard (Student Population)
- Student Performance Data: Dashboard (Overview)
- Student Performance Data: Dashboard (English Language Arts)
- Student Performance Data: Dashboard (Mathematics)
- Student Performance Data: Dashboard (English-Learner Progress)
- Student Performance Data: Dashboard (Chronic Absenteeism)
- Student Performance Data: Dashboard (Suspension Rate)
- Statement of Identified Need Goal 1
- Statement of Identified Need Goal 2
- Statement of Identified Need Goal 3
- Statement of Identified Need Goal 4
- Annual Measurable Objectives including Metric/Indicator for each subgroup, Baseline/Actual Outcome, and Expected Outcome: Goal 1
- Annual Measurable Objectives including Metric/Indicator for each subgroup, Baseline/Actual Outcome, and Expected Outcome: Goal 2
- Annual Measurable Objectives including Metric/Indicator for each subgroup, Baseline/Actual Outcome, and Expected Outcome: Goal 3
- Annual Measurable Objectives including Metric/Indicator for each subgroup, Baseline/Actual Outcome, and Expected Outcome: Goal 4
- Minutes From School Site Council/English Learner Advisory Committee Meetings
- Annual Review that includes a description of the overall implementation of the plan's actions/strategies, a description of major differences between budgeted and actual expenditures, and changes to the goal, annual outcomes, metrics, or strategies/actions: Goal 1
- Annual Review that includes a description of the overall implementation of the plan's actions/strategies, a description of major differences between budgeted and actual expenditures, and changes to the goal, annual outcomes, metrics, or strategies/actions: Goal 2
- Annual Review that includes a description of the overall implementation of the plan's actions/strategies, a description of major differences between budgeted and actual expenditures, and changes to the goal, annual outcomes, metrics, or strategies/actions: Goal 3
- Annual Review that includes a description of the overall implementation of the plan's actions/strategies, a description of major differences between budgeted and actual expenditures, and changes to the goal, annual outcomes, metrics, or strategies/actions: Goal 4
- Evidence-based Title I Funded Program Evaluation (A review of each action under each goal in the plan)

Educational Partner Involvement

How, when, and with whom did Monroe Elementary consult as part of the planning process for this SPSA/Annual Review and Update?

Involvement Process for the SPSA and Annual Review and Update

School Site Council (SSC)

The school maintains a school site council. The SSC is comprised of parents, teachers, and school staff. Parents make up 50% of the SSC with parents of EL students representing at least the same percentage on the committee as the percentage of EL students enrolled at the school. The school holds four school site council meetings each year in October, December, February, and May. During these meetings student achievement is reviewed, the school's/students' needs are assessed, and based on this analysis the school plan is developed. The school plan is approved by the school site council each year in May (for the upcoming school year), and again the following February. The Hanford Elementary School District Board of Trustees approves the school plans after the school site council has given their approval.

English Learner Advisory Committee (ELAC)

The school's English Learner Advisory Committee has designated the SSC, established pursuant to Education Code Section 52852, to function as the advisory committee for English Learners (Education Code 52176) at the school. This means that the SSC acts as the advisory committee for ELs and is the voice of EL parents at the school site. The SSC performs all of the duties of the ELAC. Both the ELAC and the SSC have approved this designation.

District English Learner Advisory Committee (DELAC)

The district maintains a District English Learner Advisory Committee (DELAC). The DELAC is comprised The DELAC meets four times per school-year in November, January, March, and May. The DELAC advises the board on conducting a district-wide needs assessment on a school by school basis; advises the board on the district's plan for educational programs and services for English learners that takes into consideration the Single Plan for Student Achievement; advises the governing board on the district's (and school site) annual needs assessment.

Resource Inequities

Briefly identify and describe any resource inequities identified as a result of the required needs assessment, as applicable.

This section is required for all schools eligible for ATSI and CSI.

Comprehensive Needs Assessment Components

Identify and describe any areas that need significant improvement based on a review of Dashboard and local data, including any areas of low performance and significant performance gaps among student groups on Dashboard indicators, and any steps taken to address those areas.

California School Dashboard (Dashboard) Indicators

Referring to the California School Dashboard (Dashboard), any state indicator for which overall performance was in the "Red" or "Orange" performance category.

Priority Area 4 (Academics) – Areas of Red or Orange

ELA:

- Students with Disabilities (Red)

MATH:

None

In goal 1 of the SPSA, the strategies and actions describe the steps we are planning to take to address these areas of low performance and performance gaps to improve student outcomes.

Priority Area 5 (Chronic Absenteeism) – Areas of Red or Orange

- African American students (Orange)
- English Learners (Orange)

In goal 3 of the SPSA, the strategies and actions describe the steps we are planning to take to address these areas of low performance and performance gaps to improve student outcomes.

Priority Area 6 (Suspension Rate) – Areas of Red or Orange

- All students (Orange)
- English Learners (Orange)
- Socioeconomically Disadvantaged (Orange)
- Students with Disabilities (Orange)
- Hispanic students (Orange)
- White students (Orange)

In goal 3 of the SPSA, the strategies and actions describe the steps we are planning to take to address these areas of low performance and performance gaps to improve student outcomes.

Referring to the California School Dashboard (Dashboard), any state indicator for which performance for any student group was two or more performance levels below the “all student” performance.

In Priority Area 4 (ELA), All students scored in the Yellow category and Students with Disabilities scored in the Red category, which was two or more performance levels below “all student” performance.

In Priority Area 4 (MATH), no student groups scored two or more performance levels below “all student” performance.

Priority Area 5 (Chronic Absenteeism), no student groups scored two or more performance levels below “all student” performance.

Priority Area 6 (Suspension Rate), no student groups scored two or more performance levels below “all student” performance.

In goal 1 & goal 3 of the SPSA, the strategies and actions describe the steps we are planning to take to address these areas of low performance and performance gaps to improve student outcomes.

Other Needs

In addition to Dashboard data, other needs may be identified using locally collected data developed by the LEA to measure pupil outcomes.

See Identified Need Goals #1-4

School and Student Performance Data

Student Enrollment

This report displays the annual K-12 public school enrollment by student ethnicity and grade level for Monroe Elementary. Annual enrollment consists of the number of students enrolled on Census Day (the first Wednesday in October). This information was submitted to the CDE as part of the annual Fall 1 data submission in the California Longitudinal Pupil Achievement Data System (CALPADS).

Enrollment By Student Group

Student Enrollment by Subgroup						
Student Group	Percent of Enrollment			Number of Students		
	20-21	21-22	22-23	20-21	21-22	22-23
American Indian	0.9%	1.07%	1.24%	6	7	8
African American	4.4%	3.97%	4.48%	30	26	29
Asian	0.6%	0.61%	0.46%	4	4	3
Filipino	0.2%	0.15%	0.15%	1	1	1
Hispanic/Latino	67.8%	66.26%	67.08%	464	434	434
Pacific Islander	0.3%	0.15%	0.31%	2	1	2
White	21.9%	22.90%	22.26%	150	150	144
Multiple/No Response	3.8%	4.27%	3.86%	26	28	25
Total Enrollment				684	655	647

Enrollment By Grade Level

Student Enrollment by Grade Level			
Grade	Number of Students		
	20-21	21-22	22-23
Kindergarten	110	93	107
Grade 1	82	107	82
Grade 2	102	79	103
Grade3	102	101	83
Grade 4	108	85	91
Grade 5	91	102	83
Grade 6	89	88	98
Total Enrollment	684	655	647

Conclusions based on this data:

1. See Identified Need Goals #1-4

School and Student Performance Data

English Learner (EL) Enrollment

This report displays the annual K-12 public school enrollment by English Language Acquisition Status (ELAS). This information was submitted to the CDE as part of the annual Fall 1 data submission in the California Longitudinal Pupil Achievement Data System (CALPADS).

English Learner (EL) Enrollment						
Student Group	Number of Students			Percent of Students		
	20-21	21-22	22-23	20-21	21-22	22-23
English Learners (EL)	82	72	60	12.00%	11.0%	9.3%
Fluent English Proficient (FEP)	9	12	22	1.30%	1.8%	3.4%
Reclassified Fluent English Proficient (RFEP)	2			2.4%		

Conclusions based on this data:

1. See Identified Need Goals #1-4

School and Student Performance Data

CAASPP Results English Language Arts/Literacy (All Students)

The Smarter Balanced Summative Assessments for ELA and mathematics are an annual measure of what students know and can do using the Common Core State Standards for English language arts/literacy and mathematics.

The purpose of the Smarter Balanced Summative Assessments is to assess student knowledge and skills for English language arts/literacy (ELA) and mathematics, as well as how much students have improved since the previous year. These measures help identify and address gaps in knowledge or skills early so students get the support they need for success in higher grades and for college and career readiness.

All students in grades three through eight and grade eleven take the Smarter Balanced Summative Assessments unless a student's active individualized education program (IEP) designates the California Alternate Assessments.

Visit the California Department of Education's [Smarter Balanced Assessment System](#) web page for more information.

Overall Participation for All Students												
Grade Level	# of Students Enrolled			# of Students Tested			# of Students with Scores			% of Enrolled Students Tested		
	20-21	21-22	22-23	20-21	21-22	22-23	20-21	21-22	22-23	20-21	21-22	22-23
Grade 3	82	96	80	49	96	80	49	96	80	59.8	100.0	100.0
Grade 4	107	87	88	67	87	84	67	87	84	62.6	100.0	95.5
Grade 5	71	99	83	69	99	83	69	99	83	97.2	100.0	100.0
Grade 6	63	89	97	62	88	94	62	88	94	98.4	98.9	96.9
All Grades	323	371	348	247	370	341	247	370	341	76.5	99.7	98.0

The "% of Enrolled Students Tested" showing in this table is not the same as "Participation Rate" for federal accountability purposes.

Overall Achievement for All Students															
Grade Level	Mean Scale Score			% Standard Exceeded			% Standard Met			% Standard Nearly Met			% Standard Not Met		
	20-21	21-22	22-23	20-21	21-22	22-23	20-21	21-22	22-23	20-21	21-22	22-23	20-21	21-22	22-23
Grade 3	2384.	2393.	2405.	10.20	17.71	17.50	14.29	15.63	28.75	34.69	26.04	16.25	40.82	40.63	37.50
Grade 4	2424.	2444.	2441.	13.43	24.14	20.24	13.43	14.94	17.86	23.88	22.99	17.86	49.25	37.93	44.05
Grade 5	2482.	2514.	2533.	17.39	24.24	37.35	26.09	34.34	31.33	23.19	17.17	12.05	33.33	24.24	19.28
Grade 6	2526.	2516.	2545.	22.58	13.64	21.28	22.58	31.82	38.30	35.48	26.14	29.79	19.35	28.41	10.64
All Grades	N/A	N/A	N/A	16.19	20.00	24.05	19.43	24.32	29.33	28.74	22.97	19.35	35.63	32.70	27.27

In order to protect student privacy, an asterisk (*) will be displayed for enrolled and tested counts for fewer than 4 students and for assessment results for fewer than 11 students. "N/A" will be displayed instead of a number on test results where no data is found for the specific report.

Reading									
Demonstrating understanding of literary and non-fictional texts									
Grade Level	% Above Standard			% At or Near Standard			% Below Standard		
	20-21	21-22	22-23	20-21	21-22	22-23	20-21	21-22	22-23
Grade 3	6.12	16.67	13.75	61.22	58.33	61.25	32.65	25.00	25.00
Grade 4	9.09	20.69	17.86	66.67	51.72	61.90	24.24	27.59	20.24
Grade 5	18.84	22.22	33.73	56.52	61.62	50.60	24.64	16.16	15.66
Grade 6	20.97	20.45	23.40	56.45	48.86	55.32	22.58	30.68	21.28
All Grades	14.23	20.00	22.29	60.16	55.41	57.18	25.61	24.59	20.53

In order to protect student privacy, an asterisk (*) will be displayed for enrolled and tested counts for fewer than 4 students and for assessment results for fewer than 11 students. "N/A" will be displayed instead of a number on test results where no data is found for the specific report.

Writing									
Producing clear and purposeful writing									
Grade Level	% Above Standard			% At or Near Standard			% Below Standard		
	20-21	21-22	22-23	20-21	21-22	22-23	20-21	21-22	22-23
Grade 3	8.16	8.33	10.00	55.10	53.13	56.25	36.73	38.54	33.75
Grade 4	7.58	21.84	14.29	50.00	52.87	45.24	42.42	25.29	40.48
Grade 5	13.43	22.22	22.89	53.73	59.60	62.65	32.84	18.18	14.46
Grade 6	22.58	15.91	14.89	46.77	55.68	74.47	30.65	28.41	10.64
All Grades	13.11	17.03	15.54	51.23	55.41	60.12	35.66	27.57	24.34

In order to protect student privacy, an asterisk (*) will be displayed for enrolled and tested counts for fewer than 4 students and for assessment results for fewer than 11 students. "N/A" will be displayed instead of a number on test results where no data is found for the specific report.

Listening									
Demonstrating effective communication skills									
Grade Level	% Above Standard			% At or Near Standard			% Below Standard		
	20-21	21-22	22-23	20-21	21-22	22-23	20-21	21-22	22-23
Grade 3	14.29	5.21	11.25	59.18	72.92	65.00	26.53	21.88	23.75
Grade 4	15.15	3.45	7.14	69.70	72.41	71.43	15.15	24.14	21.43
Grade 5	8.70	10.10	28.92	76.81	76.77	59.04	14.49	13.13	12.05
Grade 6	11.29	13.64	14.89	74.19	76.14	74.47	14.52	10.23	10.64
All Grades	12.20	8.11	15.54	70.73	74.59	67.74	17.07	17.30	16.72

In order to protect student privacy, an asterisk (*) will be displayed for enrolled and tested counts for fewer than 4 students and for assessment results for fewer than 11 students. "N/A" will be displayed instead of a number on test results where no data is found for the specific report.

Research/Inquiry Investigating, analyzing, and presenting information									
Grade Level	% Above Standard			% At or Near Standard			% Below Standard		
	20-21	21-22	22-23	20-21	21-22	22-23	20-21	21-22	22-23
Grade 3	6.12	10.42	12.50	77.55	67.71	67.50	16.33	21.88	20.00
Grade 4	9.09	8.05	13.10	71.21	71.26	61.90	19.70	20.69	25.00
Grade 5	21.74	20.20	31.33	53.62	66.67	49.40	24.64	13.13	19.28
Grade 6	19.35	14.77	17.02	69.35	67.05	75.53	11.29	18.18	7.45
All Grades	14.63	13.51	18.48	67.07	68.11	63.93	18.29	18.38	17.60

In order to protect student privacy, an asterisk (*) will be displayed for enrolled and tested counts for fewer than 4 students and for assessment results for fewer than 11 students. "N/A" will be displayed instead of a number on test results where no data is found for the specific report.

Conclusions based on this data:

1. See Identified Need Goals #1-4

School and Student Performance Data

CAASPP Results Mathematics (All Students)

The Smarter Balanced Summative Assessments for ELA and mathematics are an annual measure of what students know and can do using the Common Core State Standards for English language arts/literacy and mathematics.

The purpose of the Smarter Balanced Summative Assessments is to assess student knowledge and skills for English language arts/literacy (ELA) and mathematics, as well as how much students have improved since the previous year. These measures help identify and address gaps in knowledge or skills early so students get the support they need for success in higher grades and for college and career readiness.

All students in grades three through eight and grade eleven take the Smarter Balanced Summative Assessments unless a student's active individualized education program (IEP) designates the California Alternate Assessments.

Visit the California Department of Education's [Smarter Balanced Assessment System](#) web page for more information.

Overall Participation for All Students												
Grade Level	# of Students Enrolled			# of Students Tested			# of Students with Scores			% of Enrolled Students Tested		
	20-21	21-22	22-23	20-21	21-22	22-23	20-21	21-22	22-23	20-21	21-22	22-23
Grade 3	82	96	80	49	96	80	49	96	80	59.8	100.0	100.0
Grade 4	107	87	88	68	87	84	68	87	84	63.6	100.0	95.5
Grade 5	71	99	83	62	99	83	62	99	83	87.3	100.0	100.0
Grade 6	63	89	97	61	88	94	61	88	94	96.8	98.9	96.9
All Grades	323	371	348	240	370	341	240	370	341	74.3	99.7	98.0

* The "% of Enrolled Students Tested" showing in this table is not the same as "Participation Rate" for federal accountability purposes.

Overall Achievement for All Students															
Grade Level	Mean Scale Score			% Standard Exceeded			% Standard Met			% Standard Nearly Met			% Standard Not Met		
	20-21	21-22	22-23	20-21	21-22	22-23	20-21	21-22	22-23	20-21	21-22	22-23	20-21	21-22	22-23
Grade 3	2379.	2390.	2418.	8.16	12.50	20.00	24.49	17.71	21.25	18.37	25.00	25.00	48.98	44.79	33.75
Grade 4	2413.	2440.	2445.	4.41	10.34	8.33	19.12	22.99	20.24	22.06	27.59	34.52	54.41	39.08	36.90
Grade 5	2472.	2479.	2510.	12.90	16.16	26.51	12.90	17.17	18.07	38.71	28.28	27.71	35.48	38.38	27.71
Grade 6	2529.	2514.	2533.	14.75	18.18	22.34	21.31	21.59	19.15	44.26	28.41	37.23	19.67	31.82	21.28
All Grades	N/A	N/A	N/A	10.00	14.32	19.35	19.17	19.73	19.65	31.25	27.30	31.38	39.58	38.65	29.62

In order to protect student privacy, an asterisk (*) will be displayed for enrolled and tested counts for fewer than 4 students and for assessment results for fewer than 11 students. "N/A" will be displayed instead of a number on test results where no data is found for the specific report.

Concepts & Procedures									
Applying mathematical concepts and procedures									
Grade Level	% Above Standard			% At or Near Standard			% Below Standard		
	20-21	21-22	22-23	20-21	21-22	22-23	20-21	21-22	22-23
Grade 3	18.37	16.67	23.75	36.73	40.63	43.75	44.90	42.71	32.50
Grade 4	7.35	10.34	13.10	35.29	48.28	47.62	57.35	41.38	39.29
Grade 5	6.45	11.11	27.71	59.68	52.53	44.58	33.87	36.36	27.71
Grade 6	18.03	20.45	19.15	60.66	48.86	59.57	21.31	30.68	21.28
All Grades	12.08	14.59	20.82	48.33	47.57	49.27	39.58	37.84	29.91

In order to protect student privacy, an asterisk (*) will be displayed for enrolled and tested counts for fewer than 4 students and for assessment results for fewer than 11 students. "N/A" will be displayed instead of a number on test results where no data is found for the specific report.

Problem Solving & Modeling/Data Analysis									
Using appropriate tools and strategies to solve real world and mathematical problems									
Grade Level	% Above Standard			% At or Near Standard			% Below Standard		
	20-21	21-22	22-23	20-21	21-22	22-23	20-21	21-22	22-23
Grade 3	16.33	13.54	17.50	30.61	37.50	48.75	53.06	48.96	33.75
Grade 4	5.88	11.49	10.71	47.06	47.13	51.19	47.06	41.38	38.10
Grade 5	12.90	13.13	21.69	56.45	49.49	49.40	30.65	37.37	28.92
Grade 6	9.84	14.77	12.77	68.85	53.41	57.45	21.31	31.82	29.79
All Grades	10.83	13.24	15.54	51.67	46.76	51.91	37.50	40.00	32.55

In order to protect student privacy, an asterisk (*) will be displayed for enrolled and tested counts for fewer than 4 students and for assessment results for fewer than 11 students. "N/A" will be displayed instead of a number on test results where no data is found for the specific report.

Communicating Reasoning									
Demonstrating ability to support mathematical conclusions									
Grade Level	% Above Standard			% At or Near Standard			% Below Standard		
	20-21	21-22	22-23	20-21	21-22	22-23	20-21	21-22	22-23
Grade 3	12.24	12.50	22.50	59.18	59.38	58.75	28.57	28.13	18.75
Grade 4	5.88	14.94	14.29	51.47	58.62	52.38	42.65	26.44	33.33
Grade 5	3.23	10.10	16.87	64.52	65.66	66.27	32.26	24.24	16.87
Grade 6	9.84	14.77	11.70	72.13	61.36	67.02	18.03	23.86	21.28
All Grades	7.50	12.97	16.13	61.67	61.35	61.29	30.83	25.68	22.58

In order to protect student privacy, an asterisk (*) will be displayed for enrolled and tested counts for fewer than 4 students and for assessment results for fewer than 11 students. "N/A" will be displayed instead of a number on test results where no data is found for the specific report.

Conclusions based on this data:

1. See Identified Need Goals #1-4

School and Student Performance Data

The English Language Proficiency Assessments for California (ELPAC) system is used to determine and monitor the progress of the English language proficiency for students whose primary language is not English. The ELPAC is aligned with the 2012 California English Language Development Standards and assesses four domains: listening, speaking, reading, and writing.

Visit the California Department of Education's [English Language Proficiency Assessments for California \(ELPAC\)](http://English Language Proficiency Assessments for California (ELPAC) web page) web page or the ELPAC.org website for more information about the ELPAC.

ELPAC Results

ELPAC Summative Assessment Data Number of Students and Mean Scale Scores for All Students												
Grade Level	Overall			Oral Language			Written Language			Number of Students Tested		
	20-21	21-22	22-23	20-21	21-22	22-23	20-21	21-22	22-23	20-21	21-22	22-23
K	1406.4	*	1433.7	1422.9	*	1439.5	1367.4	*	1419.5	14	9	13
1	*	*	*	*	*	*	*	*	*	*	7	10
2	*	*	*	*	*	*	*	*	*	10	*	6
3	*	1473.2	*	*	1491.9	*	*	1453.8	*	10	12	*
4	1494.3	1530.7	1510.6	1479.9	1534.1	1536.0	1508.3	1526.7	1484.8	18	11	11
5	*	1525.3	*	*	1526.3	*	*	1523.8	*	10	17	8
6	*	*	*	*	*	*	*	*	*	10	10	10
All Grades										75	69	59

In order to protect student privacy, an asterisk (*) will be displayed for enrolled and tested counts for fewer than 4 students and for assessment results for fewer than 11 students. "N/A" will be displayed instead of a number on test results where no data is found for the specific report.

Overall Language Percentage of Students at Each Performance Level for All Students															
Grade Level	Level 4			Level 3			Level 2			Level 1			Total Number of Students		
	20-21	21-22	22-23	20-21	21-22	22-23	20-21	21-22	22-23	20-21	21-22	22-23	20-21	21-22	22-23
K	14.29	*	7.69	21.43	*	61.54	42.86	*	30.77	21.43	*	0.00	14	*	13
1	*	*	*	*	*	*	*	*	*	*	*	*	*	*	*
2	*	*	*	*	*	*	*	*	*	*	*	*	*	*	*
3	*	8.33	*	*	25.00	*	*	50.00	*	*	16.67	*	*	12	*
4	5.56	36.36	9.09	38.89	36.36	54.55	33.33	9.09	36.36	22.22	18.18	0.00	18	11	11
5	*	29.41	*	*	23.53	*	*	35.29	*	*	11.76	*	*	17	*
6	*	*	*	*	*	*	*	*	*	*	*	*	*	*	*
All Grades	9.33	17.39	16.95	36.00	39.13	50.85	33.33	27.54	28.81	21.33	15.94	3.39	75	69	59

In order to protect student privacy, an asterisk (*) will be displayed for enrolled and tested counts for fewer than 4 students and for assessment results for fewer than 11 students. "N/A" will be displayed instead of a number on test results where no data is found for the specific report.

Oral Language Percentage of Students at Each Performance Level for All Students															
Grade Level	Level 4			Level 3			Level 2			Level 1			Total Number of Students		
	20-21	21-22	22-23	20-21	21-22	22-23	20-21	21-22	22-23	20-21	21-22	22-23	20-21	21-22	22-23
K	28.57	*	7.69	35.71	*	61.54	7.14	*	23.08	28.57	*	7.69	14	*	13
1	*	*	*	*	*	*	*	*	*	*	*	*	*	*	*
2	*	*	*	*	*	*	*	*	*	*	*	*	*	*	*
3	*	16.67	*	*	58.33	*	*	25.00	*	*	0.00	*	*	12	*
4	16.67	45.45	81.82	33.33	27.27	18.18	33.33	18.18	0.00	16.67	9.09	0.00	18	11	11
5	*	35.29	*	*	35.29	*	*	23.53	*	*	5.88	*	*	17	*
6	*	*	*	*	*	*	*	*	*	*	*	*	*	*	*
All Grades	20.00	30.43	50.85	40.00	43.48	30.51	24.00	18.84	15.25	16.00	7.25	3.39	75	69	59

In order to protect student privacy, an asterisk (*) will be displayed for enrolled and tested counts for fewer than 4 students and for assessment results for fewer than 11 students. "N/A" will be displayed instead of a number on test results where no data is found for the specific report.

Written Language Percentage of Students at Each Performance Level for All Students															
Grade Level	Level 4			Level 3			Level 2			Level 1			Total Number of Students		
	20-21	21-22	22-23	20-21	21-22	22-23	20-21	21-22	22-23	20-21	21-22	22-23	20-21	21-22	22-23
K	7.14	*	7.69	7.14	*	30.77	50.00	*	53.85	35.71	*	7.69	14	*	13
1	*	*	*	*	*	*	*	*	*	*	*	*	*	*	*
2	*	*	*	*	*	*	*	*	*	*	*	*	*	*	*
3	*	0.00	*	*	16.67	*	*	25.00	*	*	58.33	*	*	12	*
4	5.56	18.18	0.00	16.67	36.36	27.27	50.00	18.18	18.18	27.78	27.27	54.55	18	11	11
5	*	5.88	*	*	23.53	*	*	47.06	*	*	23.53	*	*	17	*
6	*	*	*	*	*	*	*	*	*	*	*	*	*	*	*
All Grades	2.67	5.80	8.47	20.00	26.09	28.81	41.33	34.78	35.59	36.00	33.33	27.12	75	69	59

In order to protect student privacy, an asterisk (*) will be displayed for enrolled and tested counts for fewer than 4 students and for assessment results for fewer than 11 students. "N/A" will be displayed instead of a number on test results where no data is found for the specific report.

Listening Domain Percentage of Students by Domain Performance Level for All Students												
Grade Level	Well Developed			Somewhat/Moderately			Beginning			Total Number of Students		
	20-21	21-22	22-23	20-21	21-22	22-23	20-21	21-22	22-23	20-21	21-22	22-23
K	14.29	*	7.69	64.29	*	92.31	21.43	*	0.00	14	*	13
1	*	*	*	*	*	*	*	*	*	*	*	*
2	*	*	*	*	*	*	*	*	*	*	*	*
3	*	25.00	*	*	58.33	*	*	16.67	*	*	12	*
4	22.22	54.55	0.00	66.67	27.27	81.82	11.11	18.18	18.18	18	11	11
5	*	11.76	*	*	52.94	*	*	35.29	*	*	17	*
6	*	*	*	*	*	*	*	*	*	*	*	*
All Grades	18.67	21.74	16.95	69.33	57.97	74.58	12.00	20.29	8.47	75	69	59

In order to protect student privacy, an asterisk (*) will be displayed for enrolled and tested counts for fewer than 4 students and for assessment results for fewer than 11 students. "N/A" will be displayed instead of a number on test results where no data is found for the specific report.

Speaking Domain Percentage of Students by Domain Performance Level for All Students												
Grade Level	Well Developed			Somewhat/Moderately			Beginning			Total Number of Students		
	20-21	21-22	22-23	20-21	21-22	22-23	20-21	21-22	22-23	20-21	21-22	22-23
K	35.71	*	15.38	28.57	*	69.23	35.71	*	15.38	14	*	13
1	*	*	*	*	*	*	*	*	*	*	*	*
2	*	*	*	*	*	*	*	*	*	*	*	*
3	*	41.67	*	*	58.33	*	*	0.00	*	*	12	*
4	22.22	45.45	100.00	61.11	54.55	0.00	16.67	0.00	0.00	18	11	11
5	*	75.00	*	*	18.75	*	*	6.25	*	*	16	*
6	*	*	*	*	*	*	*	*	*	*	*	*
All Grades	33.33	54.41	59.32	46.67	39.71	33.90	20.00	5.88	6.78	75	68	59

In order to protect student privacy, an asterisk (*) will be displayed for enrolled and tested counts for fewer than 4 students and for assessment results for fewer than 11 students. "N/A" will be displayed instead of a number on test results where no data is found for the specific report.

Reading Domain Percentage of Students by Domain Performance Level for All Students												
Grade Level	Well Developed			Somewhat/Moderately			Beginning			Total Number of Students		
	20-21	21-22	22-23	20-21	21-22	22-23	20-21	21-22	22-23	20-21	21-22	22-23
K	7.14	*	15.38	57.14	*	76.92	35.71	*	7.69	14	*	13
1	*	*	*	*	*	*	*	*	*	*	*	*
2	*	*	*	*	*	*	*	*	*	*	*	*
3	*	0.00	*	*	25.00	*	*	75.00	*	*	12	*
4	11.11	18.18	0.00	61.11	54.55	36.36	27.78	27.27	63.64	18	11	11
5	*	17.65	*	*	41.18	*	*	41.18	*	*	17	*
6	*	*	*	*	*	*	*	*	*	*	*	*
All Grades	8.00	13.04	13.56	50.67	43.48	47.46	41.33	43.48	38.98	75	69	59

In order to protect student privacy, an asterisk (*) will be displayed for enrolled and tested counts for fewer than 4 students and for assessment results for fewer than 11 students. "N/A" will be displayed instead of a number on test results where no data is found for the specific report.

Writing Domain Percentage of Students by Domain Performance Level for All Students												
Grade Level	Well Developed			Somewhat/Moderately			Beginning			Total Number of Students		
	20-21	21-22	22-23	20-21	21-22	22-23	20-21	21-22	22-23	20-21	21-22	22-23
K	14.29	*	38.46	35.71	*	53.85	50.00	*	7.69	14	*	13
1	*	*	*	*	*	*	*	*	*	*	*	*
2	*	*	*	*	*	*	*	*	*	*	*	*
3	*	16.67	*	*	33.33	*	*	50.00	*	*	12	*
4	11.11	27.27	9.09	66.67	54.55	54.55	22.22	18.18	36.36	18	11	11
5	*	11.76	*	*	82.35	*	*	5.88	*	*	17	*
6	*	*	*	*	*	*	*	*	*	*	*	*
All Grades	12.00	18.84	16.95	54.67	57.97	67.80	33.33	23.19	15.25	75	69	59

In order to protect student privacy, an asterisk (*) will be displayed for enrolled and tested counts for fewer than 4 students and for assessment results for fewer than 11 students. "N/A" will be displayed instead of a number on test results where no data is found for the specific report.

Conclusions based on this data:

1. See Identified Need Goals #1-4

School and Student Performance Data

California School Dashboard Student Population

The 2023 California School Dashboard provides parents and educators with meaningful information on school and district progress so they can participate in decisions to improve student learning.

The California School Dashboard goes beyond test scores alone to provide a more complete picture of how schools and districts are meeting the needs of all students. To help parents and educators identify strengths and areas for improvement, California reports how districts, schools (including alternative schools), and student groups are performing across state and local measures.

This section provides information about the school's student population.

2022-23 Student Population			
Total Enrollment	Socioeconomically Disadvantaged	English Learners	Foster Youth
647	75.9	9.3	0.3
Total Number of Students enrolled in Monroe Elementary.	Students who are eligible for free or reduced priced meals; or have parents/guardians who did not receive a high school diploma.	Students who are learning to communicate effectively in English, typically requiring instruction in both the English Language and in their academic courses.	Students whose well being is the responsibility of a court.

2022-23 Enrollment for All Students/Student Group		
Student Group	Total	Percentage
English Learners	60	9.3
Foster Youth	2	0.3
Homeless	10	1.5
Socioeconomically Disadvantaged	491	75.9
Students with Disabilities	65	10

Enrollment by Race/Ethnicity		
Student Group	Total	Percentage
African American	29	4.5
American Indian	8	1.2
Asian	3	0.5
Filipino	1	0.2
Hispanic	434	67.1
Two or More Races	25	3.9
Pacific Islander	2	0.3
White	144	22.3

Conclusions based on this data:

1. See Identified Need Goals #1-4

School and Student Performance Data

Overall Performance

The 2023 California School Dashboard provides parents and educators with meaningful information on school and district progress so they can participate in decisions to improve student learning.

The California School Dashboard goes beyond test scores alone to provide a more complete picture of how schools and districts are meeting the needs of all students. To help parents and educators identify strengths and areas for improvement, California reports how districts, schools (including alternative schools), and student groups are performing across state and local measures.

Performance on state measures, using comparable statewide data, is represented by one of five colors. The performance level (color) is not included when there are fewer than 30 students in any year. This is represented using a greyed out color dial with the words “No Performance Color.”



2023 Fall Dashboard Overall Performance for All Students

Academic Performance	Academic Engagement	Conditions & Climate
English Language Arts Green	Chronic Absenteeism Yellow	Suspension Rate Orange
Mathematics Green		
English Learner Progress Blue		

Conclusions based on this data:

1. See Identified Need Goals #1-4

School and Student Performance Data

Academic Performance English Language Arts

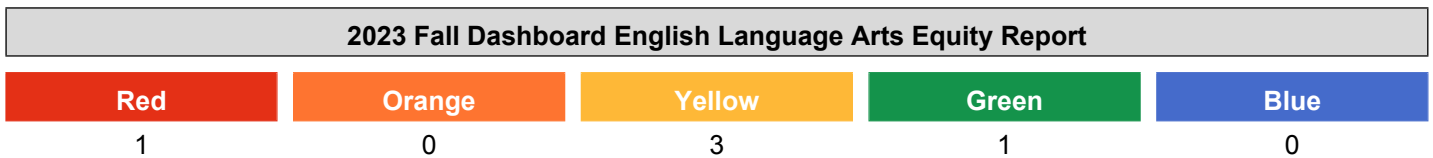
The 2023 California School Dashboard provides parents and educators with meaningful information on school and district progress so they can participate in decisions to improve student learning.

The California School Dashboard goes beyond test scores alone to provide a more complete picture of how schools and districts are meeting the needs of all students. To help parents and educators identify strengths and areas for improvement, California reports how districts, schools (including alternative schools), and student groups are performing across state and local measures.





Performance on state measures, using comparable statewide data, is represented by one of five colors. The performance level (color) is not included when there are fewer than 30 students in any year. This is represented using a greyed out color dial with the words “No Performance Color.”






This section provides number of student groups in each level.



This section provides a view of how well students are meeting grade-level standards on the English Language Arts assessment. This measure is based on student performance on either the Smarter Balanced Summative Assessment or the California Alternate Assessment, which is taken annually by students in grades 3–8 and grade 11.

2023 Fall Dashboard English Language Arts Performance for All Students/Student Group		
All Students  Green 0.7 points below standard Increased +12.3 points 322 Students	English Learners  Yellow 23.2 points below standard Increased Significantly +37.7 points 38 Students	Foster Youth Less than 11 Students 3 Students
Homeless Less than 11 Students 8 Students	Socioeconomically Disadvantaged  Yellow 13.6 points below standard Increased Significantly +19.2 points 253 Students	Students with Disabilities  Red 100 points below standard Decreased -11.8 points 40 Students

2023 Fall Dashboard English Language Arts Performance by Race/Ethnicity

African American	American Indian	Asian	Filipino
<p>19.4 points below standard</p> <p>Increased Significantly +60.6 points</p> <p>14 Students</p>	<p>Less than 11 Students</p> <p>6 Students</p>	<p>Less than 11 Students</p> <p>2 Students</p>	<p></p> <p>No Performance Color</p> <p>0 Students</p>
Hispanic	Two or More Races	Pacific Islander	White
<p></p> <p>Yellow</p> <p>8.6 points below standard</p> <p>Increased +10.8 points</p> <p>212 Students</p>	<p>68.8 points below standard</p> <p>Decreased Significantly - 45.7 points</p> <p>11 Students</p>	<p>Less than 11 Students</p> <p>1 Student</p>	<p></p> <p>Green</p> <p>35.6 points above standard</p> <p>Increased +13.5 points</p> <p>77 Students</p>

This section provides additional information on distance from standard for current English learners, prior or Reclassified English learners, and English Only students in English Language Arts.

2023 Fall Dashboard English Language Arts Data Comparisons for English Learners

Current English Learner	Reclassified English Learners	English Only
<p>66.8 points below standard</p> <p>Increased +4.3 points</p> <p>26 Students</p>	<p>71.2 points above standard</p> <p>12 Students</p>	<p>0.7 points above standard</p> <p>Increased +6.1 points</p> <p>279 Students</p>

Conclusions based on this data:

1. See Identified Need Goals #1-4

School and Student Performance Data

Academic Performance Mathematics

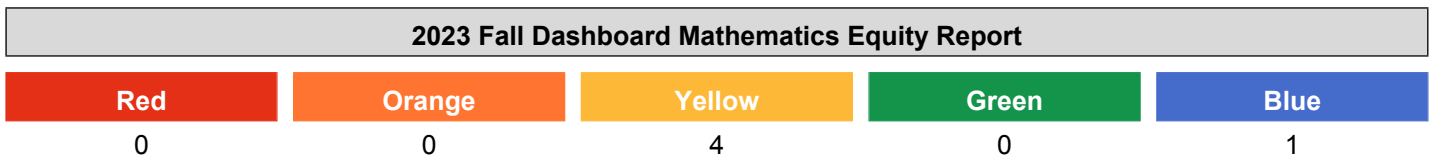
The 2023 California School Dashboard provides parents and educators with meaningful information on school and district progress so they can participate in decisions to improve student learning.

The California School Dashboard goes beyond test scores alone to provide a more complete picture of how schools and districts are meeting the needs of all students. To help parents and educators identify strengths and areas for improvement, California reports how districts, schools (including alternative schools), and student groups are performing across state and local measures.





Performance on state measures, using comparable statewide data, is represented by one of five colors. The performance level (color) is not included when there are fewer than 30 students in any year. This is represented using a greyed out color dial with the words “No Performance Color.”






This section provides number of student groups in each level.



This section provides a view of how well students are meeting grade-level standards on the Mathematics assessment. This measure is based on student performance either on the Smarter Balanced Summative Assessment or the California Alternate Assessment, which is taken annually by students in grades 3–8 and grade 11.

2023 Fall Dashboard Mathematics Performance for All Students/Student Group		
All Students	English Learners	Foster Youth
 Green	 Yellow	Less than 11 Students
21.7 points below standard	43.5 points below standard	3 Students
Increased Significantly +19.9 points	Increased Significantly +29 points	
322 Students	38 Students	
Homeless	Socioeconomically Disadvantaged	Students with Disabilities
Less than 11 Students	 Yellow	 Yellow
8 Students	32 points below standard	92.5 points below standard
	Increased Significantly +23.7 points	Increased Significantly +18.7 points
	253 Students	40 Students

2023 Fall Dashboard Mathematics Performance by Race/Ethnicity

African American	American Indian	Asian	Filipino
<p>48.1 points below standard</p> <p>Increased Significantly +76.9 points</p> <p>14 Students</p>	<p>Less than 11 Students</p> <p>6 Students</p>	<p>Less than 11 Students</p> <p>2 Students</p>	<p></p> <p>No Performance Color</p> <p>0 Students</p>
Hispanic	Two or More Races	Pacific Islander	White
<p></p> <p>Yellow</p> <p>30.4 points below standard</p> <p>Increased Significantly +18.3 points</p> <p>212 Students</p>	<p>62.9 points below standard</p> <p>Decreased Significantly - 55.6 points</p> <p>11 Students</p>	<p>Less than 11 Students</p> <p>1 Student</p>	<p></p> <p>Blue</p> <p>8.6 points above standard</p> <p>Increased Significantly +16 points</p> <p>77 Students</p>

This section provides additional information on distance from standard for current English learners, prior or Reclassified English learners, and English Only students in mathematics

2023 Fall Dashboard Mathematics Data Comparisons for English Learners

Current English Learner	Reclassified English Learners	English Only
<p>82.4 points below standard</p> <p>Decreased -3.7 points</p> <p>26 Students</p>	<p>40.8 points above standard</p> <p>12 Students</p>	<p>19.3 points below standard</p> <p>Increased Significantly +17.1 points</p> <p>279 Students</p>

Conclusions based on this data:

1. See Identified Need Goals #1-4

School and Student Performance Data

Academic Performance English Learner Progress

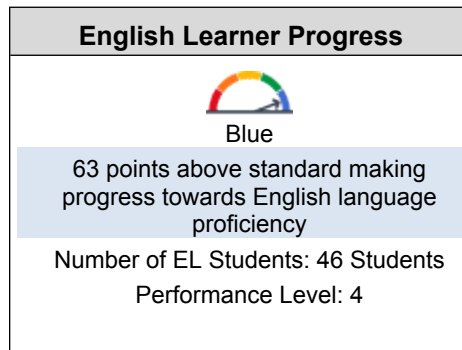
The 2023 California School Dashboard provides parents and educators with meaningful information on school and district progress so they can participate in decisions to improve student learning.

The California School Dashboard goes beyond test scores alone to provide a more complete picture of how schools and districts are meeting the needs of all students. To help parents and educators identify strengths and areas for improvement, California reports how districts, schools (including alternative schools), and student groups are performing across state and local measures.

Performance on state measures, using comparable statewide data, is represented by one of five colors. The performance level (color) is not included when there are fewer than 30 students in any year. This is represented using a greyed out color dial with the words “No Performance Color.”

This section provides a view of the percentage of current EL students making progress towards English language proficiency or maintaining the highest level.

2023 Fall Dashboard English Learner Progress Indicator



This section provides a view of the percentage of current EL students who progressed at least one ELPI level, maintained ELPI level 4, maintained lower ELPI levels (i.e, levels 1, 2L, 2H, 3L, or 3H), or decreased at least one ELPI Level.

2023 Fall Dashboard Student English Language Acquisition Results

Decreased One ELPI Level	Maintained ELPI Level 1, 2L, 2H, 3L, or 3H	Maintained ELPI Level 4	Progressed At Least One ELPI Level
5	12	0	29

Conclusions based on this data:

1. See Identified Need Goals #1-4

School and Student Performance Data

Academic Engagement Chronic Absenteeism

The 2023 California School Dashboard provides parents and educators with meaningful information on school and district progress so they can participate in decisions to improve student learning.

The California School Dashboard goes beyond test scores alone to provide a more complete picture of how schools and districts are meeting the needs of all students. To help parents and educators identify strengths and areas for improvement, California reports how districts, schools (including alternative schools), and student groups are performing across state and local measures.

Performance on state measures, using comparable statewide data, is represented by one of five colors. The performance level (color) is not included when there are fewer than 30 students in any year. This is represented using a greyed out color dial with the words "No Performance Color."






This section provides number of student groups in each level.



This section provides information about the percentage of students in kindergarten through grade 8 who are absent 10 percent or more of the instructional days they were enrolled.

2023 Fall Dashboard Chronic Absenteeism for All Students/Student Group		
All Students	English Learners	Foster Youth
 Yellow 22.2% Chronically Absent Declined Significantly -25.8 685 Students	 Orange 22.7% Chronically Absent Declined -35.2 75 Students	Less than 11 Students 7 Students
Homeless	Socioeconomically Disadvantaged	Students with Disabilities
33.3% Chronically Absent Declined -19 24 Students	 Yellow 25.4% Chronically Absent Declined Significantly -28.4 531 Students	 Yellow 16.1% Chronically Absent Declined -35.1 93 Students

2023 Fall Dashboard Chronic Absenteeism by Race/Ethnicity

African American	American Indian	Asian	Filipino
 Orange 36.7% Chronically Absent Declined -8.8 30 Students	Less than 11 Students 10 Students	Less than 11 Students 3 Students	Less than 11 Students 1 Student
Hispanic	Two or More Races	Pacific Islander	White
 Yellow 23.9% Chronically Absent Declined Significantly -28.3 464 Students	27.6% Chronically Absent Declined -28.3 29 Students	Less than 11 Students 2 Students	 Yellow 13% Chronically Absent Declined -22.2 146 Students

Conclusions based on this data:

1. See Identified Need Goals #1-4

School and Student Performance Data

Conditions & Climate Suspension Rate

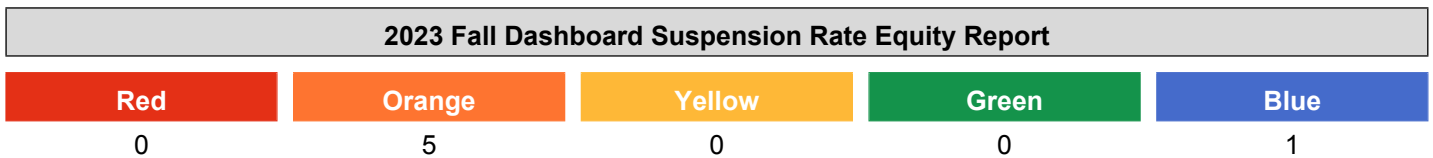
The 2023 California School Dashboard provides parents and educators with meaningful information on school and district progress so they can participate in decisions to improve student learning.

The California School Dashboard goes beyond test scores alone to provide a more complete picture of how schools and districts are meeting the needs of all students. To help parents and educators identify strengths and areas for improvement, California reports how districts, schools (including alternative schools), and student groups are performing across state and local measures.





Performance on state measures, using comparable statewide data, is represented by one of five colors. The performance level (color) is not included when there are fewer than 30 students in any year. This is represented using a greyed out color dial with the words “No Performance Color.”






This section provides number of student groups in each level.



This section provides information about the percentage of students in kindergarten through grade 12 who have been suspended at least once in a given school year. Students who are suspended multiple times are only counted once.

2023 Fall Dashboard Suspension Rate for All Students/Student Group		
All Students  Orange 1.3% suspended at least one day Increased 0.5 695 Students	English Learners  Orange 3.9% suspended at least one day Increased 3.9 76 Students	Foster Youth Less than 11 Students 7 Students
Homeless 0% suspended at least one day Maintained 0 24 Students	Socioeconomically Disadvantaged  Orange 1.5% suspended at least one day Increased 0.4 538 Students	Students with Disabilities  Orange 5.2% suspended at least one day Increased 4 96 Students

2023 Fall Dashboard Suspension Rate by Race/Ethnicity

African American	American Indian	Asian	Filipino
 Blue 0% suspended at least one day Declined -2.8 30 Students	0% suspended at least one day 12 Students	Less than 11 Students 3 Students	Less than 11 Students 1 Student
Hispanic	Two or More Races	Pacific Islander	White
 Orange 1.3% suspended at least one day Increased 0.6 471 Students	0% suspended at least one day Maintained 0 29 Students	Less than 11 Students 2 Students	 Orange 2% suspended at least one day Increased 0.8 147 Students

Conclusions based on this data:

1. See Identified Need Goals #1-4

Goals, Strategies, & Proposed Expenditures

Complete a copy of the following table for each of the school's goals. Duplicate the table as needed.

Goal 1

Title and Description of School Goal

Broad statement that describes the desired result to which all strategies/activities are directed.

All students will make progress toward proficiency on the state adopted standards and English learners will make progress learning the English language.

LCAP Goal to which this School Goal is Aligned

LCAP goal to which this school goal is aligned.

All students will make progress toward proficiency on the state adopted standards and English learners will make progress learning the English language.

Identified Need

A description of any areas that need significant improvement based on a review of Dashboard and local data, including any areas of low performance and significant performance gaps among student groups on Dashboard indicators, and any steps taken to address those areas.

Data from the 2023 CAASPP scores indicate that students continue to make academic gains over the last couple of years and from the COVID pandemic of 2020 & 2021. Even though there was an increase in test scores, the scores in ELA and math show that we are just getting back to our pre-COVID academic levels. There is a need to provide students with a strong cored educational program along with significant supplemental/after-hours intervention and instruction, especially for our most at-risk student groups.

With most subgroups performing at levels close to or similar to the school's overall average, that indicates a need to provide support to all high-needs students across all of the subgroups. There is a need to provide high-needs students with instructional support that includes a strong core instructional program coupled with support and intervention.

English learners performed just below overall levels indicating there is a need to continue providing students who are English learners with language support in all academic areas and to provide these students with English language development instruction (instruction in learning the English language).

Annual Measurable Outcomes

Identify the metric(s) and/or state indicator(s) that your school will use as a means of evaluating progress toward accomplishing the goal.

Metric/Indicator	Baseline/Actual Outcome	Expected Outcome
2023 California Assessment of Student Performance and Progress Results: ELA - All Students	Yellow—Increased 12.3 pts (0.7 points below standard) (2023 Dashboard)	For 2024 Dashboard: 56% Green
2023 California Assessment of Student Performance and Progress Results: ELA - Hispanic	Yellow—Increased 10.8 pts (8.6 points below standard) (2023 Dashboard)	For 2024 Dashboard: 39% Green
2023 California Assessment of Student Performance and Progress Results: ELA - White	Green—Increased 13.5 pts (35.6 points below standard) (2023 Dashboard)	For 2024 Dashboard: 71% Blue
2023 California Assessment of Student Performance and Progress Results: ELA - English Learners	Yellow—Increased 37.7 pts (23.2 points below standard) (2023 Dashboard)	For 2024 Dashboard: 28% Green

2023 California Assessment of Student Performance and Progress Results: ELA - Economically Disadvantaged	Yellow—Increased 19.2 pts (13.6 points below standard) (2023 Dashboard)	For 2024 Dashboard: 51% Green
2023 California Assessment of Student Performance and Progress Results: ELA - Students with Disabilities	Red—Declined 11.8 pts (100.0 points below standard) (2023 Dashboard)	For 2024 Dashboard: 11% Orange
2023 California Assessment of Student Performance and Progress Results: Math - All Students	Green—Increased 19.9 pts (21.7 points below standard) (2023 Dashboard)	For 2024 Dashboard: 42% Blue
2023 California Assessment of Student Performance and Progress Results: Math - Hispanic	Yellow—Increased 18.3 pts (30.4 points below standard) (2023 Dashboard)	For 2024 Dashboard: 38% Green
2023 California Assessment of Student Performance and Progress Results: Math - White	Blue—Increased 16.0 pts (8.6 points below standard) (2023 Dashboard)	For 2024 Dashboard: 57% Blue
2023 California Assessment of Student Performance and Progress Results: Math - English Learner	Yellow—Increased 29.0 pts (43.5 points below standard) (2023 Dashboard)	For 2024 Dashboard: 9% Green
2023 California Assessment of Student Performance and Progress Results: Math - Economically Disadvantaged	Yellow—Increased 23.7 pts (32.0 points below standard) (2023 Dashboard)	For 2024 Dashboard: 37% Green
2023 California Assessment of Student Performance and Progress Results: Math - Students with Disabilities	Yellow—Increased 18.7 pts (92.5 points below standard) (2023 Dashboard)	For 2024 Dashboard: 14% Green

Strategies/Activities

Complete the Strategy/Activity Table with each of your school's strategies/activities. Add additional rows as necessary.

Strategy/Activity #	Description	Students to be Served	Proposed Expenditures
1.1	<p>Tier 1 Core Instruction</p> <p>Implement standards based ELA and mathematics instruction using the HESD pacing guides and district adopted instructional materials.</p> <p>Shared reading, reader's workshop, writer's workshop, small group instruction in reading, writing and math, read aloud, close reading and interactive writing teaching points using the state adopted text and supplemental nonfiction instructional materials will be derived from the Common Core Standards.</p> <p>Library Media Technician promotes regular use of literacy to enrich the school experience and encourages regular participation in library activities to develop students' literacy skills.</p> <p>ELA Leadership team will provide support as needed. Leadership team will monitor monthly: classroom observations lesson plans minimum day collaboration agendas. formative & summative assessments</p>	All Students	<p>18,818</p> <p>School Wide Program (SWP) 4000-4999: Books And Supplies Supplemental Instructional Supplies Materials 1,400</p> <p>School Wide Program (SWP) 4000-4999: Books And Supplies Library Books 500</p> <p>School Wide Program (SWP) 4000-4999: Books And Supplies LMT Supplies/Materials other than books 4,556</p> <p>LCFF - Supplemental 4000-4999: Books And Supplies PE Supplies (0100-0332-0-1160-1000-430000-020-0024) 3,000</p> <p>School Wide Program (SWP)</p>

	<p>overall student academic progress and academic needs</p> <p>Math Leadership team monitors monthly to ensure that essential standards/units will be instructed prior to state testing: Lesson plans District assessment data Formative classroom/chapter assessment results</p> <p>Physical Education Students will receive instruction in physical education for a total period of time of not less than 200 minutes each 10 school days, exclusive of recesses and the lunch period. The Physical Education Model Content Standards will follow a sequential, developmentally appropriate curriculum designed and implemented to help students acquire the knowledge, skills, attitudes, and confidence needed to adopt and maintain a physically active, healthy lifestyle.</p>		<p>5800: Professional/Consulting Services And Operating Expenditures 590009 Instructional Consultants 3,500 School Wide Program (SWP) 5700-5799: Transfers Of Direct Costs Print Shop 500 School Wide Program (SWP) 4000-4999: Books And Supplies 421000 Ebooks 100 School Wide Program (SWP) 5800: Professional/Consulting Services And Operating Expenditures Amazon Prime Membership</p>
1.2	<p>Tier 2 & 3 Supports</p> <p>Implement school-wide differentiated small group reading, writing, and mathematics instruction and in-class interventions.</p> <p>ELA "At risk" students will participate in explicit reading and/or math instruction delivered by the teacher and will progress in reading levels. Students receive small group instruction from Ed. Tutors using a push-in model and/or pull out. (Students are receiving an additional small group lesson, before or after their small group lesson with the teacher, when they would otherwise be working independently.) Teachers will monitor progress and adjust small group instruction based on the assessment of students once per month. Students needing additional support will participate in a reading intervention program supported by an Ed Tutor.</p> <p>Provide before school, after school, or lunch time tutoring and intervention opportunities for identified students scoring in the intensive range on language arts and/or mathematics assessments for grades K-6.</p> <p>Additional supplemental materials and supplies such as leveled books and intervention materials to support student's academic needs.</p>	High Needs Students	<p>1,700 School Wide Program (SWP) 4000-4999: Books And Supplies Books/Leveled Books/Library Books/eBooks</p>
1.3	<p>Academic Enrichment</p> <p>Students participate in a variety of enrichment</p>	All Students	<p>0 School Wide Program (SWP)</p>

	<p>activities that are designed to increase engagement in learning, improve background knowledge, support vocabulary development by integrating content instruction with hands-on activities.</p> <p>Activities may include clubs, assemblies, awards assemblies, art lessons, guest speakers, study trips, video conferences, Read Across America activities and virtual study trips that align to grade level content and themes.</p> <p>Supplemental academic and enrichment activities to support instruction in ELA, Math, Science, and History/Social Science.</p> <ul style="list-style-type: none"> • Videoconferencing • Study Trips • Zoom Field Trip • Book Fair and Read Across America Activities • Medals and Trophies that celebrate academic achievement • Art Lessons 		<p>5000-5999: Services And Other Operating Expenditures Assemblies & Guest Speakers 0 School Wide Program (SWP) 4000-4999: Books And Supplies Enrichment (Video Conf. Academic and Enrichment Activities, Academic Trips)</p>
<p>1.6</p>	<p>Digital Subscriptions</p> <p>Supplement the school's board approved instructional materials in ELA, math, science, and history/social science with a suite of digital/online tools and subscriptions that are aligned with the State standards, are accessible at school and home, are adaptive (able to remediate and/or accelerate learning), can identify and target missing skills or gaps in skills/knowledge/understanding, and that provide data on students' progress.</p> <p>Supplemental digital content through centralized services includes: IVS Computer Technology (SMART Notebook) Lexia Learning Kahn Academy Flocabulary Discover Education Learning A-Z Seesaw Learning Adobe Creative Cloud for Students (SHI) Zoom BrainPop School City (Illuminate) Novel Effects, Inc.</p> <p>Accelerated Reader-Site Purchase Starfall-Site Purchase IXL-Site Purchase Mystery Science-Site Purchase NewsELA-Site Purchase Education.com-Site Purchase Screencastomatic-Site Purchase</p>	<p>All Students</p>	<p>19,000 School Wide Program (SWP) 5800: Professional/Consulting Services And Operating Expenditures Digital Subscriptions 4,541.67 Title I Centralized Service 5800: Professional/Consulting Services And Operating Expenditures Digital Content & Subscriptions</p>

	Field Trip Zoom-Site Purchase Omega Labs - Boom Learning		
1.7	<p>Integrated ELD (Core Program ELD/EL Support)</p> <p>The foundation of the district’s support for English learners are its integrated and designated English language development instruction programs. These are the district’s core ELD programs. ELD instruction and EL support in academic content areas will be provided to all EL students using the state adopted core and ancillary materials ensuring that English learners are receiving language instruction that supports access to the state-adopted content standards in ELA, mathematics, science, and history social science.</p> <p>EL Students are supported across the school day in all content areas. English learners in Hanford Elementary are referred to as ELITE because being an English learner, knowing two languages and working toward becoming bilingual and biliterate, is considered an asset rather than a handicap.</p> <p>Integrated ELD:</p> <ul style="list-style-type: none"> • Includes intentional supports and scaffolds that happen by design • Is planned in advance as part of the lesson to eliminate barriers to learning • Often includes a preview or pre-teach to build background knowledge for the topic • May include small group • Provides connections to what students already know • Often includes hands on activity and discussion (with language supports as needed) • May include the use of charts and graphic organizers <p>Provide all EL students with ELD instruction and EL support using the State adopted materials. This is the district's core program of integrated ELD.</p> <p>ELD instruction and EL support in academic content areas will be provided to all EL students using the state adopted core and ancillary materials ensuring that English learners are receiving language instruction that supports access to the state-adopted content standards in ELA and mathematics.</p> <p>A Director of Curriculum (English Learners), working at the district level and funded with LCFF, provides leadership and monitoring of the district’s integrated and designated ELD programs. The Director of curriculum works with school site principals and learning directors ensuring that</p>	English Learners	<p>None Specified None Specified Director of Curriculum (Core Program funded with LCFF)</p> <p>None Specified None Specified School Site Learning Director (Core Program funded with LCFF)</p>

	<p>implementation of ELD is in place and that teaching staff receive professional development in ELD instruction. The Director of Curriculum develops, implements, supervises, and monitors all activities funded with Title III.</p> <p>A learning director at each school site, funded with LCFF, provides leadership and monitoring of ELD instruction at the school site level. Learning directors ensure that both integrated and designated ELD are in place and are effective. Learning directors provide leadership and support to teaching staff in identifying EL students requiring interventions. Learning directors monitor the implementation of interventions at their sites. Learning directors, working with the Director of Curriculum, assess the ELD professional development needs of their individual school sites, and, working together, implement PD that is targeted to individual school sites' needs.</p>		
<p>1.8</p>	<p>Designated ELD (Core Program)</p> <p>EL students are provided with consistent, effective, research-based designated English language development instruction that is carefully planned and explicitly taught; that includes opportunities to develop fluency through authentic oral and written practice; that includes activities with language beyond students' current level of proficiency; and that is specifically targeted to students' English proficiency levels. Students will receive ELD instruction at their English language development level during the ELD instructional block. Each school will implement a 30-minute block of time each day for English language development instruction. The district leadership team will monitor and provide technical assistance and professional development for the implementation of ELD at school sites. Students' ELD level will be appropriately and promptly identified. District level leadership team will provide school sites with professional development/technical assistance in developing deployment schedules so that all students are provided with ELD instruction at their ELD level. The district leadership team will continue to monitor the implementation of deployment for supplemental ELD instruction.</p> <p>Students will receive ELD instruction at their English language development level during the ELD instructional block. This is the districts core designated ELD program.</p> <p>Dedicated ELD Time Block: Each school will implement a 30 minute block of time each day for English language development instruction. The district leadership team will monitor and provide technical assistance and professional development for the implementation of ELD at school sites.</p>	<p>English Learners</p>	<p>None Specified None Specified Director of Curriculum (Core Program funded with LCFF)</p> <p>None Specified None Specified School Site Learning Director (Core Program funded with LCFF)</p>

	<p>Identify Students' ELD Level: Students' ELD level will be appropriately and promptly identified. All school sites will locally score the ELPAC annually.</p> <p>EL Deployment School Site: School site leadership teams will use the results of assessments including local scoring of the ELPAC, and district formative assessments to plan deployments to ensure that EIs are instructed at their ELD level.</p> <p>EL Deployment LEA: District level leadership team will provide school sites with professional development/technical assistance in developing deployment schedules so that all students are provided with ELD instruction at their ELD level.</p> <p>Monitor ELD Deployment: The district leadership team will continue to monitor the implementation of deployment for supplemental ELD instruction.</p>		
<p>1.9</p>	<p>Trimester Monitoring of ELs</p> <p>Once each trimester, all teachers will document the progress of each of their EL students. This documentation will be aligned to the 2012 ELD standards and will be based on ELPAC scores, results of district benchmark and formative assessments, student work samples, and teacher observations.</p> <p>Upload EL Documentation: Once each trimester teachers will upload documentation of each EL student's progress to a master database.</p> <p>School Site Progress Monitoring School site leadership will access the master database to monitor the progress of EL students.</p> <p>Identify Students At Risk of LTEL: The district will identify students at-risk of becoming LTEL and will monitor the progress of these students through their elementary and junior high school years.</p> <p>Data Analysis Data, including local scoring of ELPAC, information from the master EI database, and district benchmark and formative assessments will be used to develop a timely analysis of students' progress and used to identify students at risk of becoming LTEL.</p> <p>Intervention for At Risk LTEL: Once identified, students at risk of becoming LTEL will be provided with both language and academic</p>	<p>English Learners</p>	<p>None Specified None Specified Core Program: Not Supported with Federal Funds</p>

	<p>interventions based on their language and academic needs.</p> <p>Monitor Progress LTEL: The progress of students identified as being at risk of becoming LTEL will be monitored at both the school site and LEA level.</p>		
1.10	<p>Supplemental, After-Hours ELD Instruction</p> <p>English learners who are identified as making insufficient progress in learning English are provided with supplemental, after-hours ELD instruction. These students will be provided with after-hours intervention and enrichment with an English Language Development focus. Teachers will be recruited to from school sites to provide after-school ELD to EL students. (Teacher will provide instruction to EL students at their own school site.) The Director of Curriculum will monitor students' attendance and progress and will provide technical assistance to the school sites in implementing supplemental ELD.</p> <p>After-School ELD: Deliver supplemental, after-hours ELD instruction to students identified as making insufficient progress in learning English that is aligned to students' proficiency levels, the ELD standards, and is research/evidence-based. Recommendations found in: California Department of Education. (2010). Improving Education for English Learners: Research Based Approaches. Sacramento: California Department of Education.</p> <p>EL students will be provided with after-hours intervention and enrichment with an English Language Development focus.</p> <p>Recruit Teachers: Teachers will be recruited to from school sites to provide after-school ELD to EL students. (Teacher will provide instruction to EL students at their own school site.)</p> <p>Monitor After School ELD: The Director of Curriculum will monitor students' attendance and progress and will provide technical assistance to the school sites in implementing supplemental ELD</p>	English Learners	<p>Title III None Specified Funding for this action is detailed in the LCAP Federal Addendum Spending Plan</p>
1.14			

Annual Review

SPSA Year Reviewed: 2023-24

Respond to the following prompts relative to this goal. If the school is in the first year of implementing the goal, an analysis is not required, and this section may be left blank and completed at the end of the year after the plan has been executed.

Analysis

Describe the overall implementation and effectiveness of the strategies/activities to achieve the articulated goal.

Expected Outcomes vs. Actual Outcomes in CAASPP Data. The scores below are the Actual Outcomes from the 2023 CAASPP testing. In comparing these scores to the Expected Outcomes established in the 2022-2023 school year for the 2023 CAASPP results, a “Met” determines the Actual Outcome results from the 2023 CAASPP met or exceeded the expected outcome projection, while a “Not Met” determines the Actual Outcome did not meet the expected outcome projection.

ELA: All Students— 53.58 % (Met)
ELA: African Americans— 35.29 % (Met)
ELA: Hispanics— 50 % (Met)
ELA: White— 68.83 % (Met)
ELA: English Learners— 25.81 % (Met)
ELA: Socioeconomically Disadvantaged— 48.75 % (Met)
ELA: Students with Disabilities— 8.33 % (Met)
Math: All Students— 39.43 % (Met)
Math: African Americans— 23.53 % (Met)
Math: Hispanics— 34.91 % (Met)
Math: White— 53.85 % (Met)
Math: English Learners— 6.45 % (Not Met)
Math: Socioeconomically Disadvantaged— 34.29 % (Met)
Math: Students with Disabilities— 11.11 % (Met)

Implementation

The actions and services under Goal 1 were well implemented overall, with students making progress toward proficiency on the state-adopted standards and with students who are English learners making progress learning English. Standards-based ELA and mathematics instruction, as defined by the Common Core Standards incorporating state-adopted text and HESD pacing calendar, is in place in all classrooms. School site leadership, with support from the district office curriculum and instruction department, monitors schools, classrooms, and student progress. Students requiring intervention are identified and provided with supplemental instruction/intervention including after-hours instruction. Integrated ELD (Core Program ELD/EL Support) instruction and EL support in academic content areas were implemented across the school at all grade levels. English learners received language instruction supporting access to the state-adopted content standards in ELA, mathematics, science, and history/social science. Designated ELD (Core Program) Students received 30 minutes of ELD instruction at their English language development level during the ELD instructional block. Students received ELD instruction at their English language development level during the ELD instructional block. Teachers documented the progress of EL students using the district’s EL rubric forms.

Effectiveness

The actions under Goal 1 continue to be effective in students making progress toward proficiency on the state-adopted standards and English learners continue to make progress learning the English language.

Although academic data gathered during the COVID time period indicate students experienced significant learning loss due to the impacts of the associated school closures, extended periods of distance learning, student absences, and staffing shortages, the 2023 CAASPP scores showed a closing of the learning loss gap and in some cases, surpassed the pre-COVID pandemic CAASPP scores. When comparing scores over the last three years, there is an increase in proficiency levels showing students are making gains in academics. Based on the increase in achievement levels, there is not a need to make significant changes to the instructional program; rather, it indicates a need to continue to build upon and strengthen the school’s existing instructional programs.

Note: For individual analysis of each action under this goal, please see the attached addendum to this school plan:
SPSA: Evidence-Based Title I Funded Program Evaluation

Describe any major differences between the intended implementation and/or the budgeted expenditures to implement the strategies/activities to meet the articulated goal.

Although the strategies/activities in the plan were implemented, new funding, both federal and state, was used to support some of the activities in this school plan. Struggling students received interventions through the Extended Learning Opportunities Plan (ELOP) and/or through the ESSER Learning Loss. The continuing pandemic and resulting student absences and staffing shortages disrupted some of the school's programs and operations. Teacher over-contract for interventions was limited resulting in not all funds being spent. Adequate supplies and materials were available using less than the budgeted amount. More Title 1 funds were used to purchase supplemental instructional digital subscriptions as the district cut back on what it purchased for the school.

Describe any changes that will be made to this goal, the annual outcomes, metrics, or strategies/activities to achieve this goal as a result of this analysis. Identify where those changes can be found in the SPSA.

The school will continue to provide standards-aligned instruction to all students, interventions and support for struggling students, and designated and integrated ELD for English learners. The school will continue to provide students with an extensive suite of digital/online supplemental instructional materials.

After-school support and activities including enrichment, tutoring, and ELD instruction will continue to be funded through the district-wide Expanded Learning Opportunities Program and will no longer be included in the school plan. All students will have the opportunity to participate in these programs.

Student CAASPP scores increased over the past three years, since the COVID pandemic started, including most subgroups. The strategies and activities under Goal 1 will continue into the coming year.

Goals, Strategies, & Proposed Expenditures

Complete a copy of the following table for each of the school's goals. Duplicate the table as needed.

Goal 2

Title and Description of School Goal

Broad statement that describes the desired result to which all strategies/activities are directed.

The school will support teachers and staff with professional development, training, and collaboration time.

LCAP Goal to which this School Goal is Aligned

LCAP goal to which this school goal is aligned.

The district will support teachers and staff with professional development, training, and collaboration time.

Identified Need

A description of any areas that need significant improvement based on a review of Dashboard and local data, including any areas of low performance and significant performance gaps among student groups on Dashboard indicators, and any steps taken to address those areas.

The rigor of CCCS and state assessments continues to create a demand for professional development to support teaching staff. District surveys of teachers and site administrators, classroom observations, and test scores from the CAASPP all indicate a need for further professional development related to the implementation of the Common Core Standards.

There is a significant need to provide teachers with professional development and in-class coaching in the integration of technology resources with classroom instruction and the work students do.

There is a need to provide teaching staff with PD to build upon the analysis of student achievement data by studying the work of individual students, especially their written work, and diagnosing specific areas of strength and areas of need. There is a need to develop instructional planning based on this analysis.

Although English learners are performing well on the CA School Dashboard English Learner Progress Indicator, English learners are performing at lower levels in ELA and Math than their peers (overall) on the dashboard academic indicators. This indicates that there is a need to provide students who are English learners with language support in all academic areas (called Integrated ELD) and to provide these students with specific English language development instruction (instruction in learning the English language (called Designated ELD). In order to provide effective Integrated ELD and Designated ELD, there is a need to provide classroom teachers with leadership, training, and support in these areas.

Annual Measurable Outcomes

Identify the metric(s) and/or state indicator(s) that your school will use as a means of evaluating progress toward accomplishing the goal.

Metric/Indicator	Baseline/Actual Outcome	Expected Outcome
District Led Professional Development	All Teachers Receive Professional Development	All Teachers Receive Professional Development
School Site Led Professional Development	The School Provides Opportunities for Professional Development	The School Provides Opportunities for Professional Development
Teacher Collaboration	Teachers Attend Collaboration Each Wednesday	Teachers Attend Collaboration Each Wednesday

Strategies/Activities

Complete the Strategy/Activity Table with each of your school's strategies/activities. Add additional rows as necessary.

Strategy/ Activity #	Description	Students to be Served	Proposed Expenditures
<p>2.1</p>	<p>School Site Professional Development</p> <p>Teachers and administrators will participate in district professional development and site based systematic professional development. Teachers will receive professional development that is specific to the needs of the school site. This is determined by site leadership observations and input from teachers at the school site. Site based professional development may include training/PD around professional text or providing PD opportunities for teachers on site or virtually.</p> <p>Teachers are provided with collaboration time on student early release days. Teachers will understand and effectively implement the collaboration protocol used in a professional learning community. Teachers analyze student achievement data from district and site based assessments and use this information to plan instruction and intervention, to identify students for intervention, and to group students for instruction and intervention. Data will be disaggregated to show overall performance as well as performances of significant subgroups (including ELs). Results may include grouping, planning, observing a colleague, and/or coaching support based on identified needs. Administration will meet with teachers at least twice a year to review the status of their class and review teacher goals.</p> <p>As needed (based on data) coaching will include focus on EL strategies</p> <p>Substitutes may be utilized to relieve teachers in order for them to attend Professional Development or Status of the Class meetings.</p>	<p>All Students</p>	<p>1,500 School Wide Program (SWP) 4000-4999: Books And Supplies Books for Professional Development</p>
<p>2.2</p>	<p>Instructional Coaches</p> <p>A professional development team consisting of a curriculum specialist in English language arts, and five instructional coaches provide high quality, research-based professional development to teachers and administrators. Instructional coaches specialize in reading, writing, mathematics/science, the integration of technology into the instructional program, and the development digital literacy skills to improve academic achievement. Decisions are made regarding the types of professional development that will be delivered based on analysis of data including student</p>	<p>All Students</p>	<p>91,556.08 Title I Centralized Service 1000-1999: Certificated Personnel Salaries School Site Portion of Seven Instructional Coaches 833.33 Title I Centralized Service 5000-5999: Services And Other Operating Expenditures School Site Portion for Mileage Seven Instructional Coaches</p>

	achievement data, site leadership, and teacher input. These include, but are not limited to whole-group professional development, in-class coaching, coaching during weekly collaboration, lesson development and planning, backward-mapping, and analysis of formative and summative student achievement data. The professional development team provides training and professional development specifically designed to improve the academic achievement of English Learners		
2.3	<p>Induction Coaches</p> <p>The district will operate a CTC accredited new teacher induction program with two full-time, full-release induction coaches. New teachers will receive induction support for two years and will clear their credentials through the induction program. Beginning with the 2018-2019 school year, the district will implement a Clear Administrative Services Credential Induction Program (CASC) for new administrators.</p>	All Students	27,753.42 Title I Centralized Service 1000-1999: Certificated Personnel Salaries School Site Portion of Two Induction Coaches

Annual Review

SPSA Year Reviewed: 2023-24

Respond to the following prompts relative to this goal. If the school is in the first year of implementing the goal, an analysis is not required, and this section may be left blank and completed at the end of the year after the plan has been executed.

Analysis

Describe the overall implementation and effectiveness of the strategies/activities to achieve the articulated goal.

IMPLEMENTATION

Teachers attended three district-led, full-day professional development sessions providing teachers with training in research-based instructional strategies for ELA, Math, and ELD. Teachers are provided with a “minimum day” each Wednesday to collaborate around student assessment data and to plan instruction and intervention.

A professional development team consisting of a curriculum specialist in English language arts, a curriculum specialist in mathematics, and five instructional coaches provide high-quality, research-based professional development to teachers and administrators. Instructional coaches specialize in reading, writing, mathematics/science, the integration of technology into the instructional program, and the development of digital literacy skills to improve academic achievement. These coaches provide whole-group professional development, in-class coaching, coaching during weekly collaboration, lesson development and planning, backward mapping, and analysis of formative and summative student achievement data. The professional development team provides training and professional development specifically designed to improve the academic achievement of various subgroups including English Learners.

New teachers were served with a CTC-accredited new teacher induction program with a director and two full-time, full-release induction coaches. New teachers received induction support for two years and clear their credentials through the induction program.

EFFECTIVENESS

Teacher surveys indicate that the professional development and collaboration time were effective, and despite challenges from the pandemic, they were supported by this training, professional development, and collaboration.

Note: For individual analysis of each action under this goal, please see the attached addendum to this school plan: SPSA: Evidence-Based Title I Funded Program Evaluation

Describe any major differences between the intended implementation and/or the budgeted expenditures to implement the strategies/activities to meet the articulated goal.

All strategies/activities under Goal #2 were well implemented. There were no material differences between proposed and actual expenditures.

Describe any changes that will be made to this goal, the annual outcomes, metrics, or strategies/activities to achieve this goal as a result of this analysis. Identify where those changes can be found in the SPSA.

There is a continuing need to provide professional development around grade-level standards-aligned instruction. There is a need to continue to use the district's instructional coaches while also providing professional development opportunities from outside the district, such as from Tulare or Kings County offices of Education. Teachers will continue to receive professional development from the district PD team. Teachers will continue to receive site-specific PD at their school sites.

Goals, Strategies, & Proposed Expenditures

Complete a copy of the following table for each of the school's goals. Duplicate the table as needed.

Goal 3

Title and Description of School Goal

Broad statement that describes the desired result to which all strategies/activities are directed.

Students will learn in a safe, well maintained school where they are supported, engaged, and connected to their school.

LCAP Goal to which this School Goal is Aligned

LCAP goal to which this school goal is aligned.

Students will learn in a safe, well maintained school where they are supported, engaged, and connected to their school.

Identified Need

A description of any areas that need significant improvement based on a review of Dashboard and local data, including any areas of low performance and significant performance gaps among student groups on Dashboard indicators, and any steps taken to address those areas.

Suspension

Although the school's suspension rate has decreased consistently over the last decade, since the COVID pandemic over the past couple of years, there has been an uptick in the number of students who are suspended. There is still an increase in behavioral and social-emotional concerns extending from the prolonged pandemic and prior distance learning. There is a need to continue to reduce the number of students who are suspended by supporting all students with incentives and rewards for good behavior, good choices, and proper self-management, by identifying students with behavior challenges, and by providing those students with increasing levels of support.

Chronic Absenteeism:

Although the rate of chronically absent students has been historically low, the COVID pandemic and the various strands of COVID-19 have had and continue to have a significant negative impact on student attendance. There is still confusion among the public about when to send their child to school based on various symptoms their child may have, which in most cases are typical cold-like symptoms. There is a need to continue providing students and their families with social and emotional support to keep them engaged in school and to further reduce the number of students who are chronically absent, along with education around when to send their student to school and when not to.

Annual Measurable Outcomes

Identify the metric(s) and/or state indicator(s) that your school will use as a means of evaluating progress toward accomplishing the goal.

Metric/Indicator	Baseline/Actual Outcome	Expected Outcome
Suspension Rate: California Dashboard: All Students	1.3% Suspension Rate (Orange)	For 2023-2024: 1% (Yellow)
Suspension Rate: California Dashboard: African American	0.0% Suspension Rate (Blue)	For 2023-2024: 0% (Blue)
Suspension Rate: California Dashboard: Hispanic	1.3% Suspension Rate (Orange)	For 2023-2024: 1% (Yellow)
Suspension Rate: California Dashboard: White	2.0% Suspension Rate (Orange)	For 2023-2024: 1.7% (Yellow)
Suspension Rate: California Dashboard: English Learners	3.9% Suspension Rate (Orange)	For 2023-2024: 3.6% (Yellow)

Suspension Rate: California Dashboard: Homeless	N/A	N/A
Suspension Rate: California Dashboard: Economically Disadvantaged	1.5% Suspension Rate (Orange)	For 2023-2024: 1.2% (Yellow)
Suspension Rate: California Dashboard: Students with Disabilities	5.2% Suspension Rate (Orange)	For 2023-2024: 4.7% (Yellow)
Chronic Absenteeism: California Dashboard: All Students	22.2% Chronic Absenteeism Rate (Yellow)	For 2023-2024: 21.7% (Green)
Chronic Absenteeism: California Dashboard: African American	36.7% Chronic Absenteeism Rate (Orange)	For 2023-2024: 36.2% (Yellow)
Chronic Absenteeism: California Dashboard: Hispanic	23.9% Chronic Absenteeism Rate (Yellow)	For 2023-2024: 23.4% (Green)
Chronic Absenteeism: California Dashboard: White	13.0% Chronic Absenteeism Rate (Yellow)	For 2023-2024: 12.5% (Green)
Chronic Absenteeism: California Dashboard: English Learners	22.7% Chronic Absenteeism Rate (Orange)	For 2023-2024: 22.2% (Yellow)
Chronic Absenteeism: California Dashboard: Homeless	N/A	N/A
Chronic Absenteeism: California Dashboard: Economically Disadvantaged	25.4% Chronic Absenteeism Rate (Yellow)	For 2023-2024: 24.9% (Green)
Chronic Absenteeism: California Dashboard: Students with Disabilities	16.1% Chronic Absenteeism Rate (Yellow)	For 2023-2024: 15.6% (Green)

Strategies/Activities

Complete the Strategy/Activity Table with each of your school’s strategies/activities. Add additional rows as necessary.

Strategy/ Activity #	Description	Students to be Served	Proposed Expenditures
3.1	<p>Tier 1 School Climate</p> <p>Provide all students with activities to promote good attendance, strong character, and good behavior.</p> <p>A variety of activities and rewards will be implemented to promote good behavior and attendance including: Student of the Month, Monthly or Weekly Attendance and Behavior Incentives, Attendance Benchmark Awards, Zero Citation Activities/Rallies, Read Across America, Good Behavior and/or Good Attendance Reward Trips</p> <p>Students will have the opportunity to participate in structured physical activities during recess and lunch that promote character-building to enhance our school culture beyond the classrooms.</p> <p>Assemblies on-site or virtual to promote good character and school attendance.</p> <p>Identify students with attendance or behavior challenges and provide them with additional support.</p>	All Students	<p>0</p> <p>LCFF - Supplemental 5700-5799: Transfers Of Direct Costs Print Shop for School Climate 0</p> <p>LCFF - Supplemental 5800: Professional/Consulting Services And Operating Expenditures Consulting Services 14,080</p> <p>LCFF - Supplemental 4000-4999: Books And Supplies School Climate Activity Supplies/Rewards/Incentives/ Food/Enrichment Activities 2,000</p> <p>LCFF - Supplemental 5700-5799: Transfers Of Direct Costs Food for Student Incentives (District Kitchen)</p>

	<p>Student Specialist, Counselors, and other school staff can provide rewards/incentives for students to help improve attendance and behavior.</p>		
<p>3.2</p>	<p>Tier 2 & 3 Supports</p> <p>Through the analysis of rating scales and/or attendance data, students identified with attendance and/or behavior challenges will be provided with additional supports. Positive Behavior Interventions and Support systems will be implemented school-wide in order to promote positive social behavior and improve school climate. Support staff will identify students in need of additional intervention (informal/formal behavior and attendance contracts). Support staff will provide additional PBIS Tier 2 and 3 interventions and supports to identified students in order to improve behavior and/or attendance (counseling, social groups, student contracts, and incentives/reinforcement).</p> <p>In addition, Leadership Team will provide students and their families direct support. Leadership Team and Support Staff will seek to prevent discipline incidents through working proactively with students and teachers; will seek solutions to problems that get in the way of learning and personal growth; will promote student attendance and good citizenship; and will monitor student attendance and discipline to provide students with intervention support.</p> <p>School staff will identify and support students who have behavior and/or social/emotional challenges.</p> <p>Provide students with a developed, pre-planned suite of supports, including in-school interventions, that give them the opportunity to release, recover, reflect, reset, and return to the classroom after a behavior incident has occurred. These supports are designed to give students social emotional support, provide them with strategies and skills to cope in the classroom, to and minimize time spent out of the classroom.</p> <p>(See Dearborn, G., & Sturgeon, S. (2019). Schoolwide Discipline. In G. Dearborn, & S. Sturgeon, Yeah, What About This Kid (Tier 3 Behavior Interventions That Work) (pp. 101-135). Fairfax, CA: Conscious Teaching.)</p>	<p>All Students/High Needs Students</p>	
<p>3.3</p>	<p>SEL (Social-Emotional Learning)</p> <p>Implement a social/emotional course of study that supports students and staff in order to acquire and apply the knowledge, attitudes, and skills to manage emotions, set and achieve positive goals, feel and show empathy for others, establish and maintain positive relationships with peers and</p>	<p>All Students/High Needs Students</p>	<p>1,000 School Wide Program (SWP) 4000-4999: Books And Supplies Supplies and Materials to Support Social Emotional Learning (SEL) 2,750</p>

	<p>adults, and make responsible decisions. Improved social/emotional skills and decision-making will lead to an increase in academic achievement. The social-emotional learning (SEL) system will be designed to help leadership, staff, and students strengthen their social-emotional skills and create a positive and supportive school climate. This will also include increasing the neighborhood-to-school connection to build school pride and encourage a positive school community.</p> <p>Curriculum and Digital Subscription to teach students about SEL (Second Step Curriculum).</p>		<p>School Wide Program (SWP) 5800: Professional/Consulting Services And Operating Expenditures Digital Subscriptions</p>
--	---	--	--

Annual Review

SPSA Year Reviewed: 2023-24

Respond to the following prompts relative to this goal. If the school is in the first year of implementing the goal, an analysis is not required, and this section may be left blank and completed at the end of the year after the plan has been executed.

Analysis

Describe the overall implementation and effectiveness of the strategies/activities to achieve the articulated goal.

IMPLEMENTATION
 The COVID-19 pandemic and resulting student absences and staffing shortages disrupted many of the school’s programs and operations over the past few years. Despite these disruptions and challenges, the actions under Goal #3 was well implemented. All students received support and participated in activities to promote citizenship and good behavior. High-needs students received additional support. Learning directors monitored the social-emotional and health needs of students and coordinated the support that students received from counselors, social workers, nursing staff, and student specialists.

EFFECTIVENESS
 Since the COVID pandemic compared to pre-COVID, there has been an increase in chronically absent students and an increase in behavioral and social concerns that have increased the suspension rate. Over the last three years, the chronic absenteeism rate has improved even though it is still higher than pre-COVID times. The steady decrease in chronic absenteeism rate over the last few years have shown the plans put in place have been effective.

Anecdotal observations along with internal data for the current school year show that students are still experiencing a decline in social-emotional well-being since the COVID pandemic. Although support from school staff has mitigated this decline, there is a great need to continue providing support and interventions for our most fragile students.

The data measuring school climate, especially suspensions and absenteeism, have been significantly impacted by the COVID pandemic over the last several years and do not accurately reflect the impact that the school's programs and services have had on school climate. The school's programs and services for students under Goal #3, leading up to the pandemic, have led to a significant and steady decline in suspensions and chronic absenteeism. This indicates a need to continue, and where possible, expand the services and programs that support students' social-emotional well-being and physical health.

Note: For individual analysis of each action under this goal, please see the attached addendum to this school plan: SPSA: Evidence-Based Title I Funded Program Evaluation

Describe any major differences between the intended implementation and/or the budgeted expenditures to implement the strategies/activities to meet the articulated goal.

All strategies/activities under Goal #3 were well implemented. There are no material differences between the Proposed Expenditures and Estimated Actual Expenditures.

Describe any changes that will be made to this goal, the annual outcomes, metrics, or strategies/activities to achieve this goal as a result of this analysis. Identify where those changes can be found in the SPSA.

All students will continue to receive support and will participate in activities to promote citizenship and good behavior. High-needs students will receive additional support. Learning directors will continue to monitor the social-emotional and health needs of students and coordinate the support that students will receive from counselors, social workers, nursing staff, and student specialists.

There will be a great need to continue to re-establish a culture where students and their families view attending school every day as very important after the last few years of dealing with the pandemic.

Activities to support and promote school attendance will resume and expand.

There will be a need to continue and build upon services and programs for students to support social emotional wellbeing and to promote good school attendance and behavior.

Goals, Strategies, & Proposed Expenditures

Complete a copy of the following table for each of the school's goals. Duplicate the table as needed.

Goal 4

Title and Description of School Goal

Broad statement that describes the desired result to which all strategies/activities are directed.

Communication between schools and home will be regular and meaningful.

LCAP Goal to which this School Goal is Aligned

LCAP goal to which this school goal is aligned.

Communication between schools and home will be regular and meaningful.

Identified Need

A description of any areas that need significant improvement based on a review of Dashboard and local data, including any areas of low performance and significant performance gaps among student groups on Dashboard indicators, and any steps taken to address those areas.

In order for parents/guardians to actively participate in their children's education, there is a need for home-to-school communication and parent/guardian involvement. Parents need information and training to help their children achieve in school.

The HESD Parent Survey indicates the majority of parents agree or strongly agree with the statements:

- "The Parent/Teacher Conference was helpful to me in understanding my child's progress towards meeting ELA and math standards."
- "When I have questions about my child's classwork, I can ask for clarification and assistance from my child's school"

There is a need to continue providing parents with information on their child's progress and provide assistance when they have questions about their student's work. Students whose parents are informed about their children's progress in school achieve at higher levels.

Parents have a right to be involved in the decision-making process at the school and district levels. (California Education Code 52062-52063). There is a continuing need to involve parents in the decision-making process through the School Site Council (SSC), District English Learner Advisory Committee (DELAC), and Parent Advisory Committee (PAC).

Annual Measurable Outcomes

Identify the metric(s) and/or state indicator(s) that your school will use as a means of evaluating progress toward accomplishing the goal.

Metric/Indicator	Baseline/Actual Outcome	Expected Outcome
Attendance at parent conferences.	23-24 Parent Conference Attendance: 100%	Parent conference attendance rate will be at least 95%.
Percentage of parents who Agree/Strongly Agree with the statement: I receive information about my child's progress in the classroom (such as yellow cards, notes, phone calls, progress reports, etc.) on the Annual HESD Parent Survey	23-24 HESD Parent Survey-- I receive information about my child's progress in the classroom (such as yellow cards, notes, phone calls, progress reports, etc.) on the Annual HESD Parent Survey Agree/Strongly Agree: 98%	HESD Parent Survey: I receive information about my child's progress in the classroom (such as yellow cards, notes, phone calls, progress reports, etc.) on the Annual HESD Parent Survey Agree/Strongly Agree will be at least 90%.

Percentage of parents who Agree/Strongly Agree with the statement: There are adequate opportunities for me to become involved in my child's school on the Annual HESD Parent Survey	23-24 HESD Parent Survey--There are adequate opportunities for me to become involved in my child's school. Agree/Strongly Agree: 96%	HESD Parent Survey There are adequate opportunities for me to become involved in my child's school. Agree/Strongly Agree will be at least 90%.
---	--	--

Strategies/Activities

Complete the Strategy/Activity Table with each of your school's strategies/activities. Add additional rows as necessary.

Strategy/Activity #	Description	Students to be Served	Proposed Expenditures
4.1	<p>Parent Involvement</p> <p>Provide a variety of parent education and outreach activities.</p> <p>Plan, organize and implement a series of parent involvement activities that focus on parents assisting students with literacy, Math, Science, Kinder readiness skills, and homework. Activities to increase parent/ staff communication.</p> <p>Site administration will schedule at least 3 parent involvement activities throughout the year including Literacy Nights, Parents As Partners and Parent Education Nights.</p> <p>Parents will have multiple opportunities to participate in school activities (Study Trips, Student of the Month Assemblies, Awards Assemblies)</p> <p>Parents will have opportunities to participate in various school organizations (SSC, ELAC, PTC)</p> <p>School staff will use multiple methods of communicating events and information to parents.</p>	All Students	<p>500</p> <p>School Wide Program (SWP) 4000-4999: Books And Supplies + Materials for Parent Involvement 650</p> <p>School Wide Program (SWP) 1000-1999: Certificated Personnel Salaries Overcontract for Parent Involvement 2000</p> <p>LCFF - Supplemental 4000-4999: Books And Supplies + Materials for Parent Involvement 2,500</p> <p>LCFF - Supplemental 5700-5799: Transfers Of Direct Costs Food for Parent Involvement</p>
4.2	<p>Parent Communication</p> <p>Provide parents with ongoing communication about the progress of their students.</p> <p>Parents will attend parent/teacher conferences in November.</p> <p>Parents will be informed of students' academic and social progress via weekly and/or through the use of the Synergy ParentVue online progress reporting system.</p>	All Students	<p>2,208.33</p> <p>Title I Centralized Service 5800: Professional/Consulting Services And Operating Expenditures Software for Parent Communication</p>
4.3			

Annual Review

SPSA Year Reviewed: 2023-24

Respond to the following prompts relative to this goal. If the school is in the first year of implementing the goal, an analysis is not required, and this section may be left blank and completed at the end of the year after the plan has been executed.

Analysis

Describe the overall implementation and effectiveness of the strategies/activities to achieve the articulated goal.

IMPLEMENTATION

The actions under Goal #4 were well implemented. The school held a variety of parent activities to educate and support parents. The school employs a suite of resources to facilitate and support communication with parents.

The school's electronic system for communicating with families was upgraded in 21-22. School leaders along with individual teachers made extensive use of online communication tools to communicate with families.

School Site Council meetings, District Parent Advisory Committee, and District English Learner Advisory Committees resumed back to pre-COVID meetings in person.

Effectiveness:

The school's parent-conference attendance rate was 100% with parent/teacher conferences returning to in-person this year. The strategies and activities were effective in achieving the goal, that communication between schools and home will be regular and meaningful. Data from the HESD Parent Survey indicate that parents are overwhelmingly satisfied with the level of support, outreach, and communication they receive from the school.

Note: For individual analysis of each action under this goal, please see the attached addendum to this school plan: SPSA: Evidence-Based Title I Funded Program Evaluation

Describe any major differences between the intended implementation and/or the budgeted expenditures to implement the strategies/activities to meet the articulated goal.

The strategies/activities under Goal #4 were well implemented. There are no material differences between the Proposed Expenditures and Estimated Actual Expenditures.

Describe any changes that will be made to this goal, the annual outcomes, metrics, or strategies/activities to achieve this goal as a result of this analysis. Identify where those changes can be found in the SPSA.

The school will continue to provide support, outreach, and education for parents. The school will continue to give parents a voice in the programs and activities that are developed and implemented. In-person parent involvement/education activities will continue to be expanded upon. The school will continue to implement the upgraded communication system (Parent Square). The SSC, PAC and DELAC will continue meeting in-person.

Goals, Strategies, & Proposed Expenditures

Complete a copy of the following table for each of the school's goals. Duplicate the table as needed.

Goal 5

Title and Description of School Goal

Broad statement that describes the desired result to which all strategies/activities are directed.

LCAP Goal to which this School Goal is Aligned

LCAP goal to which this school goal is aligned.

Identified Need

A description of any areas that need significant improvement based on a review of Dashboard and local data, including any areas of low performance and significant performance gaps among student groups on Dashboard indicators, and any steps taken to address those areas.

Annual Measurable Outcomes

Identify the metric(s) and/or state indicator(s) that your school will use as a means of evaluating progress toward accomplishing the goal.

Metric/Indicator	Baseline/Actual Outcome	Expected Outcome

Strategies/Activities

Complete the Strategy/Activity Table with each of your school's strategies/activities. Add additional rows as necessary.

Strategy/Activity #	Description	Students to be Served	Proposed Expenditures

Annual Review

SPSA Year Reviewed: 2023-24


Respond to the following prompts relative to this goal. If the school is in the first year of implementing the goal, an analysis is not required, and this section may be left blank and completed at the end of the year after the plan has been executed.

Analysis

Describe the overall implementation and effectiveness of the strategies/activities to achieve the articulated goal.

Describe any major differences between the intended implementation and/or the budgeted expenditures to implement the strategies/activities to meet the articulated goal.

Describe any changes that will be made to this goal, the annual outcomes, metrics, or strategies/activities to achieve this goal as a result of this analysis. Identify where those changes can be found in the SPSA.



Budget Summary

Complete the Budget Summary Table below. Schools may include additional information, and adjust the table as needed. The Budget Summary is required for schools funded through the Consolidated Application (ConApp).

Budget Summary

DESCRIPTION	AMOUNT
Total Funds Provided to the School Through the Consolidated Application	\$265,262.00
Total Funds Budgeted for Strategies to Meet the Goals in the SPSA	\$206,946.83
Total Federal Funds Provided to the School from the LEA for CSI	\$0

Other Federal, State, and Local Funds

List the additional Federal programs that the school includes in the schoolwide program. Adjust the table as needed.

Note: If the school is not operating a Title I schoolwide program, this section is not applicable and may be deleted.

Federal Programs	Allocation (\$)
School Wide Program (SWP)	\$54,918.00
Title I Centralized Service	\$126,892.83

Subtotal of additional federal funds included for this school: **\$181,810.83**

List the State and local programs that the school is including in the schoolwide program. Duplicate the table as needed.

State or Local Programs	Allocation (\$)
LCFF - Supplemental	\$25,136.00

Subtotal of state or local funds included for this school: **\$25,136.00**

Total of federal, state, and/or local funds for this school: **\$206,946.83**

Budgeted Funds and Expenditures in this Plan

The tables below are provided to help the school track expenditures as they relate to funds budgeted to the school.

Funds Budgeted to the School by Funding Source

Funding Source	Amount	Balance
----------------	--------	---------

Expenditures by Funding Source

Funding Source	Amount
LCFF - Supplemental	25,136.00
School Wide Program (SWP)	54,918.00
Title I Centralized Service	126,892.83

Expenditures by Budget Reference

Budget Reference	Amount
1000-1999: Certificated Personnel Salaries	119,959.50
4000-4999: Books And Supplies	46,554.00
5000-5999: Services And Other Operating Expenditures	833.33
5700-5799: Transfers Of Direct Costs	8,000.00
5800: Professional/Consulting Services And Operating Expenditures	31,600.00

Expenditures by Budget Reference and Funding Source

Budget Reference	Funding Source	Amount
4000-4999: Books And Supplies	LCFF - Supplemental	20,636.00
5700-5799: Transfers Of Direct Costs	LCFF - Supplemental	4,500.00
5800: Professional/Consulting Services And Operating Expenditures	LCFF - Supplemental	0.00
1000-1999: Certificated Personnel Salaries	School Wide Program (SWP)	650.00
4000-4999: Books And Supplies	School Wide Program (SWP)	25,918.00
5000-5999: Services And Other Operating Expenditures	School Wide Program (SWP)	0.00
5700-5799: Transfers Of Direct Costs	School Wide Program (SWP)	3,500.00
5800: Professional/Consulting Services And Operating Expenditures	School Wide Program (SWP)	24,850.00

1000-1999: Certificated Personnel Salaries	Title I Centralized Service	119,309.50
5000-5999: Services And Other Operating Expenditures	Title I Centralized Service	833.33
5800: Professional/Consulting Services And Operating Expenditures	Title I Centralized Service	6,750.00

Expenditures by Goal

Goal Number	Total Expenditures
Goal 1	57,615.67
Goal 2	121,642.83
Goal 3	19,830.00
Goal 4	7,858.33

School Site Council Membership

California Education Code describes the required composition of the School Site Council (SSC). The SSC shall be composed of the principal and representatives of: teachers selected by teachers at the school; other school personnel selected by other school personnel at the school; parents of pupils attending the school selected by such parents; and, in secondary schools, pupils selected by pupils attending the school. The current make-up of the SSC is as follows:

- 1 School Principal
- 3 Classroom Teachers
- 1 Other School Staff
- 5 Parent or Community Members

Name of Members	Role
Jennifer Levinson	Principal
Gaosang Xiong (2024-2025)	Other School Staff
Maribel Santiago (2024-2025)	Classroom Teacher
Isaias Serrato (2024-2025)	Classroom Teacher
Rhonda Ieronimo (2023-2024)	Classroom Teacher
Haydee Guzman (2023-2024) (EL)	Parent or Community Member
Jazmin Hernandez (2024-2025) (EL)	Parent or Community Member
Maria Mejia (2023-2024) (EO)	Parent or Community Member
Valarie Castellanos (2023-2024) (EO)	Parent or Community Member
Misty Franklin (2023-2024) (EO)	Parent or Community Member

At elementary schools, the school site council must be constituted to ensure parity between (a) the principal, classroom teachers, and other school personnel, and (b) parents of students attending the school or other community members. Classroom teachers must comprise a majority of persons represented under section (a). At secondary schools there must be, in addition, equal numbers of parents or other community members selected by parents, and students. Members must be selected by their peer group.

Recommendations and Assurances

The School Site Council (SSC) recommends this school plan and proposed expenditures to the district governing board for approval and assures the board of the following:

The SSC is correctly constituted and was formed in accordance with district governing board policy and state law.

The SSC reviewed its responsibilities under state law and district governing board policies, including those board policies relating to material changes in the School Plan for Student Achievement (SPSA) requiring board approval.

The SSC sought and considered all recommendations from the following groups or committees before adopting this plan:

Signature

Committee or Advisory Group Name



English Learner Advisory Committee

The SSC reviewed the content requirements for school plans of programs included in this SPSA and believes all such content requirements have been met, including those found in district governing board policies and in the local educational agency plan.

This SPSA is based on a thorough analysis of student academic performance. The actions proposed herein form a sound, comprehensive, coordinated plan to reach stated school goals to improve student academic performance.

This SPSA was adopted by the SSC at a public meeting on 5/6/2024.

Attested:



Principal, Jennifer Levinson on 5/6/2024



SSC Chairperson, Jennifer Levinson on 5/6/2024

Instructions

The School Plan for Student Achievement (SPSA) is a strategic plan that maximizes the resources available to the school while minimizing duplication of effort with the ultimate goal of increasing student achievement. SPSA development should be aligned with and inform the Local Control and Accountability Plan (LCAP) process.

This SPSA template consolidates all school-level planning efforts into one plan for programs funded through the Consolidated Application (ConApp) pursuant to California *Education Code (EC)* Section 64001 and the Elementary and Secondary Education Act (ESEA) as amended by the Every Student Succeeds Act (ESSA). This template is designed to meet schoolwide program planning requirements.

California's ESSA State Plan supports the state's approach to improving student group performance through the utilization of federal resources. Schools use the SPSA to document their approach to maximizing the impact of federal investments in support of underserved students. The implementation of ESSA in California presents an opportunity for schools to innovate with their federally-funded programs and align them with the priority goals of the school and the local educational agency (LEA) that are being realized under the state's Local Control Funding Formula (LCFF).

The LCFF provides schools and LEAs flexibility to design programs and provide services that meet the needs of students in order to achieve readiness for college, career, and lifelong learning. The SPSA planning process supports continuous cycles of action, reflection, and improvement. Consistent with *EC* 64001(g)(1), the Schoolsite Council (SSC) is required to develop and annually review the SPSA, establish an annual budget, and make modifications to the plan that reflect changing needs and priorities, as applicable.

For questions related to specific sections of the template, please see instructions below.

Instructions: Table of Contents

- Plan Description
- Educational Partner Involvement
- Comprehensive Needs Assessment
- Goals, Strategies/Activities, and Expenditures
- Annual Review
- Budget Summary
- Appendix A: Plan Requirements for Title I Schoolwide Programs
- Appendix B: Select State and Federal Programs

For additional questions or technical assistance related to LEA and school planning, please contact the CDE's Local Agency Systems Support Office, at LCFF@cde.ca.gov.

For programmatic or policy questions regarding Title I schoolwide planning, please contact the LEA, or the CDE's Title I Policy and Program Guidance Office at TITLEI@cde.ca.gov.

Plan Description

Briefly describe the school's plan to effectively meet the ESSA requirements in alignment with the LCAP and other federal, state, and local programs.

Additional CSI Planning Requirements:

Schools eligible for CSI must briefly describe the purpose of this plan by stating that this plan will be used to meet federal CSI planning requirements.

Additional ATSI Planning Requirements:

Schools eligible for ATSI must briefly describe the purpose of this plan by stating that this plan will be used to meet federal ATSI planning requirements.

Educational Partner Involvement

Meaningful involvement of parents, students, and other stakeholders is critical to the development of the SPSA and the budget process. Within California, these stakeholders are referred to as educational partners. Schools must share the SPSA with school site-level advisory groups, as applicable (e.g., English Learner Advisory committee, student advisory groups, tribes and tribal organizations present in the community, as appropriate, etc.) and seek input from these advisory groups in the development of the SPSA.

The Educational Partner Engagement process is an ongoing, annual process. Describe the process used to involve advisory committees, parents, students, school faculty and staff, and the community in the development of the SPSA and the annual review and update.

Additional CSI Planning Requirements:

When completing this section for CSI, the LEA must partner with the school and its educational partners in the development and implementation of this plan.

Additional ATSI Planning Requirements:

This section meets the requirements for ATSI.

Resource Inequities

This section is required for all schools eligible for ATSI and CSI.

Additional CSI Planning Requirements:

- Schools eligible for CSI must identify resource inequities, which may include a review of LEA- and school-level budgeting as a part of the required school-level needs assessment.
- Identified resource inequities must be addressed through implementation of the CSI plan.
- Briefly identify and describe any resource inequities identified as a result of the required school-level needs assessment and summarize how the identified resource inequities are addressed in the SPSA.

Additional ATSI Planning Requirements:

- Schools eligible for ATSI must identify resource inequities, which may include a review of LEA- and school-level budgeting as a part of the required school-level needs assessment.
- Identified resource inequities must be addressed through implementation of the ATSI plan.
- Briefly identify and describe any resource inequities identified as a result of the required school-level needs assessment and summarize how the identified resource inequities are addressed in the SPSA.

Comprehensive Needs Assessment

Referring to the California School Dashboard (Dashboard), identify: (a) any state indicator for which overall performance was in the “Red” or “Orange” performance category AND (b) any state indicator for which performance for any student group was two or more performance levels below the “all student” performance. In addition to Dashboard data, other needs may be identified using locally collected data developed by the LEA to measure pupil outcomes.

SWP Planning Requirements:

When completing this section for SWP, the school shall describe the steps it is planning to take to address these areas of low performance and performance gaps to improve student outcomes.

Completing this section fully addresses all SWP relevant federal planning requirements.

CSI Planning Requirements:

When completing this section for CSI, the LEA shall describe the steps the LEA will take to address the areas of low performance, low graduation rate, and/or performance gaps for the school to improve student outcomes.

Completing this section fully addresses all relevant federal planning requirements for CSI.

ATSI Planning Requirements:

Completing this section fully addresses all relevant federal planning requirements for ATSI.

Goals, Strategies/Activities, and Expenditures

In this section, a school provides a description of the annual goals to be achieved by the school. This section also includes descriptions of the specific planned strategies/activities a school will take to meet the identified goals, and a description of the expenditures required to implement the specific strategies and activities.

Additional CSI Planning Requirements:

When completing this section to meet federal planning requirements for CSI, improvement goals must also align with the goals, actions, and services in the LEA’s LCAP.

Additional ATSI Planning Requirements:

When completing this section to meet federal planning requirements for ATSI, improvement goals must also align with the goals, actions, and services in the LEA's LCAP.

Goal

Well-developed goals will clearly communicate to educational partners what the school plans to accomplish, what the school plans to do in order to accomplish the goal, and how the school will know when it has accomplished the goal. A goal should be specific enough to be measurable in either quantitative or qualitative terms. Schools should assess the performance of their student groups when developing goals and the related strategies/activities to achieve such goals. SPSA goals should align to the goals and actions in the LEA's LCAP.

A goal is a broad statement that describes the desired result to which all strategies/activities are directed. A goal answers the question: What is the school seeking to achieve?

It can be helpful to use a framework for writing goals such as the S.M.A.R.T. approach.

A S.M.A.R.T. goal is:

- **Specific,**
- **Measurable,**
- **Achievable,**
- **Realistic, and**
- **Time-bound.**

A level of specificity is needed in order to measure performance relative to the goal as well as to assess whether it is reasonably achievable. Including time constraints, such as milestone dates, ensures a realistic approach that supports student success.

A school may number the goals using the "Goal #" for ease of reference.

Additional CSI Planning Requirements:

Completing this section as described above fully addresses all relevant federal CSI planning requirements.

Additional ATSI Planning Requirements:

Completing this section as described above fully addresses all relevant federal ATSI planning requirements.

Identified Need

Describe the basis for establishing the goal. The goal should be based upon an analysis of verifiable state data, including local and state indicator data from the Dashboard and data from the School Accountability Report Card, including local data voluntarily collected by districts to measure pupil achievement.

Additional CSI Planning Requirements:

Completing this section as described above fully addresses all relevant federal CSI planning requirements.

Additional ATSI Planning Requirements:

Completing this section as described above fully addresses all relevant federal ATSI planning requirements.

Annual Measurable Outcomes

Identify the metric(s) and/or state indicator(s) that the school will use as a means of evaluating progress toward accomplishing the goal. A school may identify metrics for specific student groups. Include in the

baseline column the most recent data associated with the metric or indicator available at the time of adoption of the SPSA. The most recent data associated with a metric or indicator includes data reported in the annual update of the SPSA. In the subsequent Expected Outcome column, identify the progress the school intends to make in the coming year.

Additional CSI Planning Requirements:

When completing this section for CSI, the school must include school-level metrics related to the metrics that led to the school's eligibility for CSI.

Additional ATSI Planning Requirements:

Completing this section as described above fully addresses all relevant federal ATSI planning requirements.

Strategies/Activities Table

Describe the strategies and activities being provided to meet the goal.

Complete the table as follows:

- Strategy/Activity #: Number the strategy/activity using the "Strategy/Activity #" for ease of reference.
- Description: Describe the strategy/activity.
- Students to be Served: Identify in the Strategy/Activity Table either All Students or one or more specific student groups that will benefit from the strategies and activities. ESSA Section 1111(c)(2) requires the schoolwide plan to identify either "All Students" or one or more specific student groups, including socioeconomically disadvantaged students, students from major racial and ethnic groups, students with disabilities, and English learners.
- Proposed Expenditures: List the amount(s) for the proposed expenditures. Proposed expenditures that are included more than once in a SPSA should be indicated as a duplicated expenditure and include a reference to the goal and strategy/activity where the expenditure first appears in the SPSA. Pursuant to EC Section 64001(g)(3)(C), proposed expenditures, based on the projected resource allocation from the governing board or governing body of the LEA, to address the findings of the needs assessment consistent with the state priorities including identifying resource inequities which may include a review of the LEA's budgeting, its LCAP, and school-level budgeting, if applicable.
- Funding Sources: List the funding source(s) for the proposed expenditures. Specify the funding source(s) using one or more of the following: LCFF, Federal (if Federal, identify the Title and Part, as applicable), Other State, and/or Local.

Planned strategies/activities address the findings of the comprehensive needs assessment consistent with state priorities and resource inequities, which may have been identified through a review of the LEA's budgeting, its LCAP, and school-level budgeting, if applicable.

Additional CSI Planning Requirements:

- When completing this section for CSI, this plan must include evidence-based interventions and align to the goals, actions, and services in the LEA's LCAP.
- When completing this section for CSI, this plan must address through implementation, identified resource inequities, which may have been identified through a review of LEA- and school-level budgeting.

Note: Federal school improvement funds for CSI shall not be used in schools identified for TSI or ATSI. In addition, funds for CSI shall not be used to hire additional permanent staff.

Additional ATSI Planning Requirements:

- When completing this section for ATSI, this plan must include evidence-based interventions and align with the goals, actions, and services in the LEA's LCAP.

- When completing this section for ATSI, this plan must address through implementation, identified resource inequities, which may have been identified through a review of LEA- and school-level budgeting.
- When completing this section for ATSI, at a minimum, the student groups to be served shall include the student groups that are consistently underperforming, for which the school received the ATSI designation.

Note: Federal school improvement funds for CSI shall not be used in schools identified for ATSI. Schools eligible for ATSI do not receive funding but are required to include evidence-based interventions and align with the goals, actions, and services in the LEA's LCAP.

Annual Review

In the following Goal Analysis prompts, identify any material differences between what was planned and what actually occurred as well as significant changes in strategies/activities and/or expenditures from the prior year. This annual review and analysis should be the basis for decision-making and updates to the plan.

Goal Analysis

Using actual outcome data, including state indicator data from the Dashboard, analyze whether the planned strategies/activities were effective in achieving the goal. Respond to the prompts as instructed. Respond to the following prompts relative to this goal.

- Describe the overall implementation and effectiveness of the strategies/activities to achieve the articulated goal.
- Briefly describe any major differences between the intended implementation and/or material difference between the budgeted expenditures to implement the strategies/activities to meet the articulated goal.
- Describe any changes that will be made to the goal, expected annual measurable outcomes, metrics/indicators, or strategies/activities to achieve this goal as a result of this analysis and analysis of the data provided in the Dashboard, as applicable. Identify where those changes can be found in the SPSA.

Note: *If the school is in the first year of implementing the goal, the Annual Review section is not required and this section may be left blank and completed at the end of the year after the plan has been executed.*

Additional CSI Planning Requirements:

- When completing this section for CSI, any changes made to the goals, annual measurable outcomes, metrics/indicators, or strategies/activities, shall meet the federal CSI planning requirements.
- CSI planning requirements are listed under each section of the Instructions. For example, as a result of the Annual Review and Update, if changes are made to a goal(s), see the Goal section for CSI planning requirements.

Additional ATSI Planning Requirements:

- When completing this section for ATSI, any changes made to the goals, annual measurable outcomes, metrics/indicators, or strategies/activities, shall meet the federal ATSI planning requirements.
- ATSI planning requirements are listed under each section of the Instructions. For example, as a result of the Annual Review and Update, if changes are made to a goal(s), see the Goal section for ATSI planning requirements.

Budget Summary

In this section, a school provides a brief summary of the funding allocated to the school through the ConApp and/or other funding sources as well as the total amount of funds for proposed expenditures described in the SPSA. The Budget Summary is required for schools funded through the ConApp.

Note: *If the school is not operating a Title I schoolwide program, this section is not applicable and may be deleted.*

Additional CSI Planning Requirements:

- From its total allocation for CSI, the LEA may distribute funds across its schools that are eligible for CSI to support implementation of this plan. In addition, the LEA may retain a portion of its total allocation to support LEA-level expenditures that are directly related to serving schools eligible for CSI.

Note: *CSI funds may not be expended at or on behalf of schools not eligible for CSI.*

Additional ATSI Planning Requirements:

Note: *Federal funds for CSI shall not be used in schools eligible for ATSI.*

Budget Summary Table

A school receiving funds allocated through the ConApp should complete the Budget Summary Table as follows:

- **Total Funds Provided to the School Through the ConApp:** This amount is the total amount of funding provided to the school through the ConApp for the school year. The school year means the fiscal year for which a SPSA is adopted or updated.
- **Total Funds Budgeted for Strategies to Meet the Goals in the SPSA:** This amount is the total of the proposed expenditures from all sources of funds associated with the strategies/activities reflected in the SPSA. To the extent strategies/activities and/or proposed expenditures are listed in the SPSA under more than one goal, the expenditures should be counted only once.

A school receiving funds from its LEA for CSI should complete the Budget Summary Table as follows:

- **Total Federal Funds Provided to the School from the LEA for CSI:** This amount is the total amount of funding provided to the school from the LEA for the purpose of developing and implementing the CSI plan for the school year set forth in the CSI LEA Application for which funds were received.

Appendix A: Plan Requirements

Schoolwide Program Requirements

This School Plan for Student Achievement (SPSA) template meets the requirements of a schoolwide program plan. The requirements below are for planning reference.

A school that operates a schoolwide program and receives funds allocated through the ConApp is required to develop a SPSA. The SPSA, including proposed expenditures of funds allocated to the school through the ConApp, must be reviewed annually and updated by the Schoolsite Council (SSC). The content of a SPSA must be aligned with school goals for improving student achievement.

Requirements for Development of the Plan

- I. The development of the SPSA shall include both of the following actions:
 - A. Administration of a comprehensive needs assessment that forms the basis of the school's goals contained in the SPSA.
 1. The comprehensive needs assessment of the entire school shall:
 - a. Include an analysis of verifiable state data, consistent with all state priorities as noted in Sections 52060 and 52066, and informed by all indicators described in Section 1111(c)(4)(B) of the federal Every Student Succeeds Act, including pupil performance against state-determined long-term goals. The school may include data voluntarily developed by districts to measure pupil outcomes (described in the Identified Need).
 - b. Be based on academic achievement information about all students in the school, including all groups under §200.13(b)(7) and migratory children as defined in section 1309(2) of the ESEA, relative to the State's academic standards under §200.1 to:
 - i. Help the school understand the subjects and skills for which teaching and learning need to be improved.
 - ii. Identify the specific academic needs of students and groups of students who are not yet achieving the State's academic standards.
 - iii. Assess the needs of the school relative to each of the components of the schoolwide program under §200.28.
 - iv. Develop the comprehensive needs assessment with the participation of individuals who will carry out the schoolwide program plan.
 - v. Document how it conducted the needs assessment, the results it obtained, and the conclusions it drew from those results.
 - B. Identification of the process for evaluating and monitoring the implementation of the SPSA and progress towards accomplishing the goals set forth in the SPSA (described in the Expected Annual Measurable Outcomes and Annual Review and Update).

Requirements for the Plan

- II. The SPSA shall include the following:
 - A. Goals set to improve pupil outcomes, including addressing the needs of student groups as identified through the needs assessment.
 - B. Evidence-based strategies, actions, or services (described in Strategies and Activities)

1. A description of the strategies that the school will be implementing to address school needs, including a description of how such strategies will:
 - a. Provide opportunities for all children including each of the subgroups of students to meet the challenging state academic standards
 - b. Use methods and instructional strategies that:
 - i. Strengthen the academic program in the school,
 - ii. Increase the amount and quality of learning time, and
 - iii. Provide an enriched and accelerated curriculum, which may include programs, activities, and courses necessary to provide a well-rounded education.
 - c. Address the needs of all children in the school, but particularly the needs of those at risk of not meeting the challenging State academic standards, so that all students demonstrate at least proficiency on the State's academic standards through activities which may include:
 - i. Strategies to improve students' skills outside the academic subject areas;
 - ii. Preparation for and awareness of opportunities for postsecondary education and the workforce;
 - iii. Implementation of a schoolwide tiered model to prevent and address problem behavior;
 - iv. Professional development and other activities for teachers, paraprofessionals, and other school personnel to improve instruction and use of data; and
 - v. Strategies for assisting preschool children in the transition from early childhood education programs to local elementary school programs.
- C. Proposed expenditures, based on the projected resource allocation from the governing board or body of the LEA (may include funds allocated via the ConApp, federal funds, and any other state or local funds allocated to the school), to address the findings of the needs assessment consistent with the state priorities, including identifying resource inequities, which may include a review of the LEAs budgeting, it's LCAP, and school-level budgeting, if applicable (described in Proposed Expenditures and Budget Summary). Employees of the schoolwide program may be deemed funded by a single cost objective.
- D. A description of how the school will determine if school needs have been met (described in the Expected Annual Measurable Outcomes and the Annual Review and Update).
 1. Annually evaluate the implementation of, and results achieved by, the schoolwide program, using data from the State's annual assessments and other indicators of academic achievement;
 2. Determine whether the schoolwide program has been effective in increasing the achievement of students in meeting the State's academic standards, particularly for those students who had been furthest from achieving the standards; and
 3. Revise the plan, as necessary, based on the results of the evaluation, to ensure continuous improvement of students in the schoolwide program.

- E. A description of how the school will ensure parental involvement in the planning, review, and improvement of the schoolwide program plan (described in Educational Partner Involvement and/or Strategies/Activities).
- F. A description of the activities the school will include to ensure that students who experience difficulty attaining proficient or advanced levels of academic achievement standards will be provided with effective, timely additional support, including measures to:
 - 1. Ensure that those students' difficulties are identified on a timely basis; and
 - 2. Provide sufficient information on which to base effective assistance to those students.
- G. For an elementary school, a description of how the school will assist preschool students in the successful transition from early childhood programs to the school.
- H. A description of how the school will use resources to carry out these components (described in the Proposed Expenditures for Strategies/Activities).
- I. A description of any other activities and objectives as established by the SSC (described in the Strategies/Activities).

Authority Cited: Title 34 of the *Code of Federal Regulations (34 CFR)*, sections 200.25-26, and 200.29, and sections-1114(b)(7)(A)(i)-(iii) and 1118(b) of the ESEA. *EC* sections 64001 et. seq.

Appendix B: Plan Requirements for School to CSI/ATSI Planning Requirements

For questions or technical assistance related to meeting federal school improvement planning requirements, please contact the CDE's School Improvement and Support Office at SISO@cde.ca.gov.

Comprehensive Support and Improvement

The LEA shall partner with educational partners (including principals and other school leaders, teachers, and parents) to locally develop and implement the CSI plan for the school to improve student outcomes, and specifically address the metrics that led to eligibility for CSI (Educational Partner Involvement).

The CSI plan shall:

1. Be informed by all state indicators, including student performance against state-determined long-term goals (*Sections: Goal, Identified Need, Expected Annual Measurable Outcomes, Annual Review and Update, as applicable*);
2. Include evidence-based interventions (*Sections: Strategies/Activities, Annual Review and Update, as applicable*) (For resources related to evidence-based interventions, see the U.S. Department of Education's "Using Evidence to Strengthen Education Investments" at <https://www2.ed.gov/fund/grant/about/discretionary/2023-non-regulatory-guidance-evidence.pdf>);

Non-Regulatory Guidance: Using Evidence to Strengthen Education Investments

3. Be based on a school-level needs assessment (*Sections: Goal, Identified Need, Expected Annual Measurable Outcomes, Annual Review and Update, as applicable*); and
4. Identify resource inequities, which may include a review of LEA- and school-level budgeting, to be addressed through implementation of the CSI plan (*Sections: Goal, Identified Need, Expected Annual Measurable Outcomes, Planned Strategies/Activities; and Annual Review and Update, as applicable*).

Authority Cited: Sections 1003(e)(1)(A), 1003(i), 1111(c)(4)(B), and 1111(d)(1) of the ESSA.

Single School Districts and Charter Schools Eligible for ESSA School Improvement

Single school districts (SSDs) or charter schools that are eligible for CSI, TSI, or ATSI, shall develop a SPSA that addresses the applicable requirements above as a condition of receiving funds (*EC Section 64001[a]* as amended by Assembly Bill 716, effective January 1, 2019).

However, a SSD or a charter school may streamline the process by combining state and federal requirements into one document which may include the LCAP and all federal planning requirements, provided that the combined plan is able to demonstrate that the legal requirements for each of the plans is met (*EC Section 52062[a]* as amended by AB 716, effective January 1, 2019).

Planning requirements for single school districts and charter schools choosing to exercise this option are available in the LCAP Instructions.

Authority Cited: *EC* sections 52062(a) and 64001(a), both as amended by AB 716, effective January 1, 2019.

CSI Resources

For additional CSI resources, please see the following links:

- **CSI Planning Requirements** (see Planning Requirements tab):
<https://www.cde.ca.gov/sp/sw/t1/csi.asp>
- **CSI Webinars:** <https://www.cde.ca.gov/sp/sw/t1/csiwebinars.asp>
- **CSI Planning Summary for Charters and Single-school Districts:**
<https://www.cde.ca.gov/sp/sw/t1/csiplansummary.asp>

Additional Targeted Support and Improvement

A school eligible for ATSI shall:

1. Identify resource inequities, which may include a review of LEA- and school-level budgeting, which will be addressed through implementation of its TSI plan (*Sections: Goal, Identified Need, Expected Annual Measurable Outcomes, Planned Strategies/Activities, and Annual Review and Update, as applicable*).

Authority Cited: Sections 1003(e)(1)(B), 1003(i), 1111(c)(4)(B), and 1111(d)(2)(c) of the ESSA.

Single School Districts and Charter Schools Eligible for ESSA School Improvement

Single school districts (SSDs) or charter schools that are eligible for CSI, TSI, or ATSI, shall develop a SPSA that addresses the applicable requirements above as a condition of receiving funds (*EC Section 64001[a]* as amended by Assembly Bill [AB] 716, effective January 1, 2019).

However, a SSD or a charter school may streamline the process by combining state and federal requirements into one document which may include the local control and accountability plan (LCAP) and all federal planning requirements, provided that the combined plan is able to demonstrate that the legal requirements for each of the plans is met (*EC Section 52062[a]* as amended by AB 716, effective January 1, 2019).

Planning requirements for single school districts and charter schools choosing to exercise this option are available in the LCAP Instructions.

Authority Cited: *EC* sections 52062(a) and 64001(a), both as amended by AB 716, effective January 1, 2019.

ATSI Resources:

For additional ATSI resources, please see the following CDE links:

- ATSI Planning Requirements (see Planning Requirements tab):
<https://www.cde.ca.gov/sp/sw/t1/tsi.asp>
- ATSI Planning and Support Webinar:
<https://www.cde.ca.gov/sp/sw/t1/documents/atsiplanningwebinar22.pdf>
- ATSI Planning Summary for Charters and Single-school Districts:
<https://www.cde.ca.gov/sp/sw/t1/atsiplansummary.asp>

Appendix C: Select State and Federal Programs

For a list of active programs, please see the following links:

- Programs included on the ConApp: <https://www.cde.ca.gov/fg/aa/co/>
- ESSA Title I, Part A: School Improvement: <https://www.cde.ca.gov/sp/sw/t1/schoolsupport.asp>
- Available Funding: <https://www.cde.ca.gov/fg/fo/af/>

Updated by the California Department of Education, October 2023