



CHENEY PUBLIC SCHOOLS

LEGISLATIVE PRIORITIES 2023-24

CHENEY PUBLIC SCHOOLS BY THE NUMBERS

Assessed Valuation \$7,639,437,097

Total Employees 766

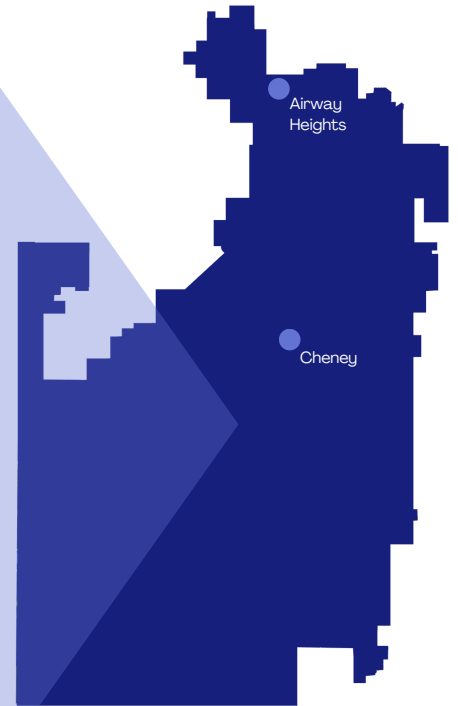
District Wide Student Enrollment FTE 5,431.16

Square Mileage of the District 381 sq. miles


Free and Reduced Meal Percentage 52.19%

Miles Driven by District Buses Last Year 880,709

Total Budget \$91 million




CHENEY PUBLIC SCHOOLS LEGISLATIVE ASKS




Student and Staff Safety



Increase Safe
Walking Routes to
Schools



Improve the
Prototypical Model



Special Education



School Construction



Insurance



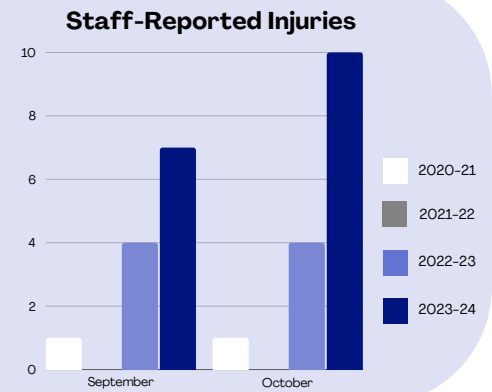
Student & Staff Safety

Students: Effective accountability processes when students break school rules. (Consensus from Superintendent Student Advisory Team (K-12))

Staff: Increasing number of student violent outbursts resulting in physical injury and trauma to staff.

Parents: Concerns about safety in classrooms where individual students are having emotional and physical outbursts becoming increasingly frequent (see graph for number of outbursts that resulted in staff-reported injuries).

Solution: Clarity and additional guidance on student discipline.



Prototypical Model

| | State Funded | Actual | Difference |
|----------------|--------------|--------|------------|
| Teachers | 223.24 | 322.04 | -99.04 |
| Paraeducators | 9.16 | 57.58 | -48.42 |
| Custodians | 22.11 | 30.56 | -8.45 |
| Building Admin | 15.61 | 20.80 | -5.19 |
| Psychologists | 0.58 | 4.32 | -3.74 |
| Nurses | 5.55 | 6.80 | -1.25 |
| Counselors | 15.70 | 16.00 | -0.30 |

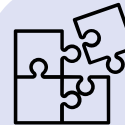
Solution: Continue to improve staffing allocations in the Prototypical Funding Formula based on the Staffing Enrichments Workgroups Recommendations.



Insurance

SEBB: \$1,100 per month for underfunded staff;
District Policy: Increased premiums of 32% in 23-24

Solution: Continue to improve staffing allocations in the Prototypical Model; Review MSOC Insurance Allocations; No new legislation opening up additional litigation against districts.



Special Education


22-23 Funding: \$10,412,632
22-23 Expenses: \$11,672,851
Deficit: -\$1,260,219

Solution: Continue to look at the multiplier and the maximum percentage of students funded.



Safe Routes to Schools

- Supporting Airway Heights' Comprehensive Plan, adding additional sidewalks. For example, King Street-6th Ave. to Sunset Elementary.
- 1,050 feet of sidewalks along Hallett Road would eliminate two bus routes daily to Snowdon Elementary.



Solution: Increase funding for Safe Routes to Schools.



School Construction

Square Footage Calculations per Washington State Legislature

| Grade | Maximum Space Allocation per Student |
|-------|--------------------------------------|
| K-6 | 90 square feet |
| 7-8 | 117 square feet |
| 9-12 | 144 square feet |

Capacity/Utilization Based on Actual Capacity/Utilization

| | Permanent Square Footage | OSPI Capacity | SCAP Utilization | Educational Utilization | Difference |
|--------------------|--------------------------|-----------------|------------------|-------------------------|------------|
| Betz | 60,266 | 669.62 | 73% | 110% | 37% |
| Salnave | 52,395 | 582.17 | 56% | 86% | 31% |
| Snowdon | 55,719 | 619.10 | 82% | 135% | 53% |
| Sunset | 66,473 | 738.59 | 82% | 124% | 43% |
| Windsor | 69,479 | 771.99 | 70% | 106% | 36% |
| Elem. Total | 304,322 | 3,381 | 73% | 113% | 40% |
| CMS | 110,800 | 1,025.93 | 59% | 85% | 26% |
| WMS | 110,800 | 1,025.93 | 60% | 87% | 27% |
| MS Total | 221,600 | 2,052 | 59% | 86% | 26% |
| Cheney HS | 255,449 | 1,964.99 | 66% | 80% | 14% |
| HS Total | 255,449 | 1,964.99 | 66% | 80% | 14% |

Solution: Update the space allocations for State funding of construction of school facilities.