



# ADMINISTRATION

Staff Survey  
Spring 2024



Report created by  
Panorama Education



**ADMINISTRATION**

"Spring 2024 District 86 Social-Emotional Learning: Adult Measures Survey for Teachers and Staff - Spring 2024, Staff Survey"



# Summary

Topic Description	Results	Comparison
<p><b>Feedback and Coaching</b></p> <p>Perceptions of the amount and quality of feedback faculty and staff receive.</p>	<p><b>46%</b></p> <p>▼ 12 since last survey</p>	<p><b>35%</b> Hinsdale Township High School District 86 (IL)</p>
<p><b>Professional Learning</b></p> <p>Perceptions of the amount and quality of professional growth and learning opportunities available to faculty and staff.</p>	<p><b>81%</b></p> <p>▲ 2 since last survey</p>	<p><b>45%</b> Hinsdale Township High School District 86 (IL)</p>
<p><b>Professional Learning About Equity</b></p> <p>Perceptions of the quantity and quality of equity-focused professional learning opportunities available to faculty and staff.</p>	<p><b>40%</b></p> <p>▼ 21 since last survey</p>	<p><b>42%</b> Hinsdale Township High School District 86 (IL)</p>
<p><b>School Leadership</b></p> <p>Perceptions of the school leadership's effectiveness.</p>	<p><b>53%</b></p> <p>▼ 40 since last survey</p>	<p><b>53%</b> Hinsdale Township High School District 86 (IL)</p>
<p><b>Staff-Leadership Relationships</b></p> <p>Perceptions of faculty and staff relationships with school leaders.</p>	<p><b>63%</b></p> <p>▼ 35 since last survey</p>	<p><b>64%</b> Hinsdale Township High School District 86 (IL)</p>
<p><b>Well-being</b></p> <p>Faculty and staff perceptions of their own professional well-being.</p>	<p><b>58%</b></p> <p>▼ 20 since last survey</p>	<p><b>71%</b> Hinsdale Township High School District 86 (IL)</p>

8 responses



# ADMINISTRATION

"Spring 2024 District 86 Social-Emotional Learning: Adult Measures Survey for Teachers and Staff - Spring 2024, Staff Survey"



## Feedback and Coaching

Your average

# 46%

8 responses

Change

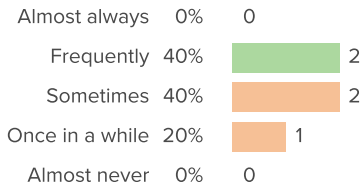
# ▼ 12

since last survey

District average: **35%** Hinsdale Township High School District 86 (IL)

### How did people respond?

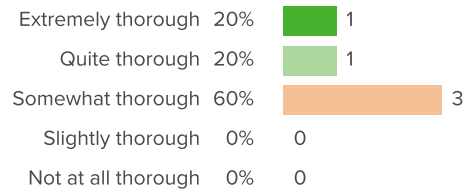
#### Q.1: How often do you receive feedback on your work?



▼ 30 from last survey

Favorable: **40%**

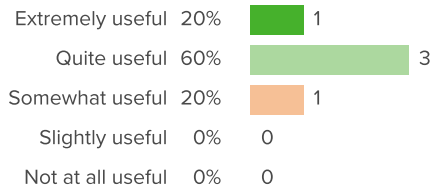
#### Q.2: At your school, how thorough is the feedback you receive in covering all aspects of your role?



▼ 20 from last survey

Favorable: **40%**

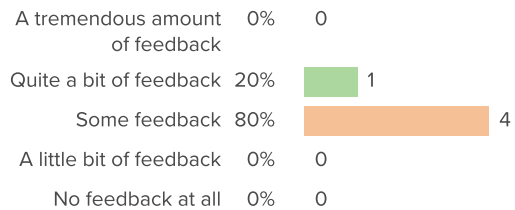
#### Q.3: How useful do you find the feedback you receive on your work?



▲ 20 from last survey

Favorable: **80%**

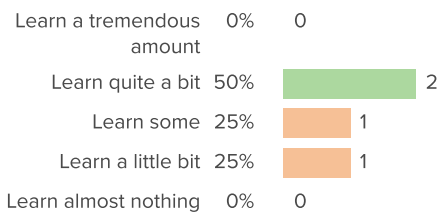
#### Q.4: How much feedback do you receive on your work?



▼ 30 from last survey

Favorable: **20%**

#### Q.5: How much do you learn from the evaluation processes at your school?



▲ 0 from last survey

Favorable: **50%**



# ADMINISTRATION

"Spring 2024 District 86 Social-Emotional Learning: Adult Measures Survey for Teachers and Staff - Spring 2024, Staff Survey"



## Professional Learning

Your average

# 81%

8 responses

Change

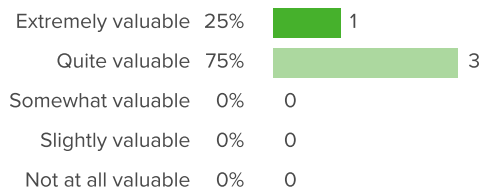
# ▲ 2

since last survey

District average: **45%** Hinsdale Township High School District 86 (IL)

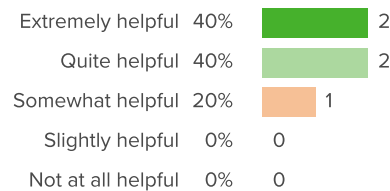
### How did people respond?

#### Q.1: At your school, how valuable are the available professional development opportunities?



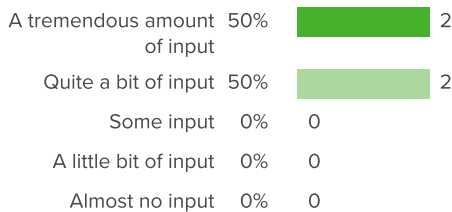
▲ 30 from last survey Favorable: 100%

#### Q.2: How helpful are your colleagues' ideas for improving your work?



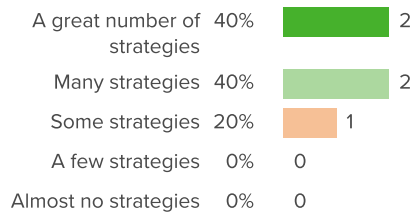
▲ 0 from last survey Favorable: 80%

#### Q.3: How much input do you have into individualizing your own professional development opportunities?



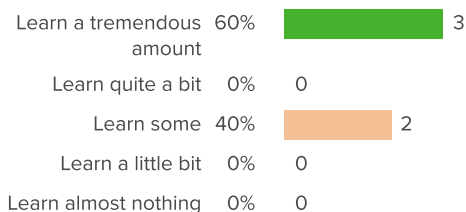
▲ 10 from last survey Favorable: 100%

#### Q.4: Through working at your school, how many new strategies for your job have you learned?



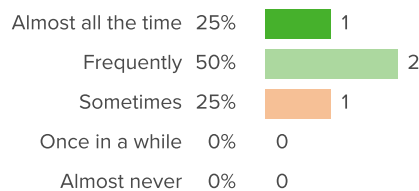
▲ 10 from last survey Favorable: 80%

#### Q.5: Overall, how much do you learn from the leaders at your school?



▼ 30 from last survey Favorable: 60%

#### Q.6: How often do your professional development opportunities help you explore new ideas?



▼ 5 from last survey Favorable: 75%

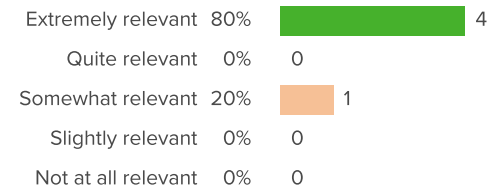


## ADMINISTRATION

"Spring 2024 District 86 Social-Emotional Learning: Adult Measures Survey for Teachers and Staff - Spring 2024, Staff Survey"



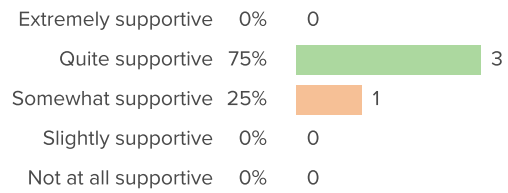
### Q.7: How relevant have your professional development opportunities been to your work?



▲ 10 from last survey

Favorable: **80%**

### Q.8: Overall, how supportive has the school been of your professional growth?



▼ 5 from last survey

Favorable: **75%**



# ADMINISTRATION

"Spring 2024 District 86 Social-Emotional Learning: Adult Measures Survey for Teachers and Staff - Spring 2024, Staff Survey"



## Professional Learning About Equity

Your average

**40%**

8 responses

Change

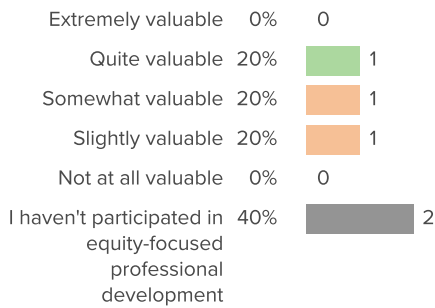
**▼ 21**

since last survey

District average: **42%** Hinsdale Township High School District 86 (IL)

### How did people respond?

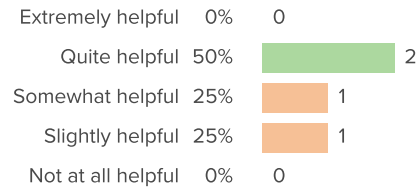
**Q.1: At your school, how valuable are the equity-focused professional development opportunities?**



▼ **42** from last survey

Favorable: **33%**

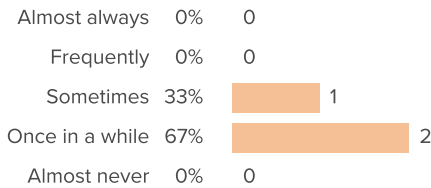
**Q.2: When it comes to promoting culturally responsive practices, how helpful are your colleagues' ideas for improving your practice?**



▼ **10** from last survey

Favorable: **50%**

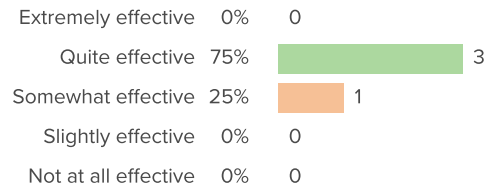
**Q.3: How often do professional development opportunities help you explore new ways to promote equity in your practice?**



▼ **60** from last survey

Favorable: **0%**

**Q.4: Overall, how effective has your school administration been in helping you advance student equity?**



▲ **25** from last survey

Favorable: **75%**



# ADMINISTRATION

"Spring 2024 District 86 Social-Emotional Learning: Adult Measures Survey for Teachers and Staff - Spring 2024, Staff Survey"



## School Leadership

Your average

# 53%

8 responses

Change

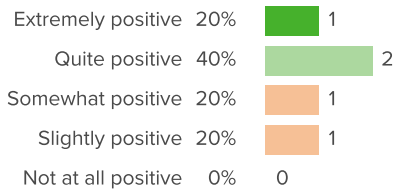
# ▼ 40

since last survey

District average: **53%** Hinsdale Township High School District 86 (IL)

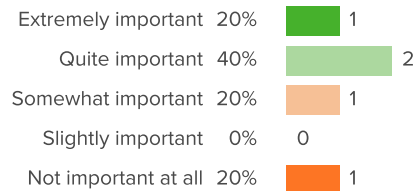
### How did people respond?

#### Q.1: How positive is the tone that school leaders set for the culture of the school?



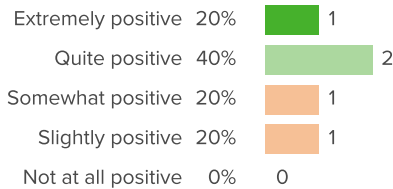
▼ 20 from last survey Favorable: **60%**

#### Q.2: For your school leaders, how important is staff satisfaction?



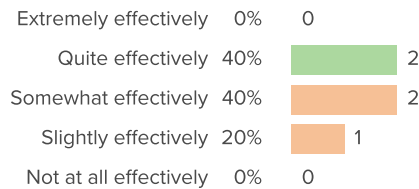
▼ 30 from last survey Favorable: **60%**

#### Q.3: Overall, how positive is the influence of the school leaders on the quality of your work?



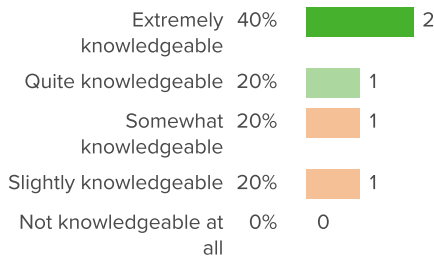
▼ 40 from last survey Favorable: **60%**

#### Q.4: How effectively do school leaders communicate important information to staff?



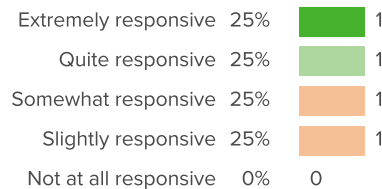
▼ 60 from last survey Favorable: **40%**

#### Q.5: How knowledgeable are your school leaders about what is going on in the school?



▼ 40 from last survey Favorable: **60%**

#### Q.6: How responsive are school leaders to your feedback?



▼ 50 from last survey Favorable: **50%**

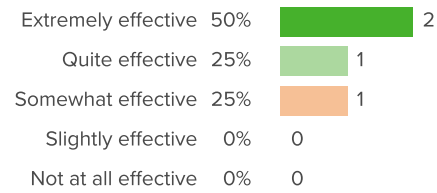


## ADMINISTRATION

"Spring 2024 District 86 Social-Emotional Learning: Adult Measures Survey for Teachers and Staff - Spring 2024, Staff Survey"



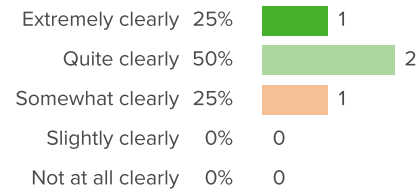
### Q.7: How effective are the school leaders at developing rules for students that facilitate their learning?



▼ 15 from last survey

Favorable: 75%

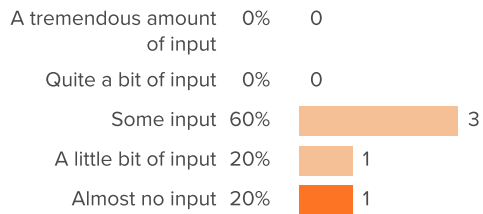
### Q.8: How clearly do your school leaders identify their goals for the staff?



▼ 5 from last survey

Favorable: 75%

### Q.9: When the school makes important decisions, how much input do staff have?



▼ 100 from last survey

Favorable: 0%





**ADMINISTRATION**

"Spring 2024 District 86 Social-Emotional Learning: Adult Measures Survey for Teachers and Staff - Spring 2024, Staff Survey"



# Staff-Leadership Relationships

Your average

**63%**

8 responses

Change

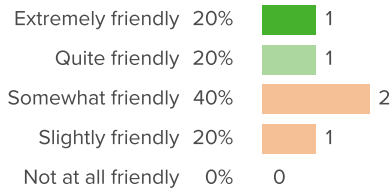
▼ **35**

since last survey

District average: **64%** Hinsdale Township High School District 86 (IL)

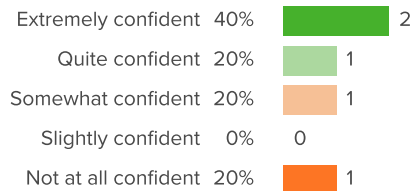
## How did people respond?

### Q.1: How friendly are your school leaders toward you?



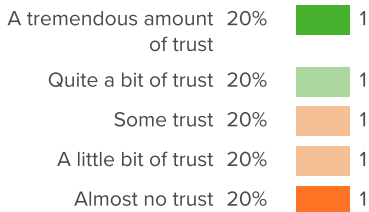
▼ **60** from last survey Favorable: **40%**

### Q.2: How confident are you that your school leaders have the best interests of the school in mind?



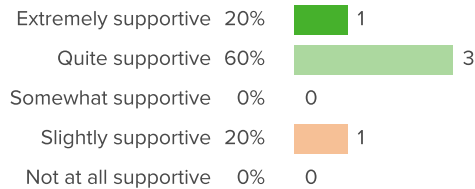
▼ **40** from last survey Favorable: **60%**

### Q.3: How much trust exists between school leaders and staff?



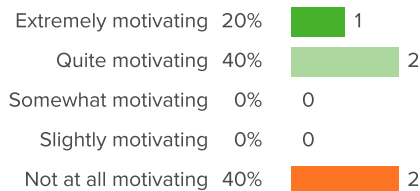
▼ **50** from last survey Favorable: **40%**

### Q.4: When you face challenges at work, how supportive are your school leaders?



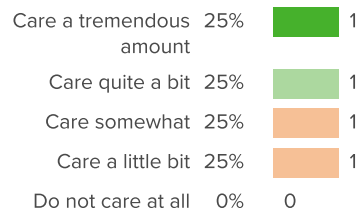
▼ **20** from last survey Favorable: **80%**

### Q.5: At your school, how motivating do you find working with the leadership team?



▼ **30** from last survey Favorable: **60%**

### Q.6: How much do your school leaders care about you as an individual?



▼ **50** from last survey Favorable: **50%**

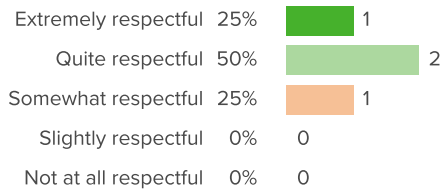


## ADMINISTRATION

"Spring 2024 District 86 Social-Emotional Learning: Adult Measures Survey for Teachers and Staff - Spring 2024, Staff Survey"



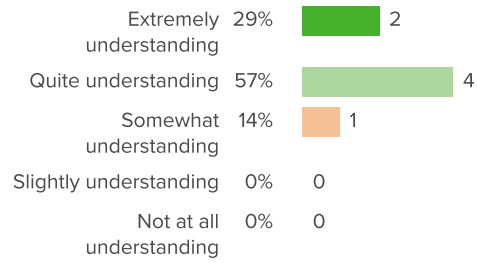
### Q.7: How respectful are your school leaders toward you?



▼ 25 from last survey

Favorable: **75%**

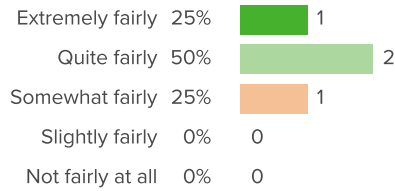
### Q.8: When challenges arise in your personal life, how understanding are your school leaders?



▼ 14 from last survey

Favorable: **86%**

### Q.9: How fairly does the school leadership treat the staff?



▼ 25 from last survey

Favorable: **75%**



# ADMINISTRATION

"Spring 2024 District 86 Social-Emotional Learning: Adult Measures Survey for Teachers and Staff - Spring 2024, Staff Survey"



## Well-being

Your average

**58%**

8 responses

Change

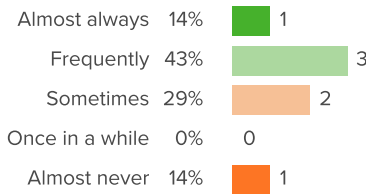
**▼ 20**

since last survey

District average: **71%** Hinsdale Township High School District 86 (IL)

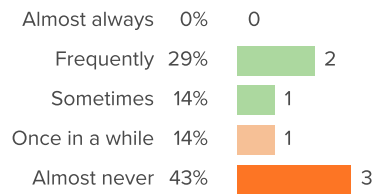
### How did people respond?

**Q.1: During the past week, how often did you feel engaged at work?**



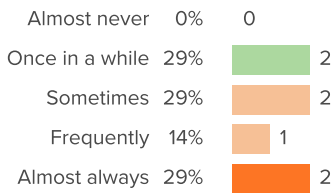
▼ **33** from last survey Favorable: **57%**

**Q.2: During the past week, how often did you feel excited at work?**



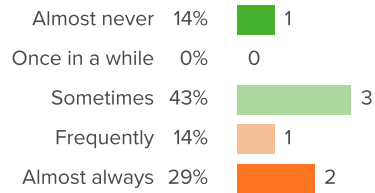
▼ **37** from last survey Favorable: **43%**

**Q.3: During the past week, how often did you feel exhausted at work?**



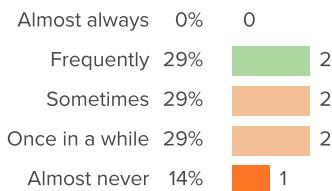
▼ **31** from last survey Favorable: **29%**

**Q.4: During the past week, how often did you feel frustrated at work?**



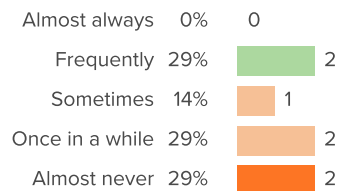
▼ **23** from last survey Favorable: **57%**

**Q.5: During the past week, how often did you feel happy at work?**



▼ **41** from last survey Favorable: **29%**

**Q.6: During the past week, how often did you feel hopeful at work?**



▼ **11** from last survey Favorable: **29%**

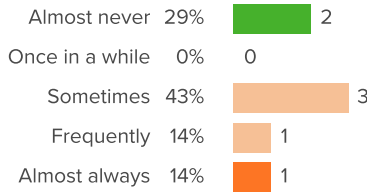


# ADMINISTRATION

"Spring 2024 District 86 Social-Emotional Learning: Adult Measures Survey for Teachers and Staff - Spring 2024, Staff Survey"

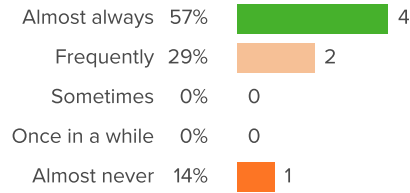


### Q.7: During the past week, how often did you feel overwhelmed at work?



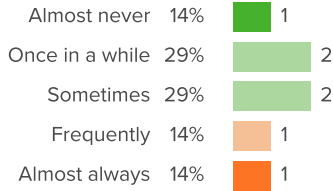
▼ 41 from last survey Favorable: 29%

### Q.8: During the past week, how often did you feel safe at work?



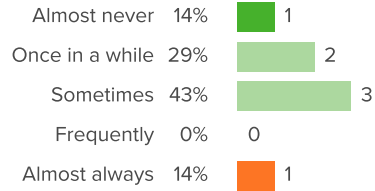
▼ 33 from last survey Favorable: 57%

### Q.9: During the past week, how often did you feel stressed out at work?



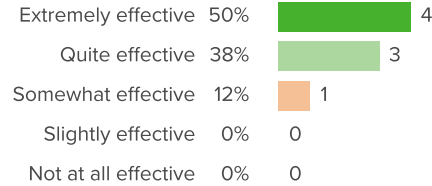
▲ 1 from last survey Favorable: 71%

### Q.10: During the past week, how often did you feel worried at work?



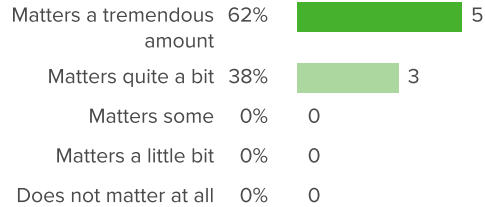
▼ 4 from last survey Favorable: 86%

### Q.11: How effective do you feel at your job right now?



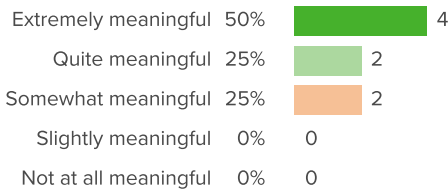
▲ 8 from last survey Favorable: 88%

### Q.12: How much does your work matter to you?



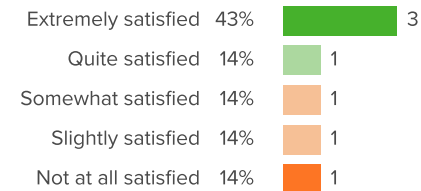
▲ 0 from last survey Favorable: 100%

### Q.13: How meaningful for you is the work that you do?



▼ 25 from last survey Favorable: 75%

### Q.14: Overall, how satisfied are you with your job right now?



▼ 13 from last survey Favorable: 57%



**ADMINISTRATION**

"Spring 2024 District 86 Social-Emotional Learning: Adult Measures Survey for Teachers and Staff - Spring 2024, Staff Survey"



# Background Questions

How did people respond?

**Q.1: What building are you assigned to?**

Hinsdale Central	0%	0
Hinsdale South	0%	0
Transition Center	0%	0
Administration building	100%	4

**Q.2: Which employee group do you belong to?**

HHSTA	0%	0
HTHSSSA	0%	0
SEIU	0%	0
Non-union employee	100%	6

**Q.3: How many years have you worked in District 86?**

Less than 1 year	0%	0
1-2 years	17%	1
3-5 years	50%	3
6-10 years	33%	2
11 or more years	0%	0

**Q.4: What is your gender?**

Female	40%	2
Male	60%	3
Prefer to self-describe	0%	0

**Q.5: What is your race or ethnicity?**

American Indian or Alaska Native	0%	0
Asian	0%	0
Black or African American	0%	0
Hispanic or Latino	0%	0
Native Hawaiian or Other Pacific Islander	0%	0
White	100%	5
Two or More Races/Ethnicities	0%	0
Other	0%	0