



Hinsdale South High School

Grades 6-12
Fall 2023



Report created by
Panorama Education



Summary

Topic Description	Results	Comparison
<p>Challenging Feelings</p> <p>How frequently students feel challenging emotions, with higher scores indicating less frequent challenging emotions.</p>	<p>52%</p> <p>▲ 6</p> <p>since last survey</p>	<p>54% Hinsdale Township High School District 86 (IL)</p>
<p>Positive Feelings</p> <p>How frequently students feel positive emotions.</p>	<p>61%</p> <p>▲ 6</p> <p>since last survey</p>	<p>65% Hinsdale Township High School District 86 (IL)</p>
<p>Self-Management</p> <p>How well students manage their emotions, thoughts, and behaviors in different situations.</p>	<p>75%</p> <p>▲ 3</p> <p>since last survey</p>	<p>80% Hinsdale Township High School District 86 (IL)</p>
<p>Social Awareness</p> <p>How well students consider the perspectives of others and empathize with them.</p>	<p>66%</p> <p>▲ 2</p> <p>since last survey</p>	<p>73% Hinsdale Township High School District 86 (IL)</p>
<p>Supportive Relationships</p> <p>How supported students feel through their relationships with friends, family, and adults at school.</p>	<p>87%</p> <p>▲ 1</p> <p>since last survey</p>	<p>88% Hinsdale Township High School District 86 (IL)</p>

904 responses



Challenging Feelings

Your average

52%

904 responses

Change

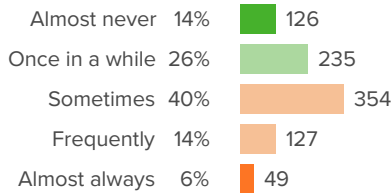
▲ 6

since last survey

District average: **54%** Hinsdale Township High School District 86 (IL)

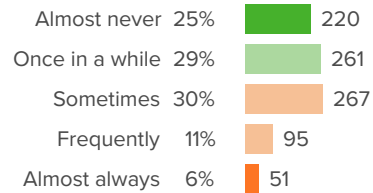
How did people respond?

Q.1: During the past week, how often did you feel angry?



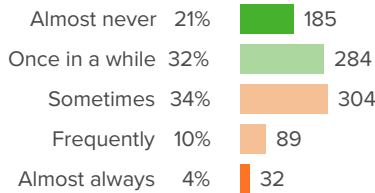
▲ 4 from last survey Favorable: **41%**

Q.2: During the past week, how often did you feel lonely?



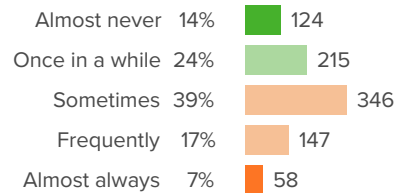
▲ 9 from last survey Favorable: **54%**

Q.3: During the past week, how often did you feel sad?



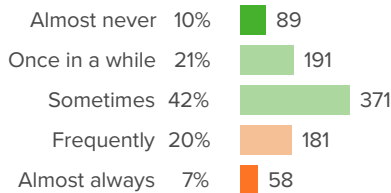
▲ 6 from last survey Favorable: **52%**

Q.4: During the past week, how often did you feel worried?



▲ 6 from last survey Favorable: **38%**

Q.5: During the past week, how often did you feel frustrated?



▲ 1 from last survey Favorable: **73%**



Positive Feelings

Your average

61%

904 responses

Change

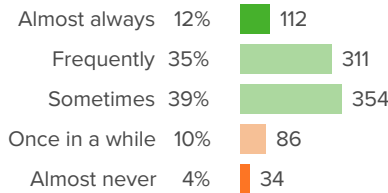
▲ 6

since last survey

District average: **65%** Hinsdale Township High School District 86 (IL)

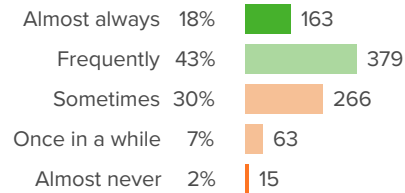
How did people respond?

Q.1: During the past week, how often did you feel excited?



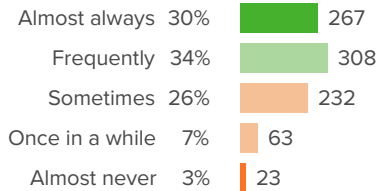
▲ 6 from last survey Favorable: **87%**

Q.2: During the past week, how often did you feel happy?



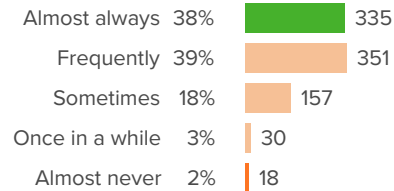
▲ 9 from last survey Favorable: **61%**

Q.3: During the past week, how often did you feel loved?



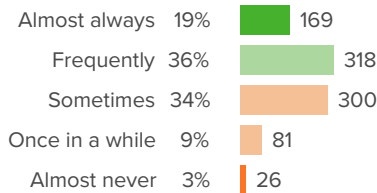
▲ 6 from last survey Favorable: **64%**

Q.4: During the past week, how often did you feel safe?



▲ 5 from last survey Favorable: **38%**

Q.5: During the past week, how often did you feel hopeful?



▲ 4 from last survey Favorable: **54%**



Self-Management

Your average

75%

904 responses

Change

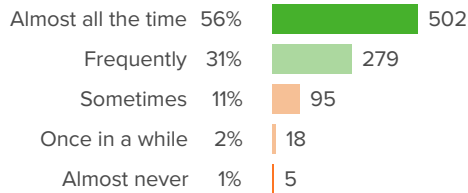
▲ 3

since last survey

District average: **80%** Hinsdale Township High School District 86 (IL)

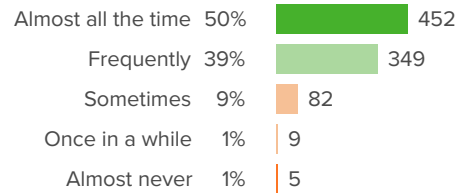
How did people respond?

Q.1: During the past 30 days...How often did you come to class prepared?



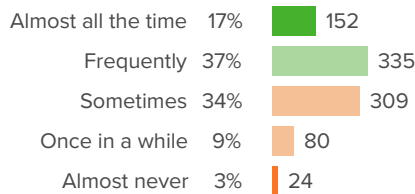
▲ 6 from last survey Favorable: **87%**

Q.2: During the past 30 days...How often did you follow directions in class?



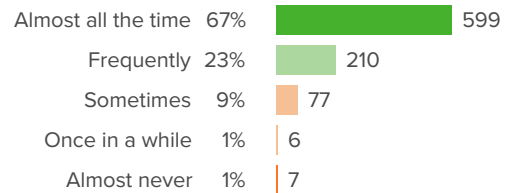
▲ 3 from last survey Favorable: **89%**

Q.3: During the past 30 days...How often did you get your work done right away, instead of waiting until the last minute?



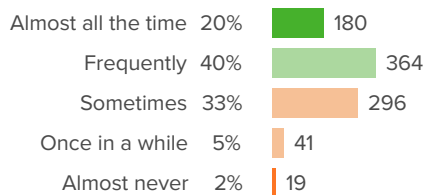
▲ 6 from last survey Favorable: **54%**

Q.4: During the past 30 days...How often were you polite to adults?



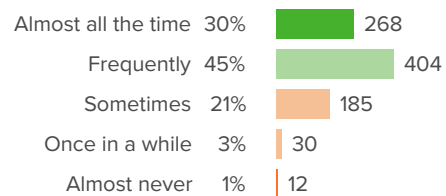
▲ 3 from last survey Favorable: **90%**

Q.5: During the past 30 days...How often did you pay attention and resist distractions?



▲ 2 from last survey Favorable: **60%**

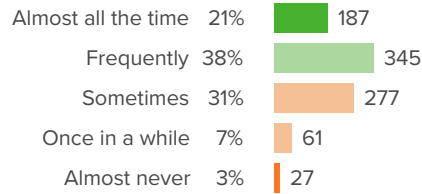
Q.6: During the past 30 days...When you were working independently, how often did you stay focused?



▲ 6 from last survey Favorable: **75%**



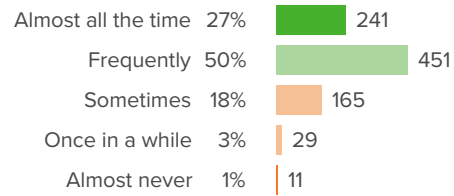
Q.7: During the past 30 days...How often did you remain calm, even when someone was bothering you or saying bad things?



▼ **1** from last survey

Favorable: **59%**

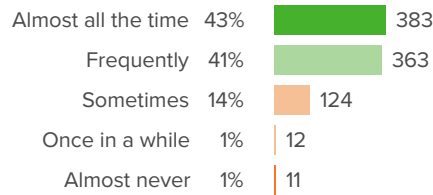
Q.8: During the past 30 days...How often did you allow others to speak without interruption?



▲ **3** from last survey

Favorable: **77%**

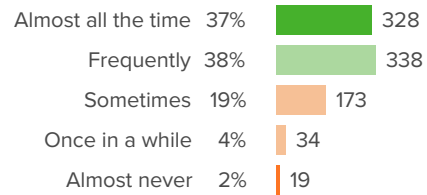
Q.9: During the past 30 days...How often were you polite to other students?



▲ **4** from last survey

Favorable: **84%**

Q.10: During the past 30 days...How often did you keep your temper in check?



▲ **1** from last survey

Favorable: **75%**



Social Awareness

Your average

66%

904 responses

Change

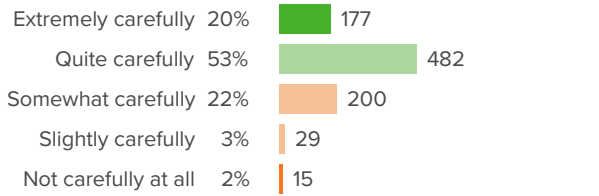
▲ 2

since last survey

District average: **73%** Hinsdale Township High School District 86 (IL)

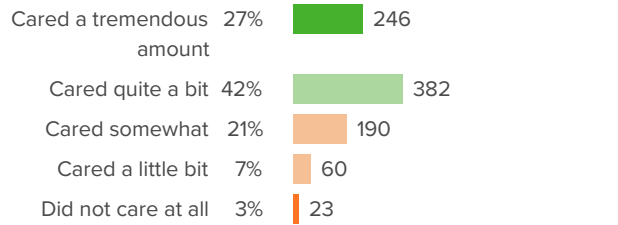
How did people respond?

Q.1: During the past 30 days...How carefully did you listen to other people's points of view?



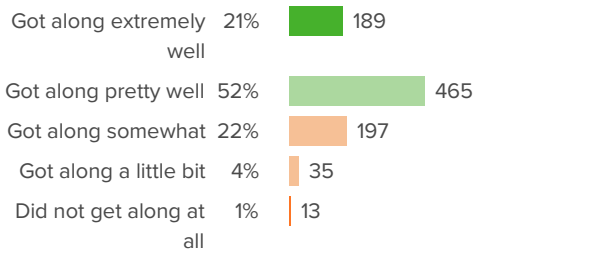
▲ 0 from last survey Favorable: **73%**

Q.2: During the past 30 days...How much did you care about other people's feelings?



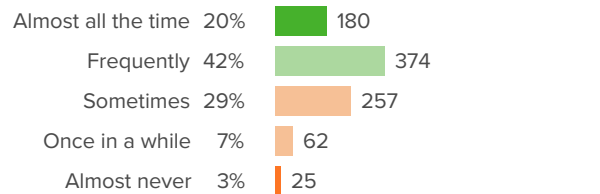
▲ 3 from last survey Favorable: **70%**

Q.3: During the past 30 days...How well did you get along with students who are different from you?



▲ 4 from last survey Favorable: **73%**

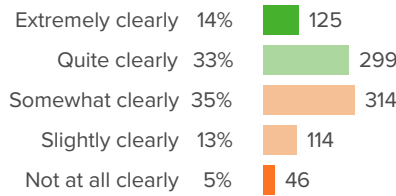
Q.4: During the past 30 days...How often did you compliment others' accomplishments?



▼ 2 from last survey Favorable: **62%**

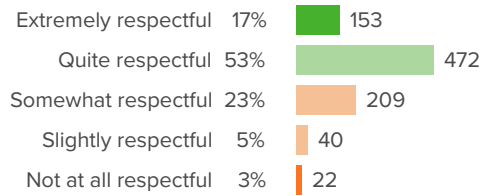


Q.5: During the past 30 days...How clearly were you able to describe your feelings?



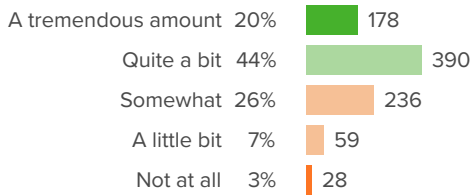
▲ 0 from last survey Favorable: **47%**

Q.6: During the past 30 days...When others disagreed with you, how respectful were you of their views?



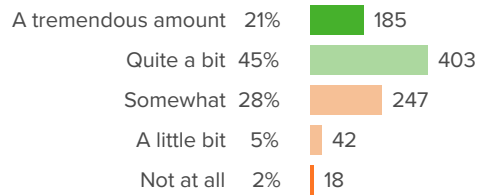
▲ 2 from last survey Favorable: **70%**

Q.7: During the past 30 days...To what extent were you able to stand up for yourself without putting others down?



▲ 1 from last survey Favorable: **64%**

Q.8: During the past 30 days...To what extent were you able to disagree with others without starting an argument?



▲ 3 from last survey Favorable: **66%**



Supportive Relationships

Your average

87%

904 responses

Change

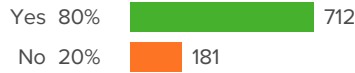
▲ 1

since last survey

District average: **88%** Hinsdale Township High School District 86 (IL)

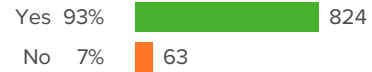
How did people respond?

Q.1: Do you have a teacher or other adult from school who you can count on to help you, no matter what?



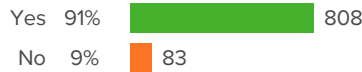
▲ 0 from last survey Favorable: **80%**

Q.2: Do you have a family member or other adult outside of school who you can count on to help you, no matter what?



▲ 2 from last survey Favorable: **93%**

Q.3: Do you have a friend from school who you can count on to help you, no matter what?



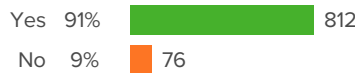
▲ 3 from last survey Favorable: **91%**

Q.4: Do you have a teacher or other adult from school who you can be completely yourself around?



▼ 3 from last survey Favorable: **74%**

Q.5: Do you have a family member or other adult outside of school who you can be completely yourself around?



▲ 1 from last survey Favorable: **91%**

Q.6: Do you have a friend from school who you can be completely yourself around?



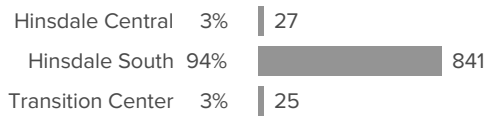
▲ 2 from last survey Favorable: **92%**



Background Questions

How did people respond?

Q.1: What school do you attend?



Q.2: What grade are you in?

