



# Hinsdale Township High School District 86 (IL)

Grades 6-12  
Fall 2023



Report created by  
Panorama Education



# Summary

Topic Description	Results	Benchmark
<p><b>Challenging Feelings</b></p> <p>How frequently students feel challenging emotions, with higher scores indicating less frequent challenging emotions.</p>	<p><b>54%</b></p> <p>▲3 since last survey</p>	<p>60th - 79th percentile compared to others nationally</p>
<p><b>Positive Feelings</b></p> <p>How frequently students feel positive emotions.</p>	<p><b>65%</b></p> <p>▲4 since last survey</p>	<p>80th - 99th percentile compared to others nationally</p>
<p><b>Self-Management</b></p> <p>How well students manage their emotions, thoughts, and behaviors in different situations.</p>	<p><b>80%</b></p> <p>▲3 since last survey</p>	<p>80th - 99th percentile compared to others nationally</p>
<p><b>Social Awareness</b></p> <p>How well students consider the perspectives of others and empathize with them.</p>	<p><b>73%</b></p> <p>▲1 since last survey</p>	<p>60th - 79th percentile compared to others nationally</p>
<p><b>Supportive Relationships</b></p> <p>How supported students feel through their relationships with friends, family, and adults at school.</p>	<p><b>88%</b></p> <p>0 since last survey</p>	<p>80th - 99th percentile compared to others nationally</p>

2,980 responses



# Challenging Feelings

Your average

**54%**

2,980 responses

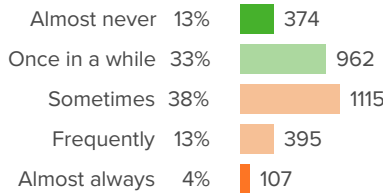
Change

**▲ 3**

since last survey

## How did people respond?

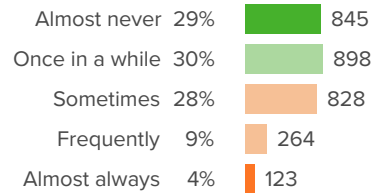
### Q.1: During the past week, how often did you feel angry?



▲ 3 from last survey

Favorable: **45%**

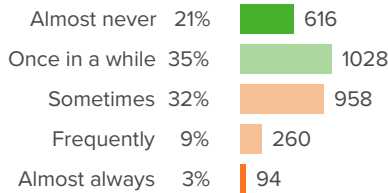
### Q.2: During the past week, how often did you feel lonely?



▲ 6 from last survey

Favorable: **59%**

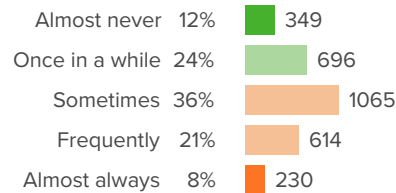
### Q.3: During the past week, how often did you feel sad?



▲ 4 from last survey

Favorable: **56%**

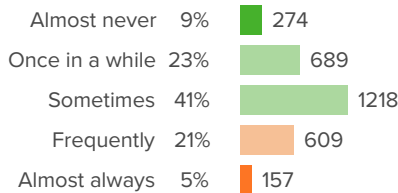
### Q.4: During the past week, how often did you feel worried?



▲ 2 from last survey

Favorable: **35%**

### Q.5: During the past week, how often did you feel frustrated?



▲ 0 from last survey

Favorable: **74%**



# Positive Feelings

Your average

# 65%

2,980 responses

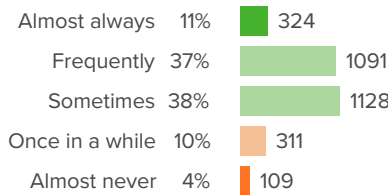
Change

# ▲ 4

since last survey

## How did people respond?

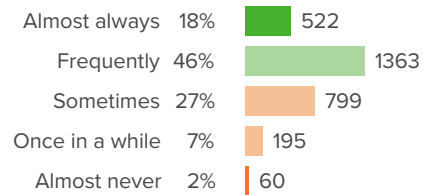
### Q.1: During the past week, how often did you feel excited?



▲ 3 from last survey

Favorable: **86%**

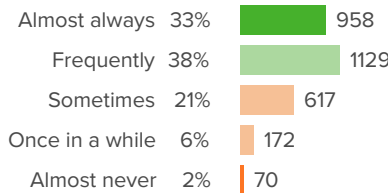
### Q.2: During the past week, how often did you feel happy?



▲ 6 from last survey

Favorable: **64%**

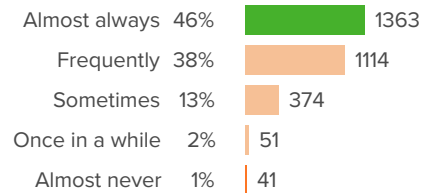
### Q.3: During the past week, how often did you feel loved?



▲ 5 from last survey

Favorable: **71%**

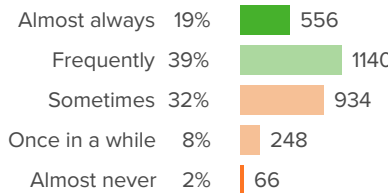
### Q.4: During the past week, how often did you feel safe?



▲ 5 from last survey

Favorable: **46%**

### Q.5: During the past week, how often did you feel hopeful?



▲ 3 from last survey

Favorable: **58%**



# Self-Management

Your average

# 80%

2,980 responses

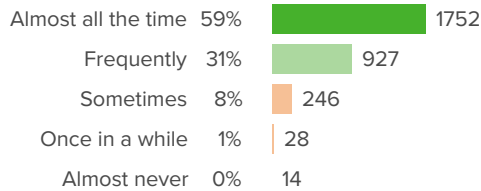
Change

# ▲ 3

since last survey

## How did people respond?

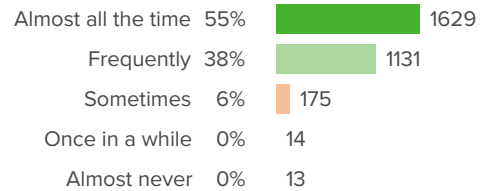
### Q.1: During the past 30 days...How often did you come to class prepared?



▲ 5 from last survey

Favorable: **90%**

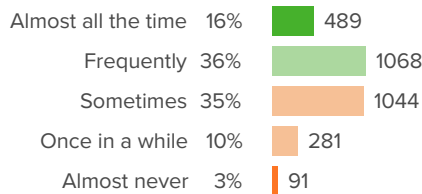
### Q.2: During the past 30 days...How often did you follow directions in class?



▲ 4 from last survey

Favorable: **93%**

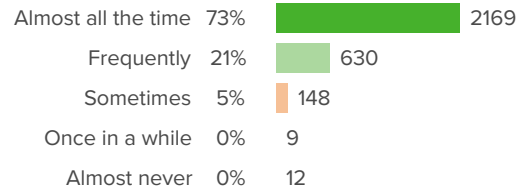
### Q.3: During the past 30 days...How often did you get your work done right away, instead of waiting until the last minute?



▲ 4 from last survey

Favorable: **52%**

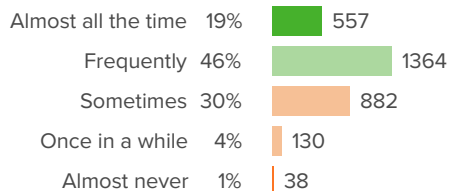
### Q.4: During the past 30 days...How often were you polite to adults?



▲ 2 from last survey

Favorable: **94%**

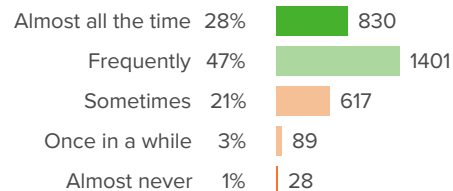
### Q.5: During the past 30 days...How often did you pay attention and resist distractions?



▲ 3 from last survey

Favorable: **65%**

### Q.6: During the past 30 days...When you were working independently, how often did you stay focused?

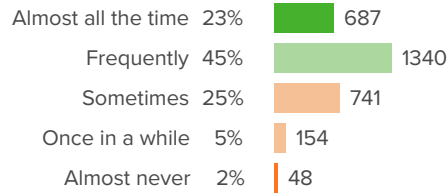


▲ 5 from last survey

Favorable: **75%**

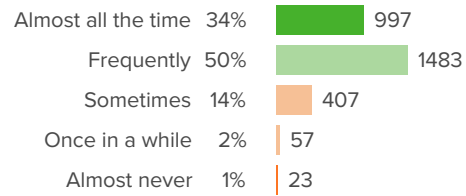


**Q.7: During the past 30 days...How often did you remain calm, even when someone was bothering you or saying bad things?**



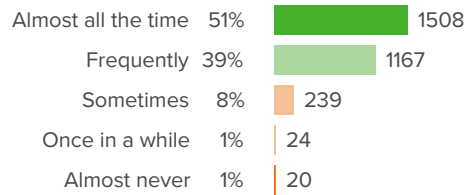
▲ 0 from last survey Favorable: **68%**

**Q.8: During the past 30 days...How often did you allow others to speak without interruption?**



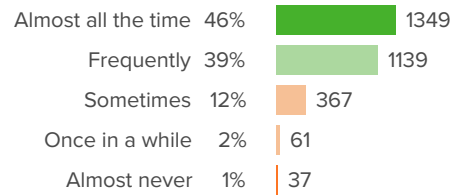
▲ 2 from last survey Favorable: **84%**

**Q.9: During the past 30 days...How often were you polite to other students?**



▲ 2 from last survey Favorable: **90%**

**Q.10: During the past 30 days...How often did you keep your temper in check?**



▲ 2 from last survey Favorable: **84%**



# Social Awareness

Your average

**73%**

2,980 responses

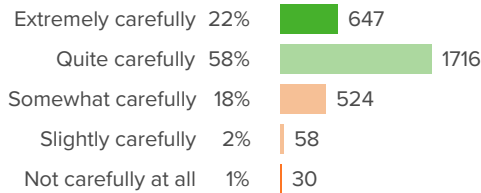
Change

**▲ 1**

since last survey

## How did people respond?

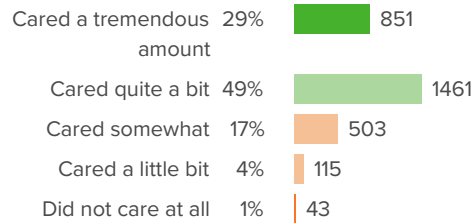
### Q.1: During the past 30 days...How carefully did you listen to other people's points of view?



▲ 1 from last survey

Favorable: **79%**

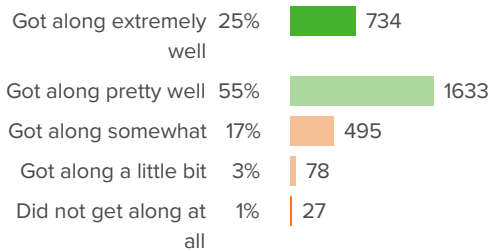
### Q.2: During the past 30 days...How much did you care about other people's feelings?



▲ 2 from last survey

Favorable: **78%**

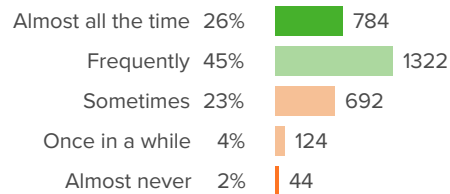
### Q.3: During the past 30 days...How well did you get along with students who are different from you?



▲ 2 from last survey

Favorable: **80%**

### Q.4: During the past 30 days...How often did you compliment others' accomplishments?

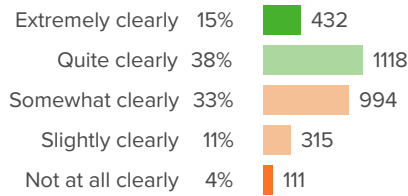


▼ 1 from last survey

Favorable: **71%**

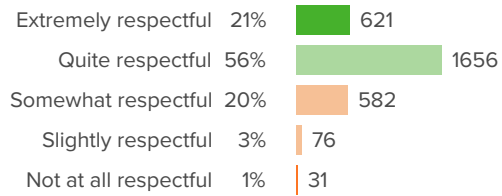


**Q.5: During the past 30 days...How clearly were you able to describe your feelings?**



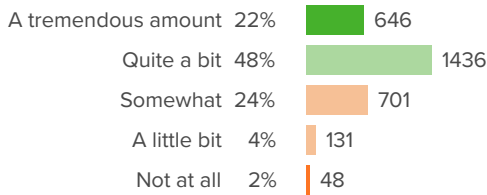
▲ 0 from last survey Favorable: **52%**

**Q.6: During the past 30 days...When others disagreed with you, how respectful were you of their views?**



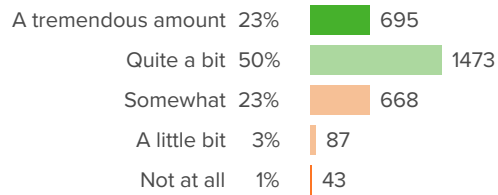
▲ 0 from last survey Favorable: **77%**

**Q.7: During the past 30 days...To what extent were you able to stand up for yourself without putting others down?**



▲ 0 from last survey Favorable: **70%**

**Q.8: During the past 30 days...To what extent were you able to disagree with others without starting an argument?**



▲ 1 from last survey Favorable: **73%**





# Supportive Relationships

Your average

**88%**

2,980 responses

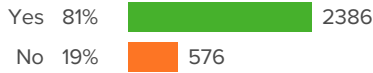
Change

**0**

since last survey

## How did people respond?

**Q.1: Do you have a teacher or other adult from school who you can count on to help you, no matter what?**



▲ 0 from last survey

Favorable: **81%**

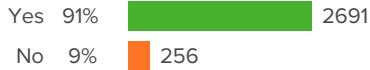
**Q.2: Do you have a family member or other adult outside of school who you can count on to help you, no matter what?**



▲ 1 from last survey

Favorable: **95%**

**Q.3: Do you have a friend from school who you can count on to help you, no matter what?**



▲ 0 from last survey

Favorable: **91%**

**Q.4: Do you have a teacher or other adult from school who you can be completely yourself around?**



▼ 3 from last survey

Favorable: **74%**

**Q.5: Do you have a family member or other adult outside of school who you can be completely yourself around?**



▲ 1 from last survey

Favorable: **92%**

**Q.6: Do you have a friend from school who you can be completely yourself around?**



▲ 1 from last survey

Favorable: **94%**

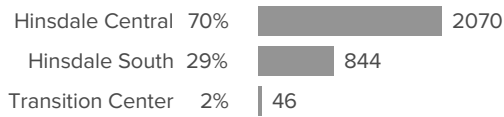


# Background Questions

## How did people respond?

---

### Q.1: What school do you attend?



### Q.2: What grade are you in?

