



Transition Center

Teacher Survey
Spring 2024



Report created by
Panorama Education



Summary

Topic Description	Results	Comparison
<p>Feedback and Coaching</p> <p>Perceptions of the amount and quality of feedback faculty and staff receive.</p>	<p>51%</p> <p>▲1 since last survey</p>	<p>41% Hinsdale Township High School District 86 (IL)</p>
<p>Professional Learning</p> <p>Perceptions of the amount and quality of professional growth and learning opportunities available to faculty and staff.</p>	<p>63%</p> <p>▼12 since last survey</p>	<p>52% Hinsdale Township High School District 86 (IL)</p>
<p>Professional Learning About Equity</p> <p>Perceptions of the quantity and quality of equity-focused professional learning opportunities available to faculty and staff.</p>	<p>39%</p> <p>▼14 since last survey</p>	<p>52% Hinsdale Township High School District 86 (IL)</p>
<p>School Leadership</p> <p>Perceptions of the school leadership's effectiveness.</p>	<p>88%</p> <p>▼1 since last survey</p>	<p>41% Hinsdale Township High School District 86 (IL)</p>
<p>Staff-Leadership Relationships</p> <p>Perceptions of faculty and staff relationships with school leaders.</p>	<p>98%</p> <p>0 since last survey</p>	<p>56% Hinsdale Township High School District 86 (IL)</p>
<p>Teaching Efficacy</p> <p>Faculty perceptions of their professional strengths and areas for growth.</p>	<p>83%</p> <p>▼8 since last survey</p>	<p>81% Hinsdale Township High School District 86 (IL)</p>
<p>Well-being</p> <p>Faculty and staff perceptions of their own professional well-being.</p>	<p>85%</p> <p>▼1 since last survey</p>	<p>62% Hinsdale Township High School District 86 (IL)</p>

9 responses



Feedback and Coaching

Your average

51%

9 responses

Change

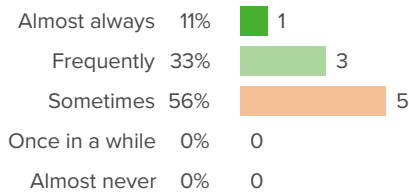
▲ 1

since last survey

District average: **41%** Hinsdale Township High School District 86 (IL)

How did people respond?

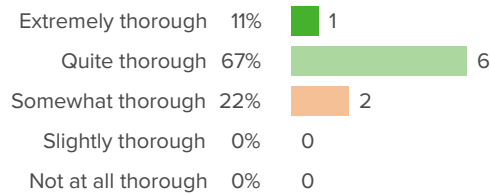
Q.1: How often do you receive feedback on your teaching?



▲ 14 from last survey

Favorable: **44%**

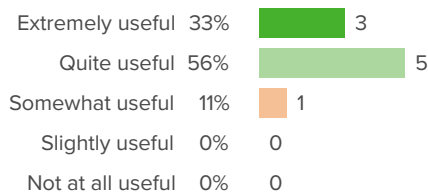
Q.2: At your school, how thorough is the feedback you receive in covering all aspects of your role as a teacher?



▼ 2 from last survey

Favorable: **78%**

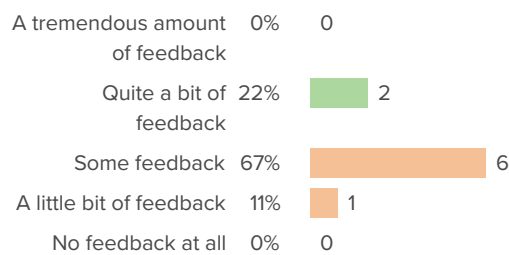
Q.3: How useful do you find the feedback you receive on your teaching?



▼ 1 from last survey

Favorable: **89%**

Q.4: How much feedback do you receive on your teaching?



▼ 8 from last survey

Favorable: **22%**

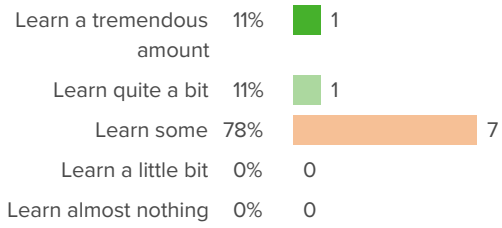


Transition Center

"Spring 2024 District 86 Social-Emotional Learning: Adult Measures Survey for Teachers and Staff - Spring 2024, Teacher Survey"



Q.5: How much do you learn from the teacher evaluation processes at your school?



▲ 2 from last survey

Favorable: **22%**



Professional Learning

Your average

63%

9 responses

Change

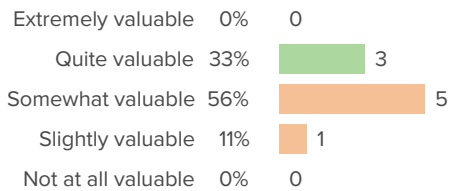
▼ **12**

since last survey

District average: **52%** Hinsdale Township High School District 86 (IL)

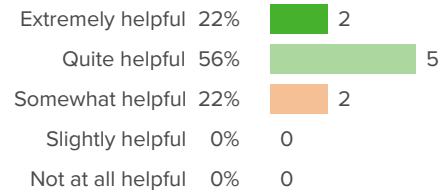
How did people respond?

Q.1: At your school, how valuable are the available professional development opportunities?



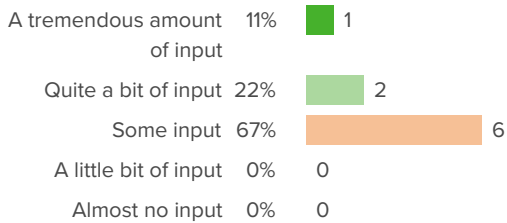
▼ **34** from last survey Favorable: **33%**

Q.2: How helpful are your colleagues' ideas for improving your teaching?



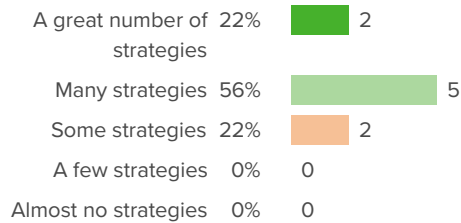
▼ **2** from last survey Favorable: **78%**

Q.3: How much input do you have into individualizing your own professional development opportunities?



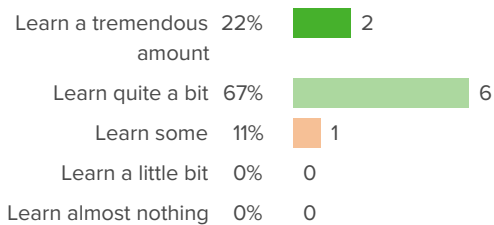
▼ **57** from last survey Favorable: **33%**

Q.4: Through working at your school, how many new teaching strategies have you learned?



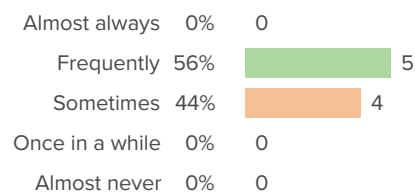
▲ **8** from last survey Favorable: **78%**

Q.5: Overall, how much do you learn about teaching from the leaders at your school?



▲ **9** from last survey Favorable: **89%**

Q.6: How often do your professional development opportunities help you explore new ideas?



▼ **24** from last survey Favorable: **56%**

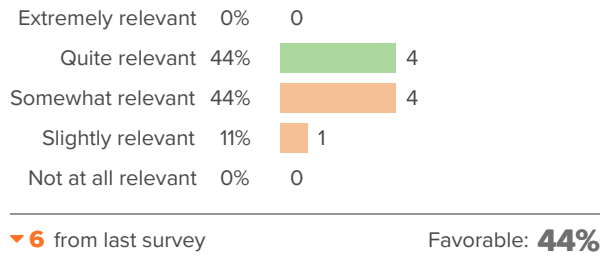


Transition Center

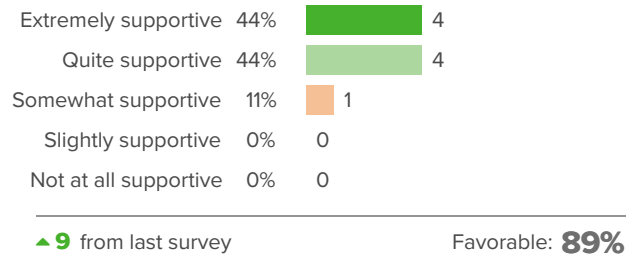
"Spring 2024 District 86 Social-Emotional Learning: Adult Measures Survey for Teachers and Staff - Spring 2024, Teacher Survey"



Q.7: How relevant have your professional development opportunities been to the content that you teach?



Q.8: Overall, how supportive has the school been of your growth as a teacher?





Professional Learning About Equity

Your average

39%

9 responses

Change

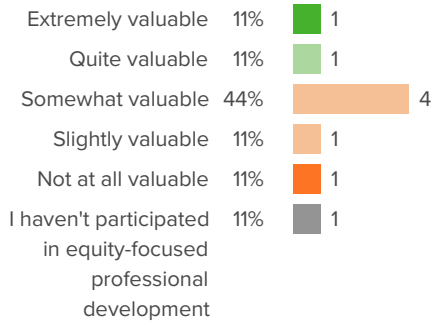
▼ 14

since last survey

District average: **52%** Hinsdale Township High School District 86 (IL)

How did people respond?

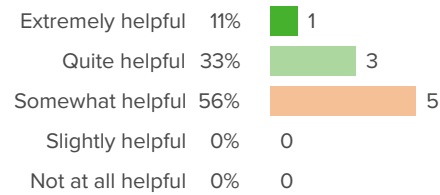
Q.1: At your school, how valuable are the equity-focused professional development opportunities?



▼ **25** from last survey

Favorable: **25%**

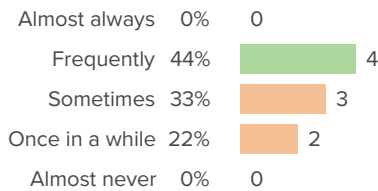
Q.2: When it comes to promoting culturally responsive practices, how helpful are your colleagues' ideas for improving your practice?



▼ **26** from last survey

Favorable: **44%**

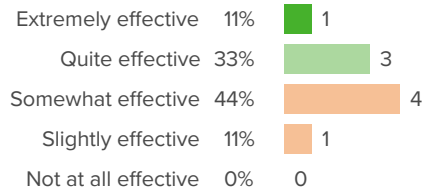
Q.3: How often do professional development opportunities help you explore new ways to promote equity in your practice?



▲ **4** from last survey

Favorable: **44%**

Q.4: Overall, how effective has your school administration been in helping you advance student equity?



▼ **6** from last survey

Favorable: **44%**



School Leadership

Your average

88%

9 responses

Change

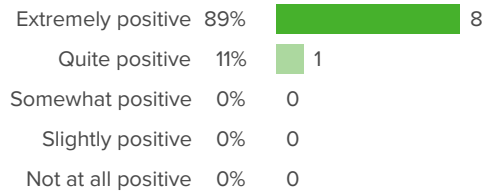
▼ **1**

since last survey

District average: **41%** Hinsdale Township High School District 86 (IL)

How did people respond?

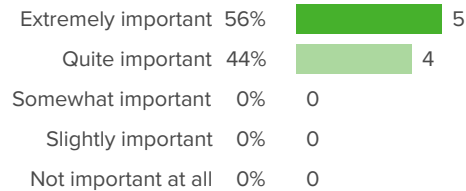
Q.1: How positive is the tone that school leaders set for the culture of the school?



▲ 0 from last survey

Favorable: **100%**

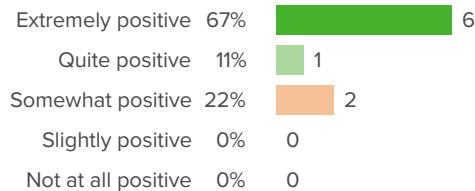
Q.2: For your school leaders, how important is teacher satisfaction?



▲ 10 from last survey

Favorable: **100%**

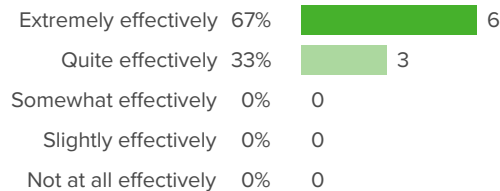
Q.3: Overall, how positive is the influence of the school leaders on the quality of your teaching?



▼ 12 from last survey

Favorable: **78%**

Q.4: How effectively do school leaders communicate important information to teachers?

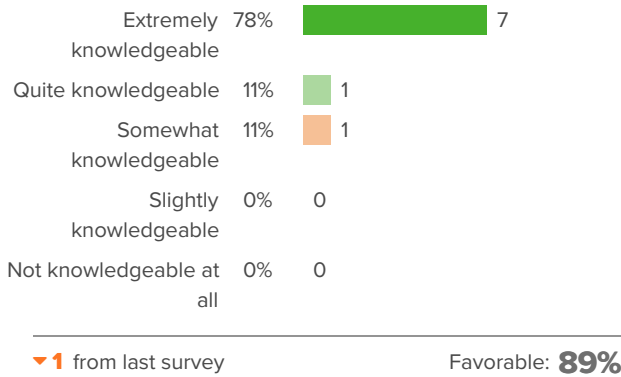


▲ 0 from last survey

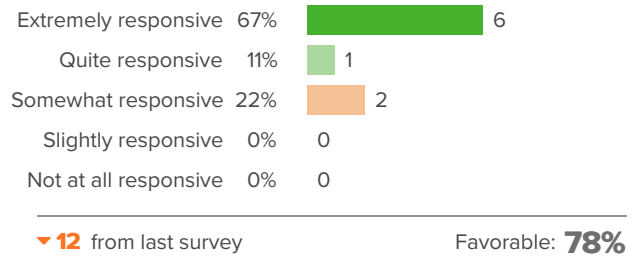
Favorable: **100%**



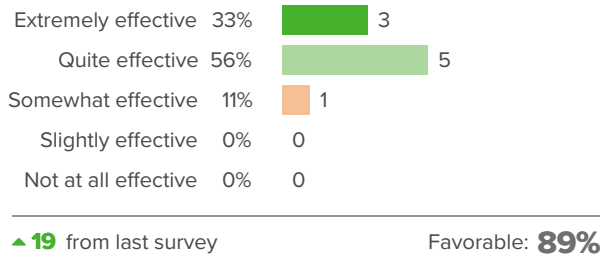
Q.5: How knowledgeable are your school leaders about what is going on in teachers' classrooms?



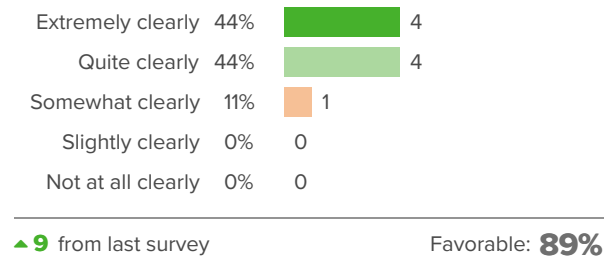
Q.6: How responsive are school leaders to your feedback?



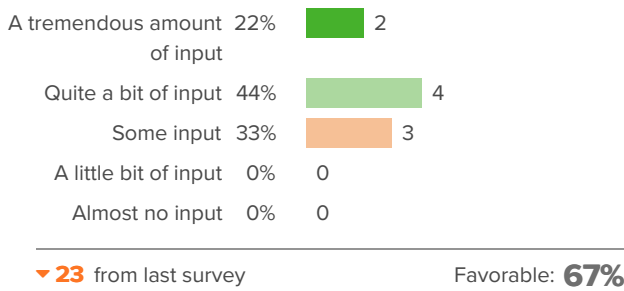
Q.7: How effective are the school leaders at developing rules for students that facilitate their learning?



Q.8: How clearly do your school leaders identify their goals for teachers?



Q.9: When the school makes important decisions, how much input do teachers have?





Staff-Leadership Relationships

Your average

98%

9 responses

Change

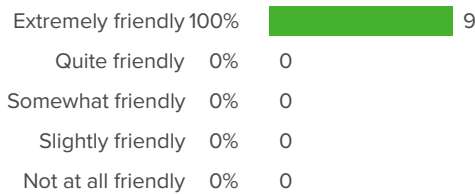
0

since last survey

District average: 56% Hinsdale Township High School District 86 (IL)

How did people respond?

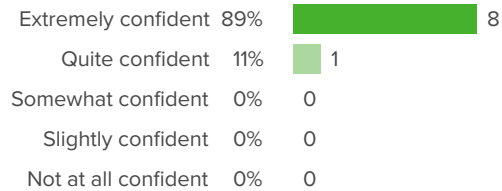
Q.1: How friendly are your school leaders toward you?



▲ 0 from last survey

Favorable: 100%

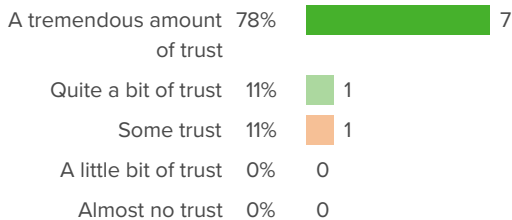
Q.2: How confident are you that your school leaders have the best interests of the school in mind?



▲ 0 from last survey

Favorable: 100%

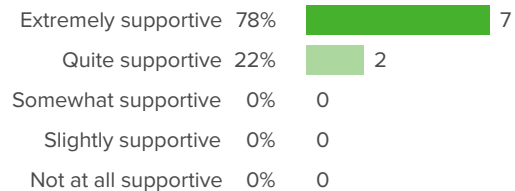
Q.3: How much trust exists between school leaders and faculty?



▼ 1 from last survey

Favorable: 89%

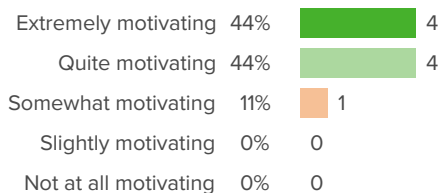
Q.4: When you face challenges at work, how supportive are your school leaders?



▲ 0 from last survey

Favorable: 100%

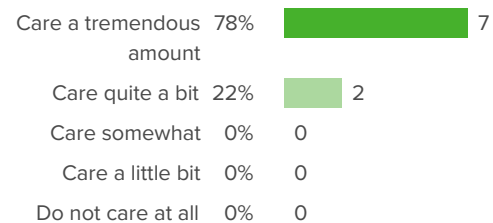
Q.5: At your school, how motivating do you find working with the leadership team?



▼ 1 from last survey

Favorable: 89%

Q.6: How much do your school leaders care about you as an individual?



▲ 0 from last survey

Favorable: 100%

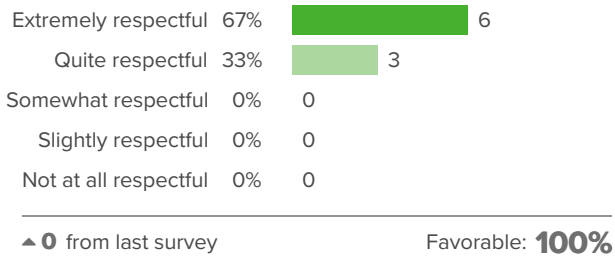


Transition Center

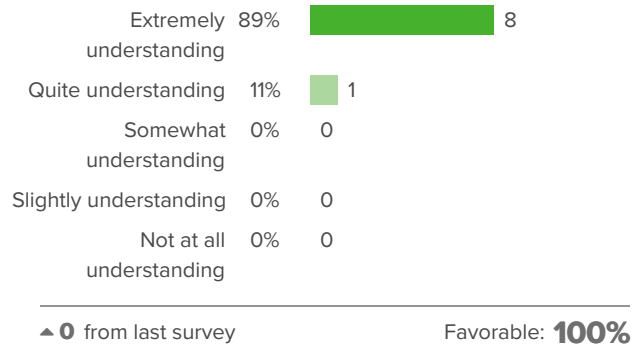
"Spring 2024 District 86 Social-Emotional Learning: Adult Measures Survey for Teachers and Staff - Spring 2024, Teacher Survey"



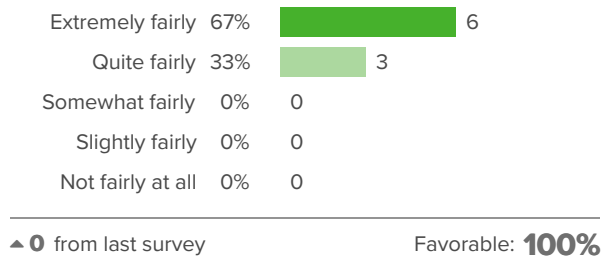
Q.7: How respectful are your school leaders toward you?



Q.8: When challenges arise in your personal life, how understanding are your school leaders?



Q.9: How fairly does the school leadership treat the faculty?





Teaching Efficacy

Your average

83%

9 responses

Change

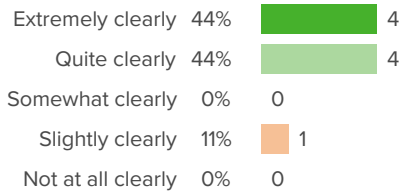
▼ **8**

since last survey

District average: **81%** Hinsdale Township High School District 86 (IL)

How did people respond?

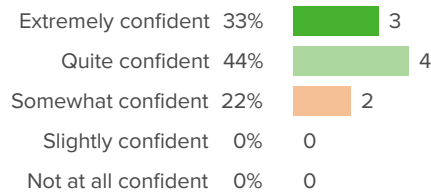
Q.1: How clearly can you explain the most complicated content to your students?



▼ **1** from last survey

Favorable: **89%**

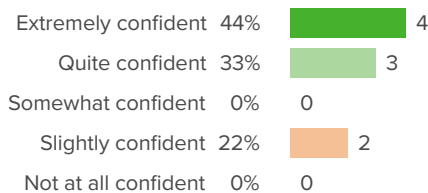
Q.2: How confident are you that you can move through material at a pace that works well for each of your students?



▼ **22** from last survey

Favorable: **78%**

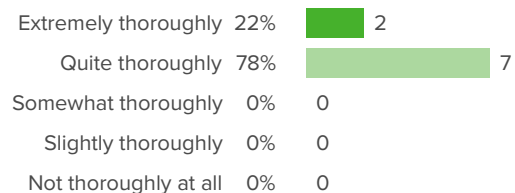
Q.3: How confident are you that you can help your school's most challenging students to learn?



▲ **8** from last survey

Favorable: **78%**

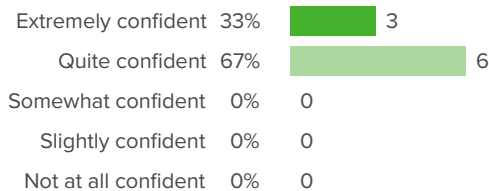
Q.4: How thoroughly do you feel that you know all the content you need to teach?



▲ **0** from last survey

Favorable: **100%**

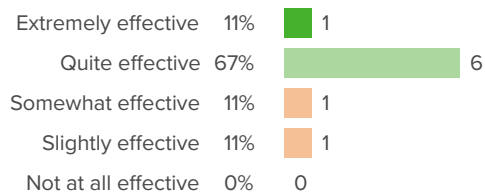
Q.5: If a parent were upset about something in your class, how confident are you that you could have a productive conversation with this parent?



▲ **11** from last survey

Favorable: **100%**

Q.6: How effective do you think you are at managing particularly disruptive classes?

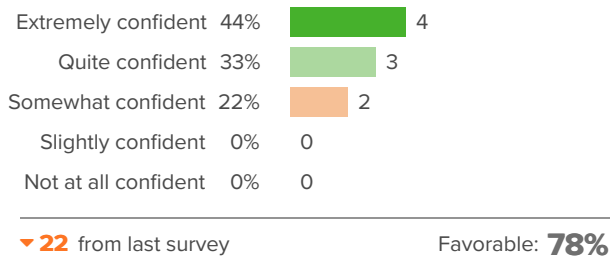


▼ **12** from last survey

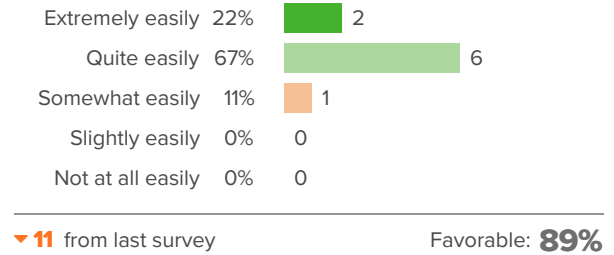
Favorable: **78%**



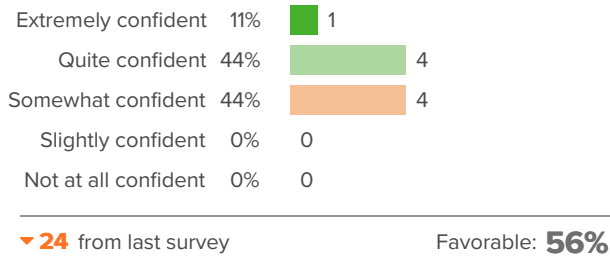
Q.7: How confident are you that you can meet the learning needs of your most advanced students?



Q.8: When one of your teaching strategies fails to work for a group of students, how easily can you think of another approach to try?



Q.9: How confident are you that you can engage students who typically are not motivated?





Well-being

Your average

85%

9 responses

Change

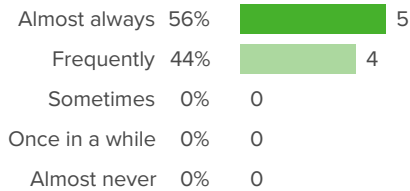
▼ 1

since last survey

District average: **62%** Hinsdale Township High School District 86 (IL)

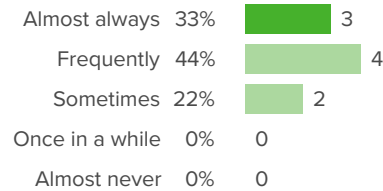
How did people respond?

Q.1: During the past week, how often did you feel engaged at work?



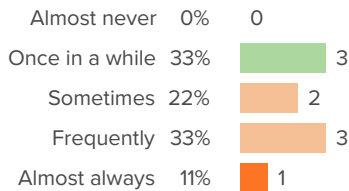
▲ 0 from last survey Favorable: **100%**

Q.2: During the past week, how often did you feel excited at work?



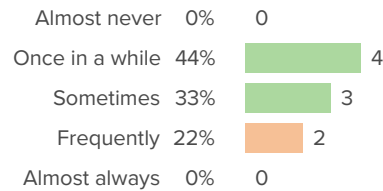
▲ 0 from last survey Favorable: **100%**

Q.3: During the past week, how often did you feel exhausted at work?



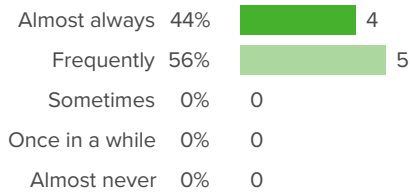
▼ 7 from last survey Favorable: **33%**

Q.4: During the past week, how often did you feel frustrated at work?



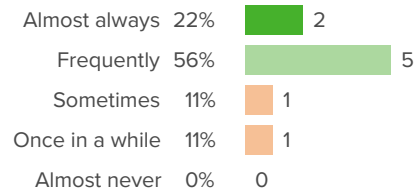
▼ 12 from last survey Favorable: **78%**

Q.5: During the past week, how often did you feel happy at work?



▲ 10 from last survey Favorable: **100%**

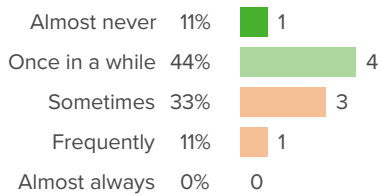
Q.6: During the past week, how often did you feel hopeful at work?



▲ 8 from last survey Favorable: **78%**

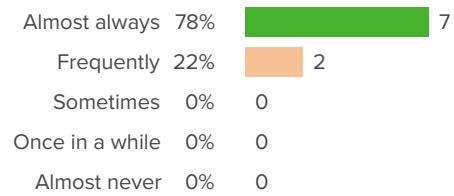


Q.7: During the past week, how often did you feel overwhelmed at work?



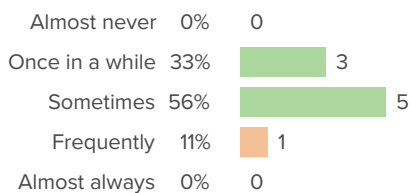
▼ 4 from last survey Favorable: **56%**

Q.8: During the past week, how often did you feel safe at work?



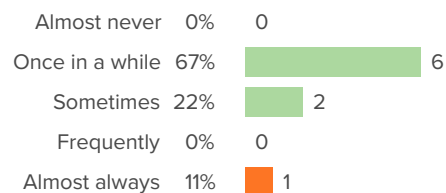
▼ 22 from last survey Favorable: **78%**

Q.9: During the past week, how often did you feel stressed out at work?



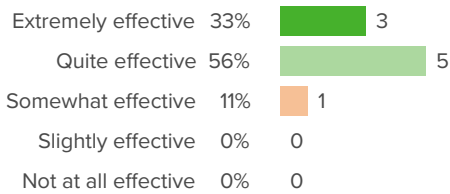
▼ 1 from last survey Favorable: **89%**

Q.10: During the past week, how often did you feel worried at work?



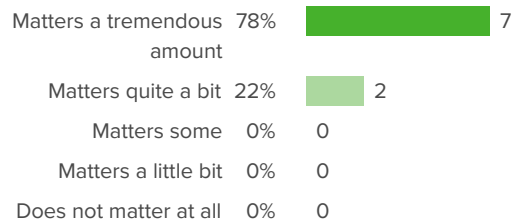
▼ 1 from last survey Favorable: **89%**

Q.11: How effective do you feel at your job right now?



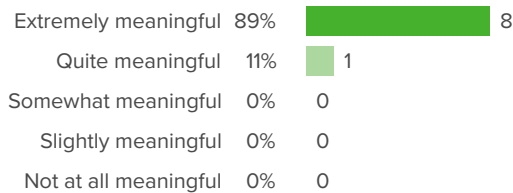
▲ 9 from last survey Favorable: **89%**

Q.12: How much does your work matter to you?



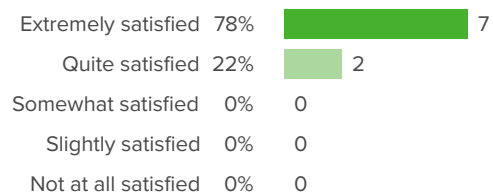
▲ 0 from last survey Favorable: **100%**

Q.13: How meaningful for you is the work that you do?



▲ 0 from last survey Favorable: **100%**

Q.14: Overall, how satisfied are you with your job right now?



▲ 10 from last survey Favorable: **100%**



Background Questions

How did people respond?

Q.1: What building are you assigned to?

Hinsdale Central	0%	0
Hinsdale South	0%	0
Transition Center	100%	8

Q.2: How many years have you worked in District 86?

Less than 1 year	22%	2
1-2 years	0%	0
3-5 years	0%	0
6-10 years	44%	4
11 or more years	33%	3

Q.3: What is your gender?

Female	78%	7
Male	22%	2
Prefer to self-describe	0%	0

Q.4: What is your race or ethnicity?

American Indian or Alaska Native	0%	0
Asian	0%	0
Black or African American	0%	0
Hispanic or Latino	0%	0
Native Hawaiian or Other Pacific Islander	0%	0
White	100%	8
Two or More Races/Ethnicities	0%	0
Other	0%	0