



HSD 86 Adult Opportunities Pgm

Grades 6-12
Spring 2024



Report created by
Panorama Education



Summary

Topic Description	Results	Comparison
<p>School Belonging</p> <p>How much students feel that they are valued members of the school community.</p>	57%	48% Hinsdale Township High School District 86 (IL)
<p>School Climate</p> <p>Perceptions of the overall social and learning climate of the school.</p>	66%	61% Hinsdale Township High School District 86 (IL)
<p>School Engagement</p> <p>How attentive and invested students are in school.</p>	39%	29% Hinsdale Township High School District 86 (IL)
<p>School Mindset</p> <p>Perceptions of whether students have the potential to change those factors that are central to their performance in school.</p>	49%	57% Hinsdale Township High School District 86 (IL)
<p>School Teacher-Student Relationships</p> <p>How strong the social connection is between teachers and students within and beyond the school.</p>	72%	56% Hinsdale Township High School District 86 (IL)

54 responses



School Belonging

Your average

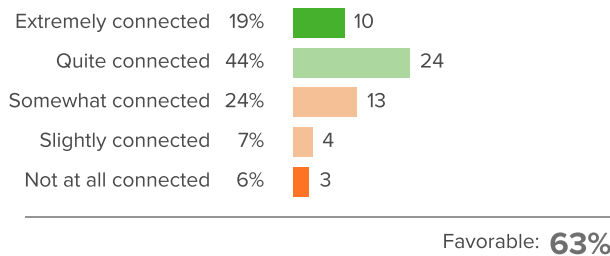
57%

54 responses

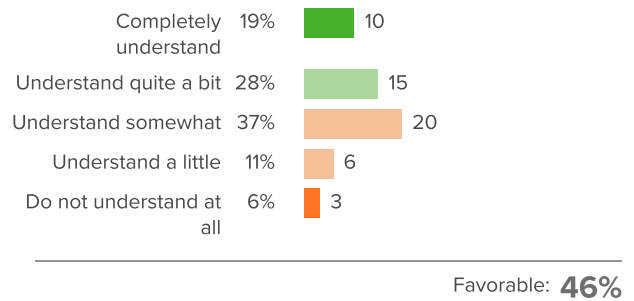
District average: **48%** Hinsdale Township High School District 86 (IL)

How did people respond?

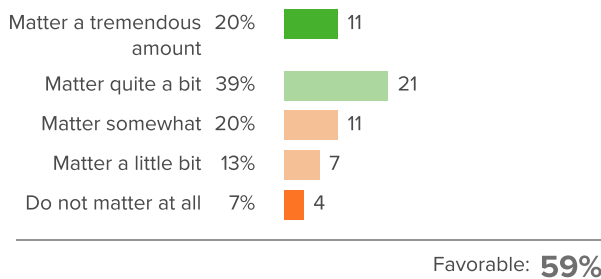
Q.1: How connected do you feel to the adults at your school?



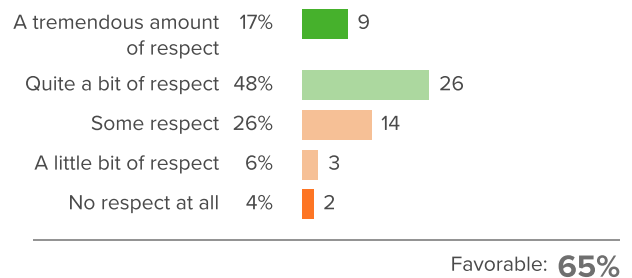
Q.2: How well do people at your school understand you as a person?



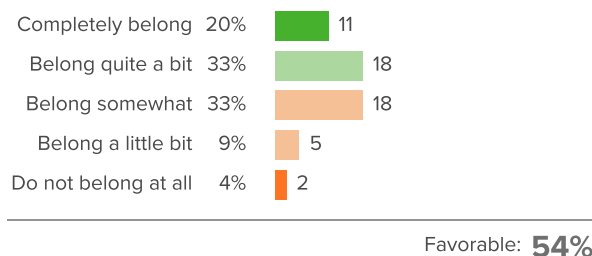
Q.3: How much do you matter to others at this school?



Q.4: How much respect do students in your school show you?



Q.5: Overall, how much do you feel like you belong at your school?





School Climate

Your average

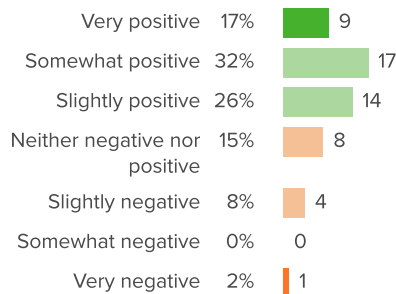
66%

54 responses

District average: **61%** Hinsdale Township High School District 86 (IL)

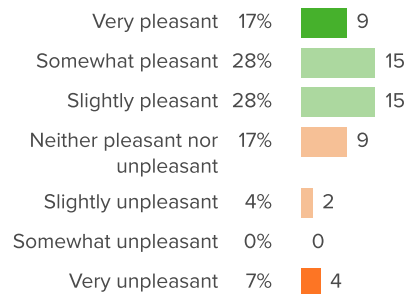
How did people respond?

Q.1: How positive or negative is the energy of the school?



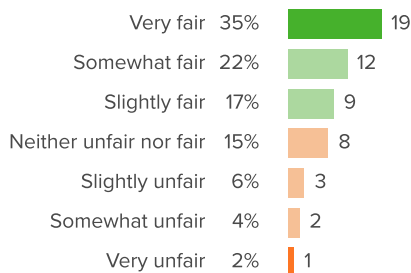
Favorable: **75%**

Q.2: How pleasant or unpleasant is the physical space at your school?



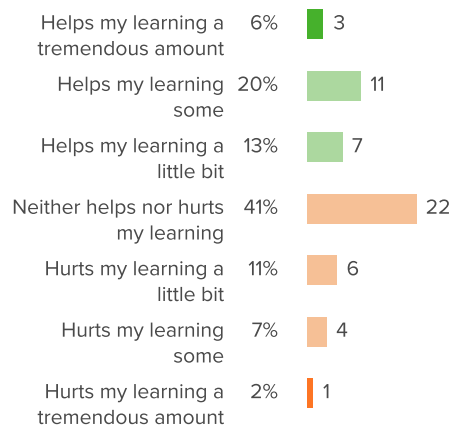
Favorable: **72%**

Q.3: How fair or unfair are the rules for the students at this school?



Favorable: **74%**

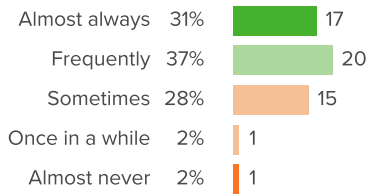
Q.4: At your school, how much does the behavior of other students hurt or help your learning?



Favorable: **39%**



Q.5: How often do your teachers seem excited to be teaching your classes?



Favorable: **69%**



School Engagement

Your average

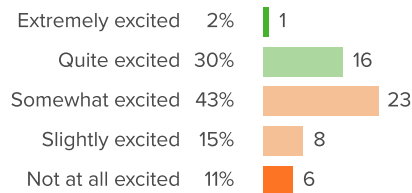
39%

54 responses

District average: **29%** Hinsdale Township High School District 86 (IL)

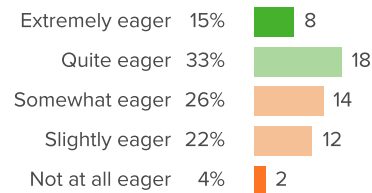
How did people respond?

Q.1: How excited are you about going to your classes?



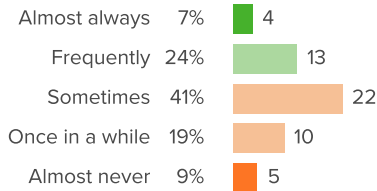
Favorable: **31%**

Q.2: In your classes, how eager are you to participate?



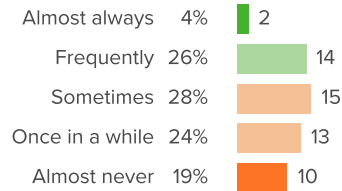
Favorable: **48%**

Q.3: How often do you get so focused on activities in your classes that you lose track of time?



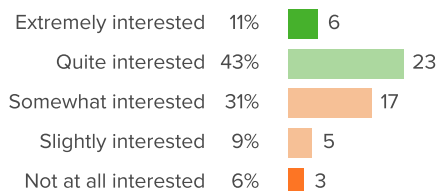
Favorable: **31%**

Q.4: When you are not in school, how often do you talk about ideas from your classes?



Favorable: **30%**

Q.5: Overall, how interested are you in your classes?



Favorable: **54%**



School Mindset

Your average

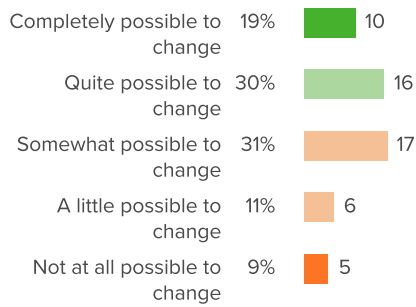
49%

54 responses

District average: **57%** Hinsdale Township High School District 86 (IL)

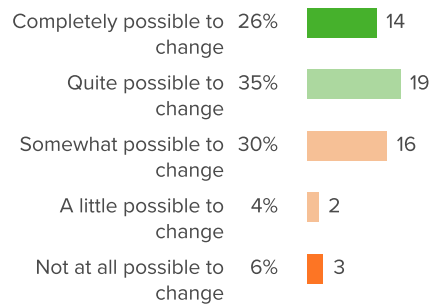
How did people respond?

Q.1: In school, how possible is it for you to change: Being talented



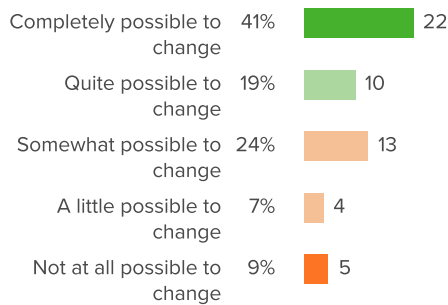
Favorable: **48%**

Q.2: In school, how possible is it for you to change: Putting forth a lot of effort



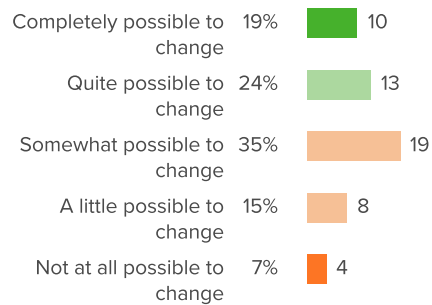
Favorable: **61%**

Q.3: In school, how possible is it for you to change: Behaving well in class



Favorable: **59%**

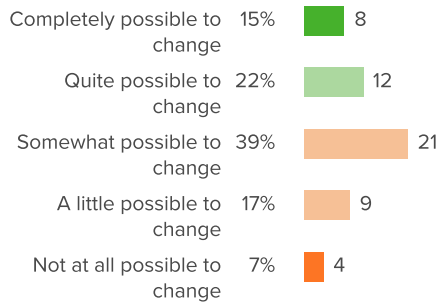
Q.4: In school, how possible is it for you to change: Liking the subjects you are studying



Favorable: **43%**

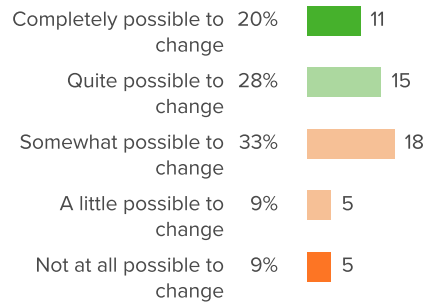


**Q.5: In school, how possible is it for you to change:
How easily you give up**



Favorable: **37%**

**Q.6: In school, how possible is it for you to change:
Your level of intelligence**



Favorable: **48%**



School Teacher-Student Relationships

Your average

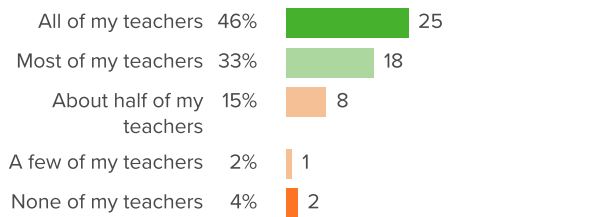
72%

54 responses

District average: **56%** Hinsdale Township High School District 86 (IL)

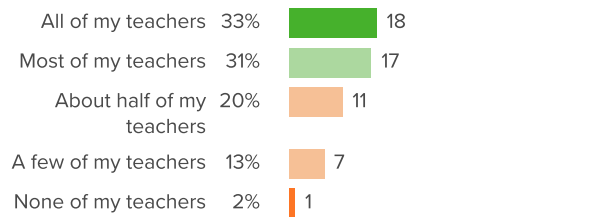
How did people respond?

Q.1: How many of your teachers are respectful toward you?



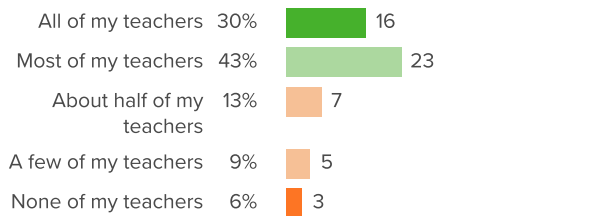
Favorable: **80%**

Q.2: If you walked into class upset, how many of your teachers would be concerned?



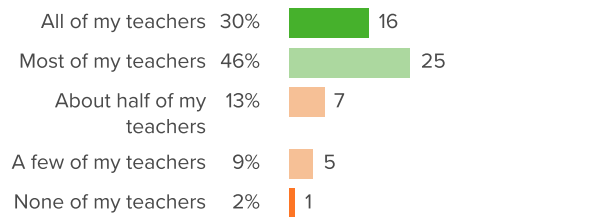
Favorable: **65%**

Q.3: If you came back to visit class three years from now, how many of your teachers would be excited to see you?



Favorable: **72%**

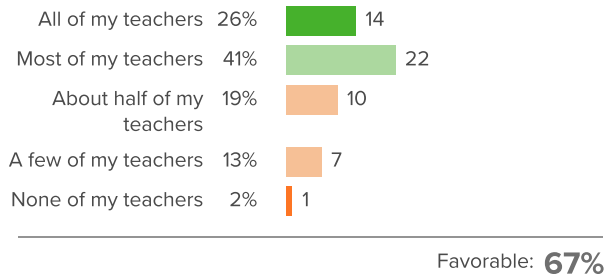
Q.4: When your teachers ask how you are doing, how many of them are really interested in your answer?



Favorable: **76%**



Q.5: How many of your teachers would you be excited to have again in the future?

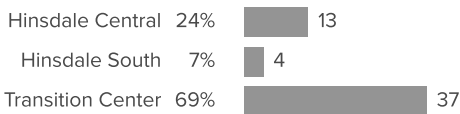




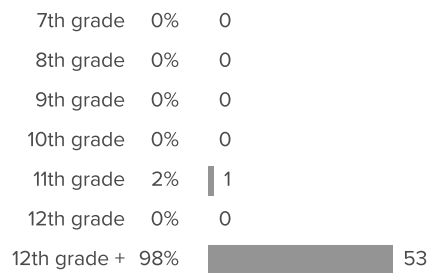
Background Questions

How did people respond? _____

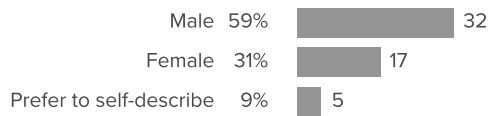
Q.1: What school do you attend?



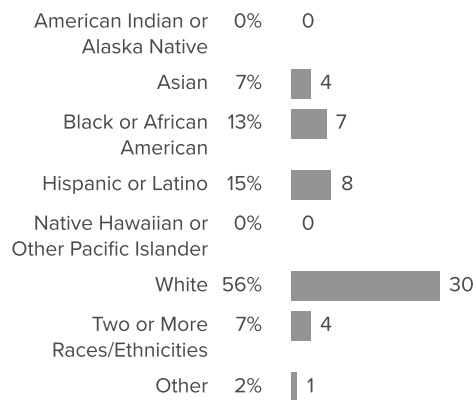
Q.2: What grade are you in?



Q.3: What is your gender?



Q.4: What is your race or ethnicity?





Q.5: Please indicate the primary language spoken in your home. (Please indicate only one).

