



CENTRAL

Staff Survey
Spring 2024



Report created by
Panorama Education



Summary

| Topic Description | Results | Comparison |
|---|---|--|
| <p>Feedback and Coaching</p> <p>Perceptions of the amount and quality of feedback faculty and staff receive.</p> | <p>25%</p> <p>▼ 3</p> <p>since last survey</p> | <p>35% Hinsdale Township High School District 86 (IL)</p> |
| <p>Professional Learning</p> <p>Perceptions of the amount and quality of professional growth and learning opportunities available to faculty and staff.</p> | <p>33%</p> <p>▼ 5</p> <p>since last survey</p> | <p>45% Hinsdale Township High School District 86 (IL)</p> |
| <p>Professional Learning About Equity</p> <p>Perceptions of the quantity and quality of equity-focused professional learning opportunities available to faculty and staff.</p> | <p>33%</p> <p>▼ 7</p> <p>since last survey</p> | <p>42% Hinsdale Township High School District 86 (IL)</p> |
| <p>School Leadership</p> <p>Perceptions of the school leadership's effectiveness.</p> | <p>48%</p> <p>▼ 1</p> <p>since last survey</p> | <p>53% Hinsdale Township High School District 86 (IL)</p> |
| <p>Staff-Leadership Relationships</p> <p>Perceptions of faculty and staff relationships with school leaders.</p> | <p>61%</p> <p>▲ 2</p> <p>since last survey</p> | <p>64% Hinsdale Township High School District 86 (IL)</p> |
| <p>Well-being</p> <p>Faculty and staff perceptions of their own professional well-being.</p> | <p>69%</p> <p>▼ 2</p> <p>since last survey</p> | <p>71% Hinsdale Township High School District 86 (IL)</p> |

65 responses



Feedback and Coaching

Your average

25%

65 responses

Change

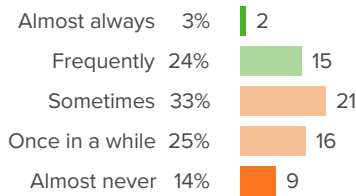
▼ 3

since last survey

District average: **35%** Hinsdale Township High School District 86 (IL)

How did people respond?

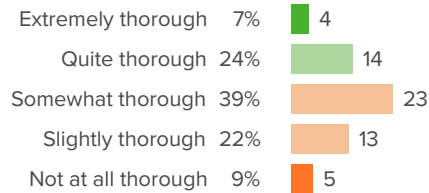
Q.1: How often do you receive feedback on your work?



▲ 3 from last survey

Favorable: **27%**

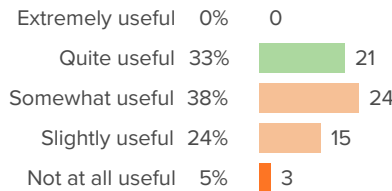
Q.2: At your school, how thorough is the feedback you receive in covering all aspects of your role?



▼ 2 from last survey

Favorable: **31%**

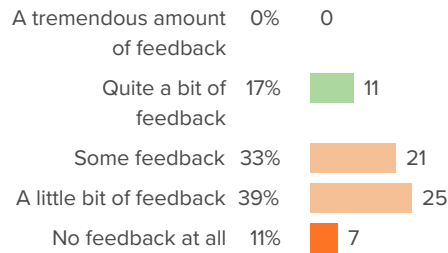
Q.3: How useful do you find the feedback you receive on your work?



▼ 8 from last survey

Favorable: **33%**

Q.4: How much feedback do you receive on your work?



▼ 3 from last survey

Favorable: **17%**

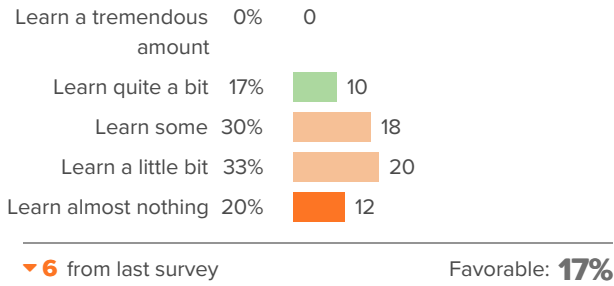


CENTRAL

"Spring 2024 District 86 Social-Emotional Learning: Adult Measures Survey for Teachers and Staff - Spring 2024, Staff Survey"



Q.5: How much do you learn from the evaluation processes at your school?





Professional Learning

Your average

33%

65 responses

Change

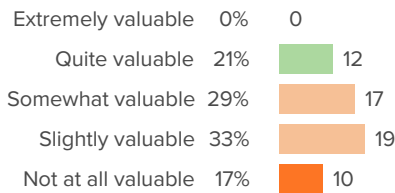
▼ **5**

since last survey

District average: **45%** Hinsdale Township High School District 86 (IL)

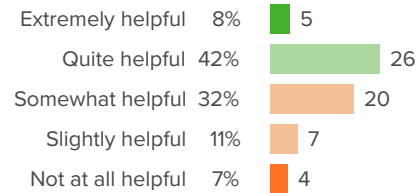
How did people respond?

Q.1: At your school, how valuable are the available professional development opportunities?



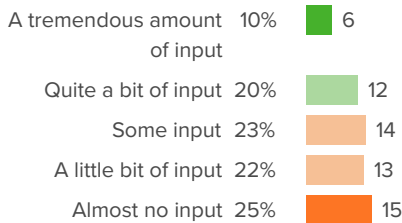
▼ **8** from last survey Favorable: **21%**

Q.2: How helpful are your colleagues' ideas for improving your work?



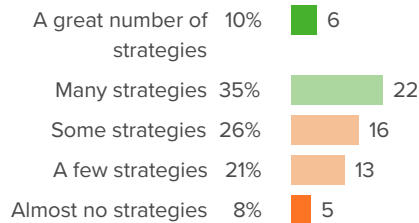
▼ **9** from last survey Favorable: **50%**

Q.3: How much input do you have into individualizing your own professional development opportunities?



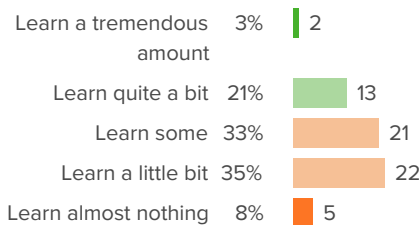
▼ **9** from last survey Favorable: **30%**

Q.4: Through working at your school, how many new strategies for your job have you learned?



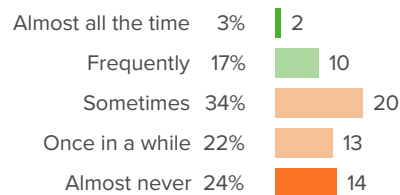
▲ **4** from last survey Favorable: **45%**

Q.5: Overall, how much do you learn from the leaders at your school?



▼ **6** from last survey Favorable: **24%**

Q.6: How often do your professional development opportunities help you explore new ideas?



▼ **9** from last survey Favorable: **20%**

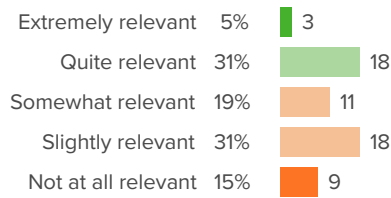


CENTRAL

"Spring 2024 District 86 Social-Emotional Learning: Adult Measures Survey for Teachers and Staff - Spring 2024, Staff Survey"



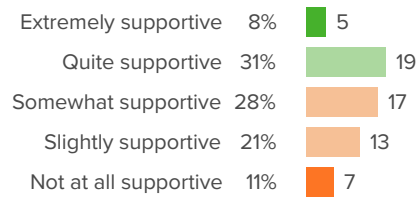
Q.7: How relevant have your professional development opportunities been to your work?



▲ 3 from last survey

Favorable: **36%**

Q.8: Overall, how supportive has the school been of your professional growth?



▼ 2 from last survey

Favorable: **39%**



Professional Learning About Equity

Your average

33%

65 responses

Change

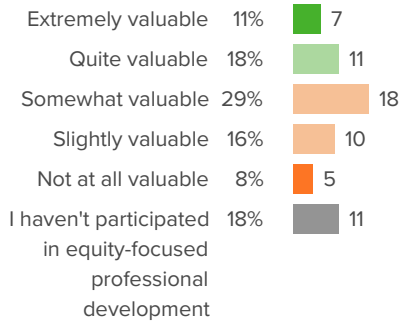
▼ 7

since last survey

District average: **42%** Hinsdale Township High School District 86 (IL)

How did people respond?

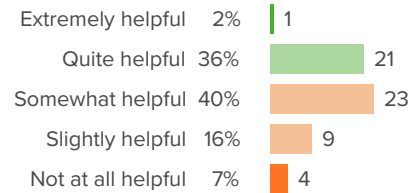
Q.1: At your school, how valuable are the equity-focused professional development opportunities?



▼ 7 from last survey

Favorable: **35%**

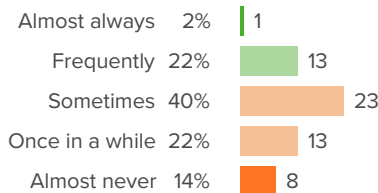
Q.2: When it comes to promoting culturally responsive practices, how helpful are your colleagues' ideas for improving your practice?



▼ 9 from last survey

Favorable: **38%**

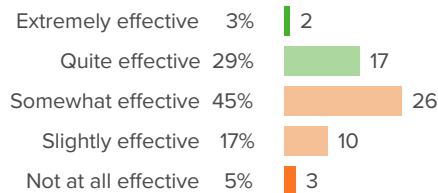
Q.3: How often do professional development opportunities help you explore new ways to promote equity in your practice?



▼ 12 from last survey

Favorable: **24%**

Q.4: Overall, how effective has your school administration been in helping you advance student equity?



▼ 2 from last survey

Favorable: **33%**



School Leadership

Your average

48%

65 responses

Change

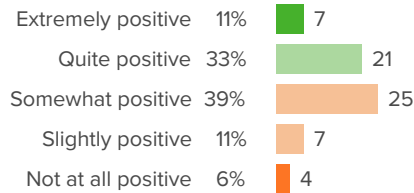
▼ 1

since last survey

District average: **53%** Hinsdale Township High School District 86 (IL)

How did people respond?

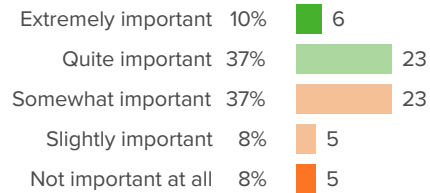
Q.1: How positive is the tone that school leaders set for the culture of the school?



▼ 18 from last survey

Favorable: **44%**

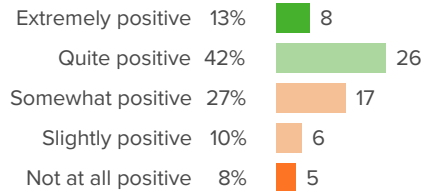
Q.2: For your school leaders, how important is staff satisfaction?



▼ 7 from last survey

Favorable: **47%**

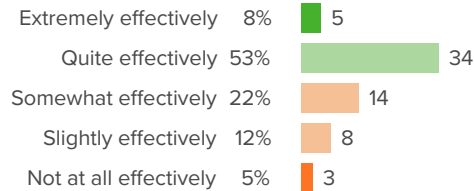
Q.3: Overall, how positive is the influence of the school leaders on the quality of your work?



▲ 3 from last survey

Favorable: **55%**

Q.4: How effectively do school leaders communicate important information to staff?

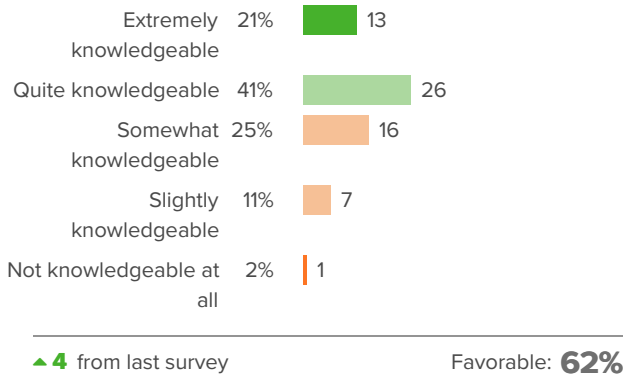


▲ 12 from last survey

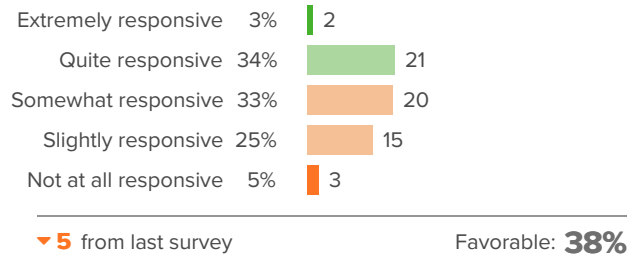
Favorable: **61%**



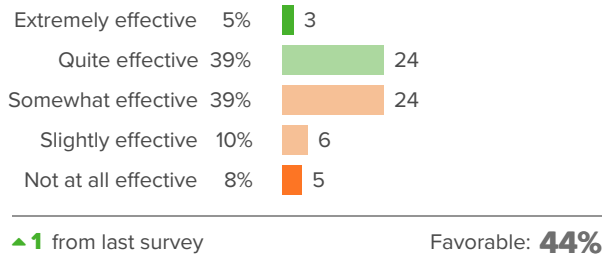
Q.5: How knowledgeable are your school leaders about what is going on in the school?



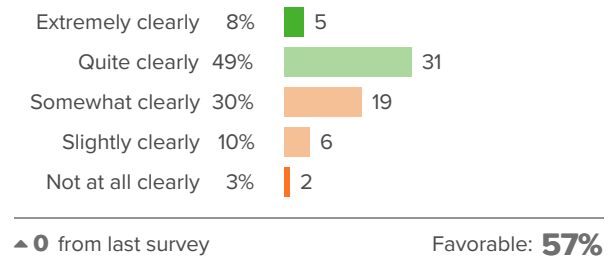
Q.6: How responsive are school leaders to your feedback?



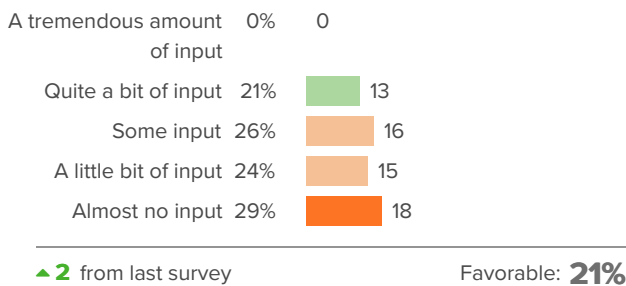
Q.7: How effective are the school leaders at developing rules for students that facilitate their learning?



Q.8: How clearly do your school leaders identify their goals for the staff?



Q.9: When the school makes important decisions, how much input do staff have?





Staff-Leadership Relationships

Your average

61%

65 responses

Change

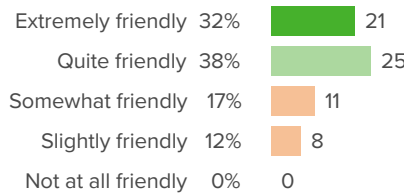
▲ 2

since last survey

District average: **64%** Hinsdale Township High School District 86 (IL)

How did people respond?

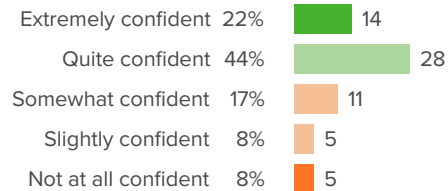
Q.1: How friendly are your school leaders toward you?



▼ 7 from last survey

Favorable: **71%**

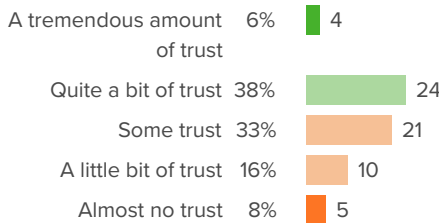
Q.2: How confident are you that your school leaders have the best interests of the school in mind?



▼ 2 from last survey

Favorable: **67%**

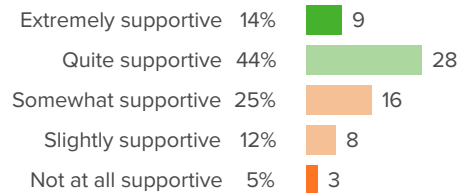
Q.3: How much trust exists between school leaders and staff?



▲ 3 from last survey

Favorable: **44%**

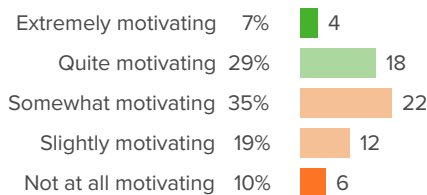
Q.4: When you face challenges at work, how supportive are your school leaders?



▲ 4 from last survey

Favorable: **58%**

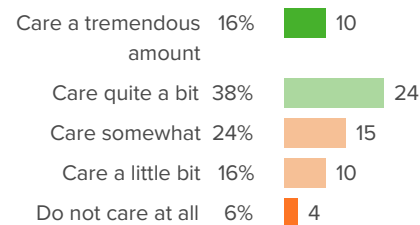
Q.5: At your school, how motivating do you find working with the leadership team?



▼ 4 from last survey

Favorable: **35%**

Q.6: How much do your school leaders care about you as an individual?

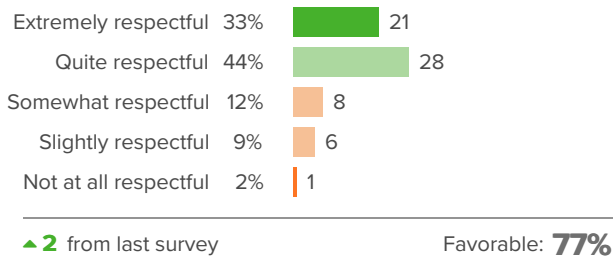


▼ 1 from last survey

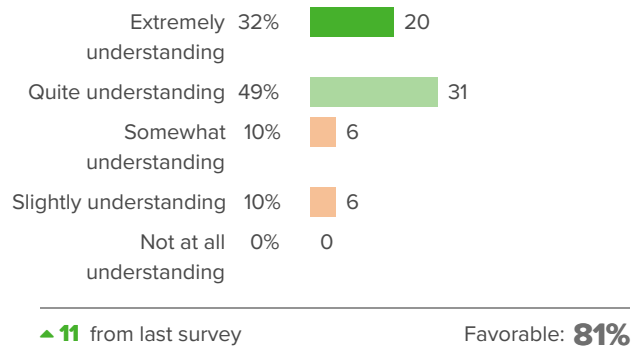
Favorable: **54%**



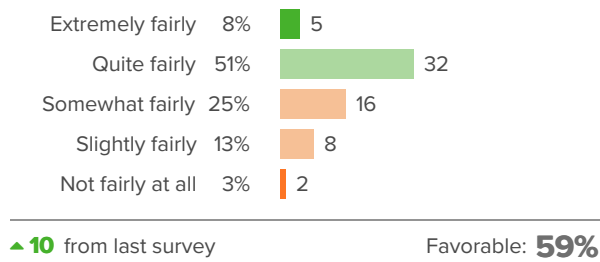
Q.7: How respectful are your school leaders toward you?



Q.8: When challenges arise in your personal life, how understanding are your school leaders?



Q.9: How fairly does the school leadership treat the staff?





Well-being

Your average

69%

65 responses

Change

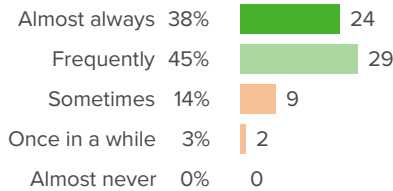
▼ 2

since last survey

District average: **71%** Hinsdale Township High School District 86 (IL)

How did people respond?

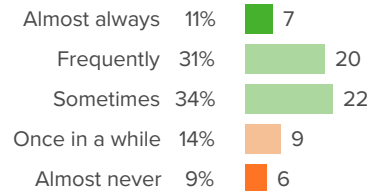
Q.1: During the past week, how often did you feel engaged at work?



▲ 2 from last survey

Favorable: **83%**

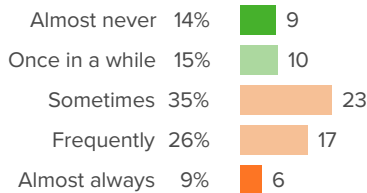
Q.2: During the past week, how often did you feel excited at work?



▼ 1 from last survey

Favorable: **77%**

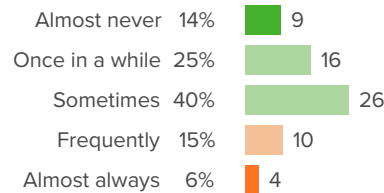
Q.3: During the past week, how often did you feel exhausted at work?



▼ 4 from last survey

Favorable: **29%**

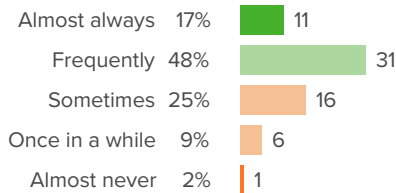
Q.4: During the past week, how often did you feel frustrated at work?



▼ 11 from last survey

Favorable: **78%**

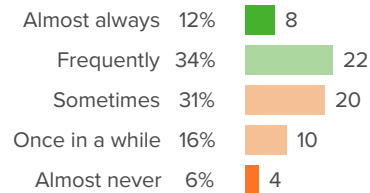
Q.5: During the past week, how often did you feel happy at work?



▼ 10 from last survey

Favorable: **65%**

Q.6: During the past week, how often did you feel hopeful at work?

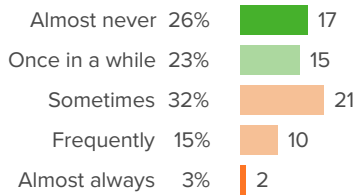


▼ 7 from last survey

Favorable: **47%**

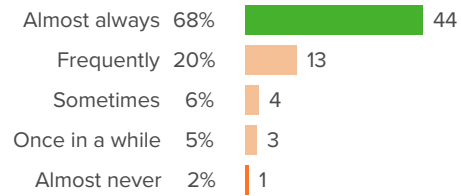


Q.7: During the past week, how often did you feel overwhelmed at work?



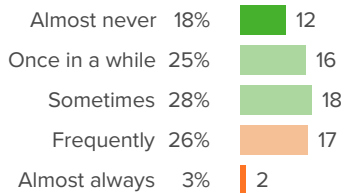
▲ 3 from last survey Favorable: **49%**

Q.8: During the past week, how often did you feel safe at work?



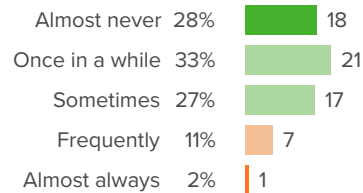
▲ 11 from last survey Favorable: **68%**

Q.9: During the past week, how often did you feel stressed out at work?



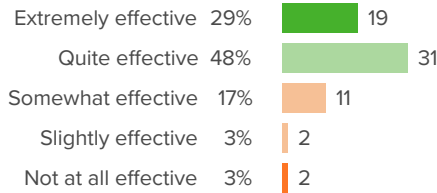
▼ 7 from last survey Favorable: **71%**

Q.10: During the past week, how often did you feel worried at work?



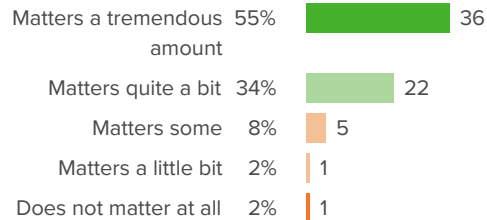
▲ 0 from last survey Favorable: **88%**

Q.11: How effective do you feel at your job right now?



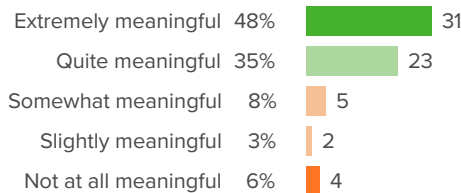
▲ 2 from last survey Favorable: **77%**

Q.12: How much does your work matter to you?



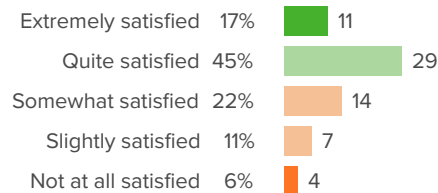
▼ 4 from last survey Favorable: **89%**

Q.13: How meaningful for you is the work that you do?



▼ 3 from last survey Favorable: **83%**

Q.14: Overall, how satisfied are you with your job right now?



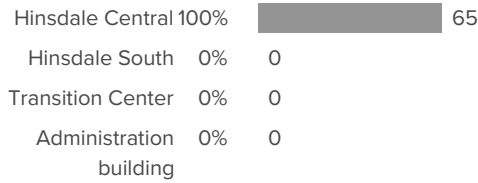
▲ 4 from last survey Favorable: **62%**



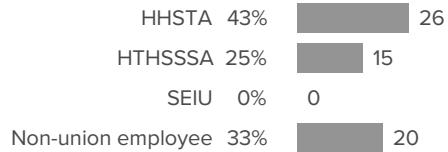
Background Questions

How did people respond?

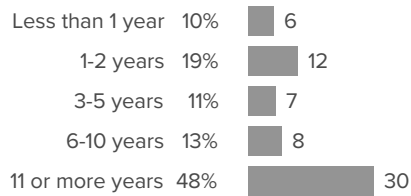
Q.1: What building are you assigned to?



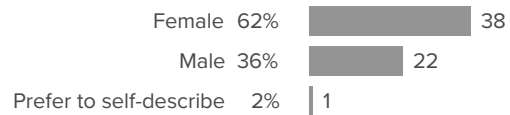
Q.2: Which employee group do you belong to?



Q.3: How many years have you worked in District 86?



Q.4: What is your gender?



Q.5: What is your race or ethnicity?

