



# Hinsdale Central High School

Grades 6-12  
Spring 2024



Report created by  
Panorama Education



# Summary

Topic Description	Results	Comparison
<p><b>School Belonging</b></p> <p>How much students feel that they are valued members of the school community.</p>	<p><b>49%</b></p> <p>0</p> <p>since last survey</p>	<p><b>48%</b> Hinsdale Township High School District 86 (IL)</p>
<p><b>School Climate</b></p> <p>Perceptions of the overall social and learning climate of the school.</p>	<p><b>62%</b></p> <p>▲ 3</p> <p>since last survey</p>	<p><b>61%</b> Hinsdale Township High School District 86 (IL)</p>
<p><b>School Engagement</b></p> <p>How attentive and invested students are in school.</p>	<p><b>28%</b></p> <p>0</p> <p>since last survey</p>	<p><b>29%</b> Hinsdale Township High School District 86 (IL)</p>
<p><b>School Mindset</b></p> <p>Perceptions of whether students have the potential to change those factors that are central to their performance in school.</p>	<p><b>58%</b></p> <p>0</p> <p>since last survey</p>	<p><b>57%</b> Hinsdale Township High School District 86 (IL)</p>
<p><b>School Teacher-Student Relationships</b></p> <p>How strong the social connection is between teachers and students within and beyond the school.</p>	<p><b>57%</b></p> <p>▲ 3</p> <p>since last survey</p>	<p><b>56%</b> Hinsdale Township High School District 86 (IL)</p>

1,833 responses



# School Belonging

Your average

**49%**

1,833 responses

Change

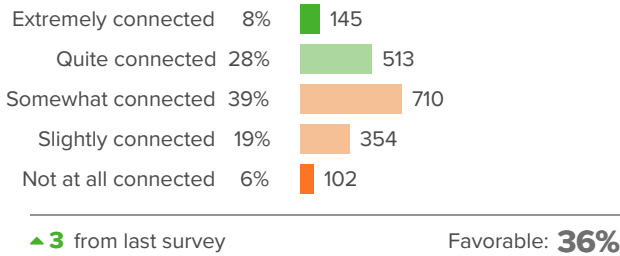
**0**

since last survey

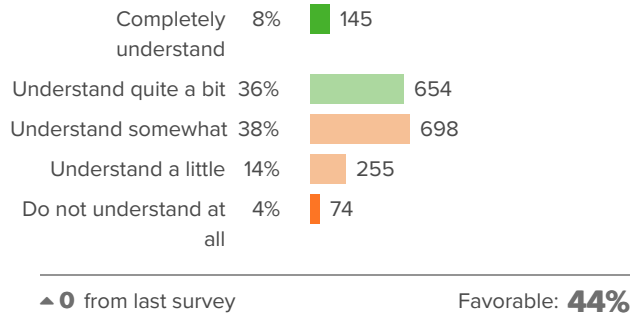
District average: **48%** Hinsdale Township High School District 86 (IL)

## How did people respond?

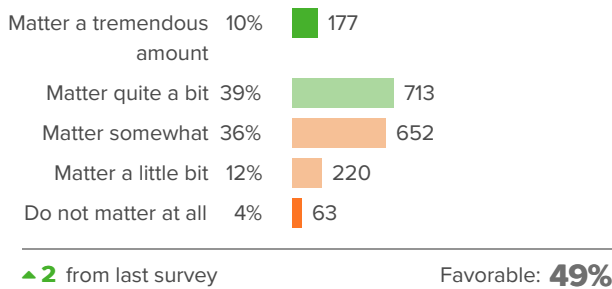
### Q.1: How connected do you feel to the adults at your school?



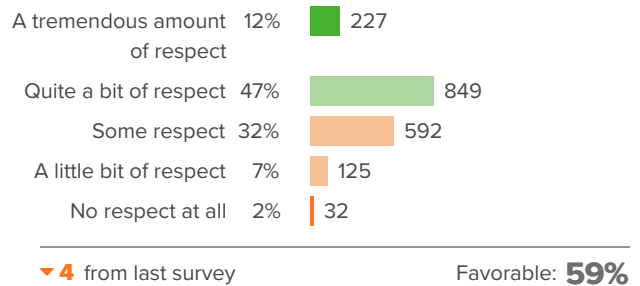
### Q.2: How well do people at your school understand you as a person?



### Q.3: How much do you matter to others at this school?

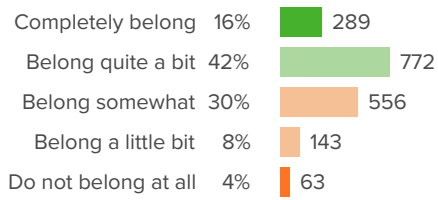


### Q.4: How much respect do students in your school show you?





**Q.5: Overall, how much do you feel like you belong at your school?**



▼ 2 from last survey

Favorable: **58%**



# School Climate

Your average

**62%**

1,833 responses

Change

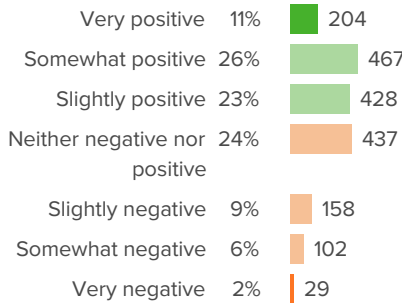
**▲ 3**

since last survey

District average: **61%** Hinsdale Township High School District 86 (IL)

## How did people respond?

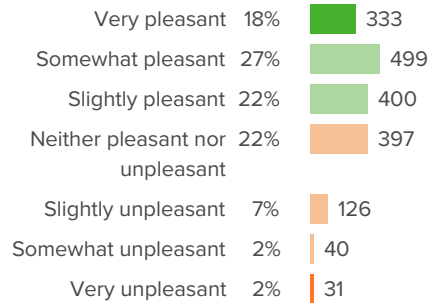
### Q.1: How positive or negative is the energy of the school?



▲ 2 from last survey

Favorable: **60%**

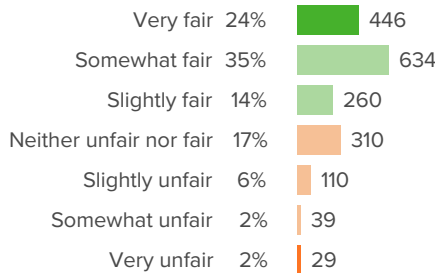
### Q.2: How pleasant or unpleasant is the physical space at your school?



▲ 5 from last survey

Favorable: **67%**

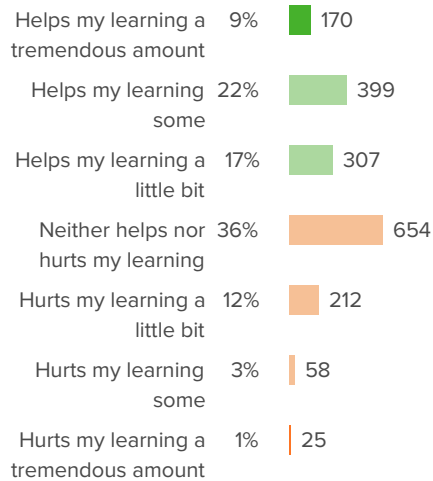
### Q.3: How fair or unfair are the rules for the students at this school?



▲ 4 from last survey

Favorable: **73%**

### Q.4: At your school, how much does the behavior of other students hurt or help your learning?

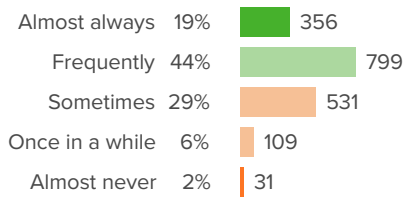


▲ 2 from last survey

Favorable: **48%**



**Q.5: How often do your teachers seem excited to be teaching your classes?**



▲ 5 from last survey

Favorable: **63%**



# School Engagement

Your average

**28%**

1,833 responses

Change

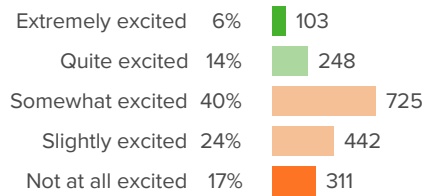
**0**

since last survey

District average: **29%** Hinsdale Township High School District 86 (IL)

## How did people respond?

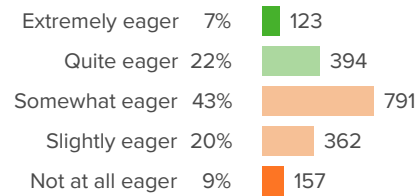
### Q.1: How excited are you about going to your classes?



▼ **3** from last survey

Favorable: **19%**

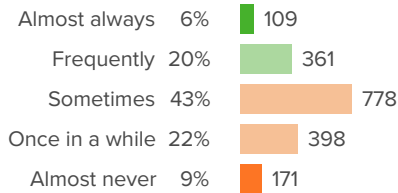
### Q.2: In your classes, how eager are you to participate?



▲ **2** from last survey

Favorable: **28%**

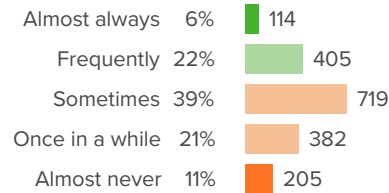
### Q.3: How often do you get so focused on activities in your classes that you lose track of time?



▼ **1** from last survey

Favorable: **26%**

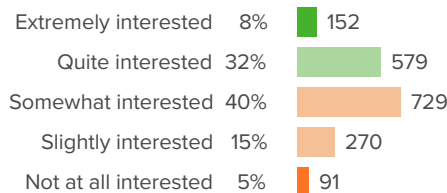
### Q.4: When you are not in school, how often do you talk about ideas from your classes?



▲ **0** from last survey

Favorable: **28%**

### Q.5: Overall, how interested are you in your classes?



▲ **1** from last survey

Favorable: **40%**



# School Mindset

Your average

**58%**

1,833 responses

Change

**0**

since last survey

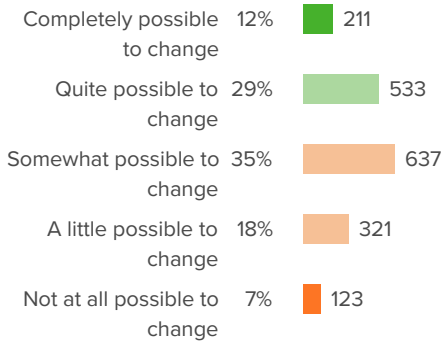
District average:

**57%**

Hinsdale Township High School  
District 86 (IL)

## How did people respond?

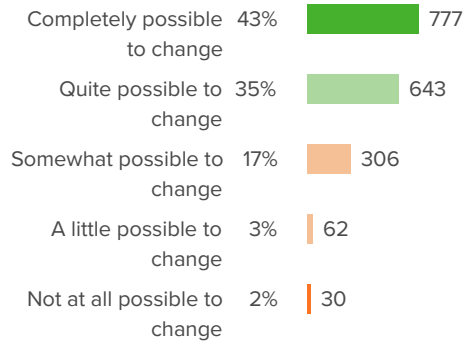
### Q.1: In school, how possible is it for you to change: Being talented



▲ 0 from last survey

Favorable: **41%**

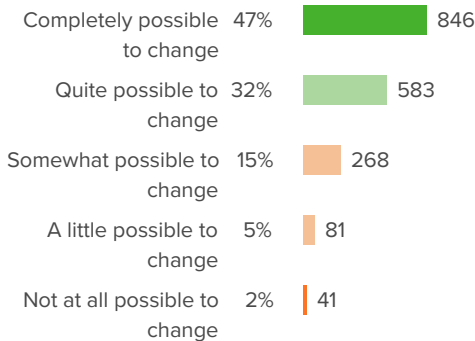
### Q.2: In school, how possible is it for you to change: Putting forth a lot of effort



▲ 1 from last survey

Favorable: **78%**

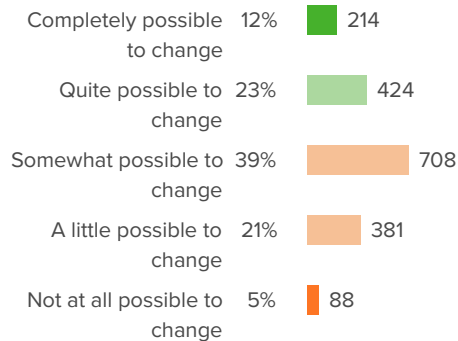
### Q.3: In school, how possible is it for you to change: Behaving well in class



▲ 0 from last survey

Favorable: **79%**

### Q.4: In school, how possible is it for you to change: Liking the subjects you are studying



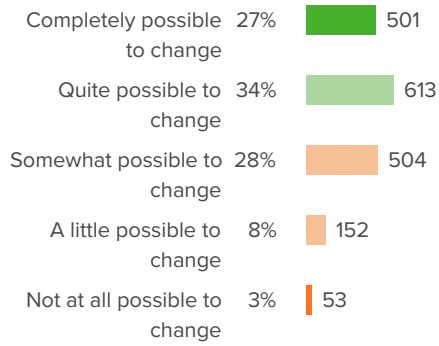
▼ 1 from last survey

Favorable: **35%**





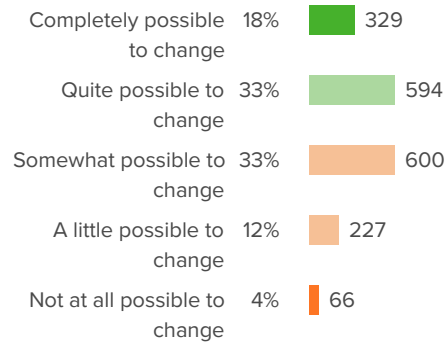
**Q.5: In school, how possible is it for you to change:  
How easily you give up**



▼ **3** from last survey

Favorable: **61%**

**Q.6: In school, how possible is it for you to change:  
Your level of intelligence**



▲ **0** from last survey

Favorable: **51%**



# School Teacher-Student Relationships

Your average

**57%**

1,833 responses

Change

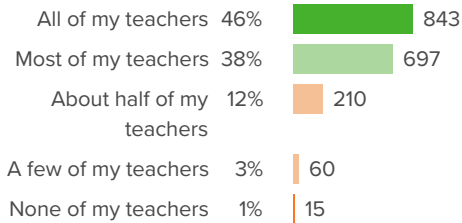
**▲ 3**

since last survey

District average: **56%** Hinsdale Township High School District 86 (IL)

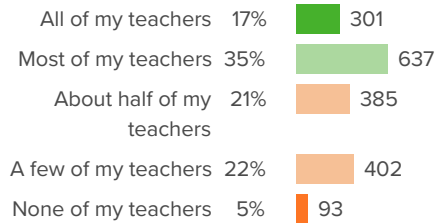
## How did people respond?

### Q.1: How many of your teachers are respectful toward you?



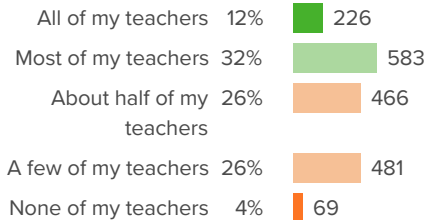
▼ 1 from last survey Favorable: **84%**

### Q.2: If you walked into class upset, how many of your teachers would be concerned?



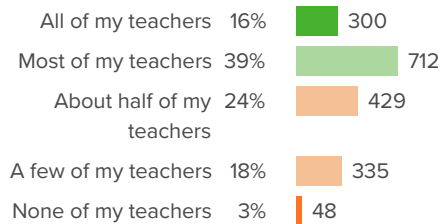
▲ 4 from last survey Favorable: **52%**

### Q.3: If you came back to visit class three years from now, how many of your teachers would be excited to see you?



▲ 3 from last survey Favorable: **44%**

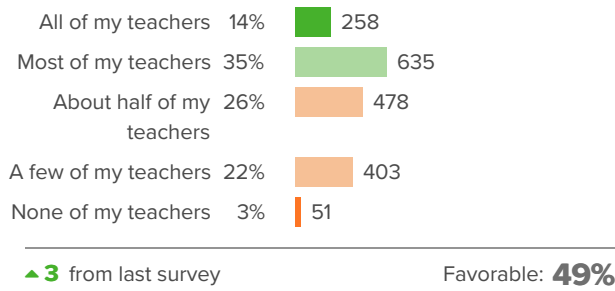
### Q.4: When your teachers ask how you are doing, how many of them are really interested in your answer?



▲ 5 from last survey Favorable: **55%**



**Q.5: How many of your teachers would you be excited to have again in the future?**





# Background Questions

## How did people respond?

### Q.1: What school do you attend?

Hinsdale Central	99%	1813
Hinsdale South	0%	2
Transition Center	1%	12

### Q.2: What grade are you in?

7th grade	0%	1
8th grade	0%	1
9th grade	28%	515
10th grade	26%	467
11th grade	25%	460
12th grade	20%	364
12th grade +	1%	21

### Q.3: What is your gender?

Male	49%	899
Female	49%	892
Prefer to self-describe	2%	31

### Q.4: What is your race or ethnicity?

American Indian or Alaska Native	1%	12
Asian	23%	419
Black or African American	2%	40
Hispanic or Latino	6%	116
Native Hawaiian or Other Pacific Islander	0%	1
White	56%	1013
Two or More Races/Ethnicities	8%	149
Other	4%	72



**Q.5: Please indicate the primary language spoken in your home. (Please indicate only one).**

