



Hinsdale Township High School District 86 (IL)

Teacher Survey
Spring 2024



Report created by
Panorama Education



Summary

Topic Description	Results	Benchmark
<p>Feedback and Coaching</p> <p>Perceptions of the amount and quality of feedback faculty and staff receive.</p>	<p>41%</p> <p>▲4 since last survey</p>	<p>20th - 39th percentile compared to others nationally</p>
<p>Professional Learning</p> <p>Perceptions of the amount and quality of professional growth and learning opportunities available to faculty and staff.</p>	<p>52%</p> <p>▼1 since last survey</p>	<p>40th - 59th percentile compared to others nationally</p>
<p>Professional Learning About Equity</p> <p>Perceptions of the quantity and quality of equity-focused professional learning opportunities available to faculty and staff.</p>	<p>52%</p> <p>▲7 since last survey</p>	<p>60th - 79th percentile compared to others nationally</p>
<p>School Leadership</p> <p>Perceptions of the school leadership's effectiveness.</p>	<p>41%</p> <p>0 since last survey</p>	<p>0th - 19th percentile compared to others nationally</p>
<p>Staff-Leadership Relationships</p> <p>Perceptions of faculty and staff relationships with school leaders.</p>	<p>56%</p> <p>▼2 since last survey</p>	
<p>Teaching Efficacy</p> <p>Faculty perceptions of their professional strengths and areas for growth.</p>	<p>81%</p> <p>▲1 since last survey</p>	<p>60th - 79th percentile compared to others nationally</p>
<p>Well-being</p> <p>Faculty and staff perceptions of their own professional well-being.</p>	<p>62%</p> <p>▲2 since last survey</p>	<p>40th - 59th percentile compared to others nationally</p>

169 responses



Feedback and Coaching

Your average

41%

169 responses

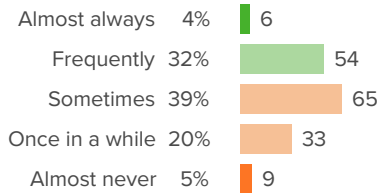
Change

▲ 4

since last survey

How did people respond?

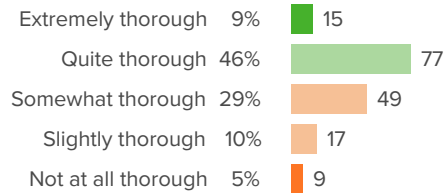
Q.1: How often do you receive feedback on your teaching?



▲ 6 from last survey

Favorable: **36%**

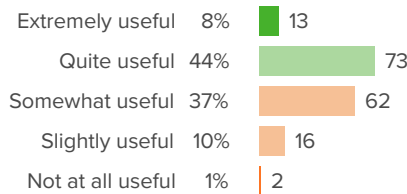
Q.2: At your school, how thorough is the feedback you receive in covering all aspects of your role as a teacher?



▲ 8 from last survey

Favorable: **55%**

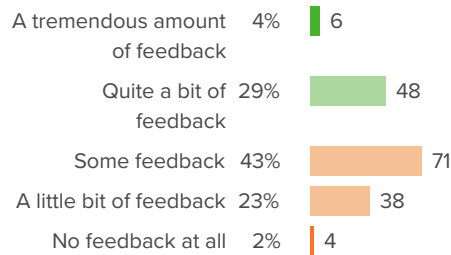
Q.3: How useful do you find the feedback you receive on your teaching?



▲ 1 from last survey

Favorable: **52%**

Q.4: How much feedback do you receive on your teaching?



▲ 3 from last survey

Favorable: **32%**

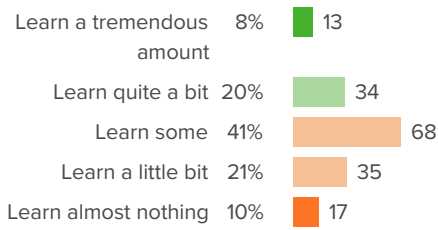


Hinsdale Township High School District 86 (IL)

"Spring 2024 District 86 Social-Emotional Learning: Adult Measures Survey for Teachers and Staff - Spring 2024, Teacher Survey"



Q.5: How much do you learn from the teacher evaluation processes at your school?



▼ 1 from last survey

Favorable: **28%**



Professional Learning

Your average

52%

169 responses

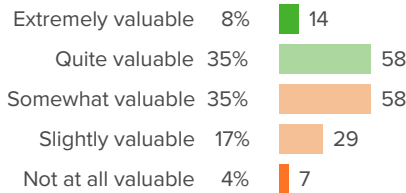
Change

▼ 1

since last survey

How did people respond?

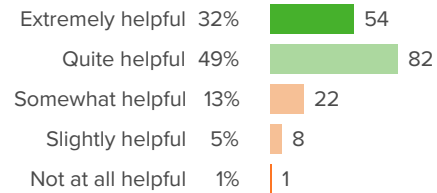
Q.1: At your school, how valuable are the available professional development opportunities?



▲ 1 from last survey

Favorable: **43%**

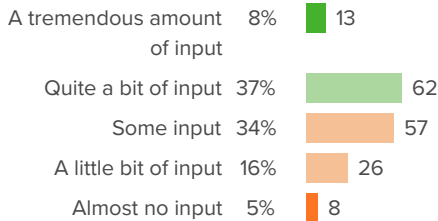
Q.2: How helpful are your colleagues' ideas for improving your teaching?



▲ 0 from last survey

Favorable: **81%**

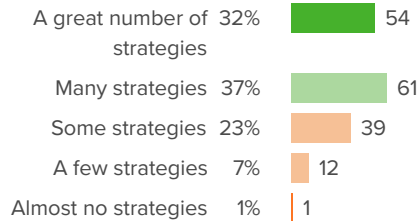
Q.3: How much input do you have into individualizing your own professional development opportunities?



▲ 0 from last survey

Favorable: **45%**

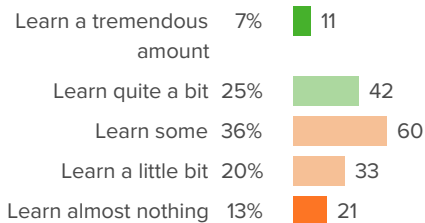
Q.4: Through working at your school, how many new teaching strategies have you learned?



▼ 5 from last survey

Favorable: **69%**

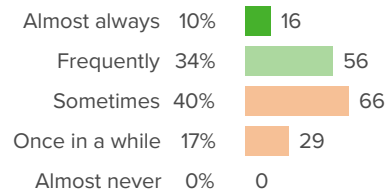
Q.5: Overall, how much do you learn about teaching from the leaders at your school?



▼ 3 from last survey

Favorable: **32%**

Q.6: How often do your professional development opportunities help you explore new ideas?



▼ 5 from last survey

Favorable: **43%**

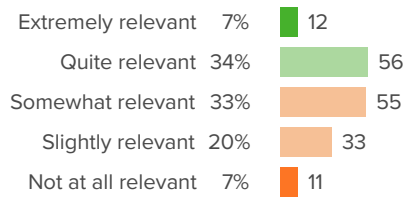


Hinsdale Township High School District 86 (IL)

"Spring 2024 District 86 Social-Emotional Learning: Adult Measures Survey for Teachers and Staff - Spring 2024, Teacher Survey"



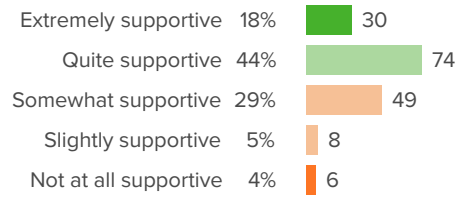
Q.7: How relevant have your professional development opportunities been to the content that you teach?



▼ 1 from last survey

Favorable: **41%**

Q.8: Overall, how supportive has the school been of your growth as a teacher?



▲ 2 from last survey

Favorable: **62%**



Professional Learning About Equity

Your average

52%

169 responses

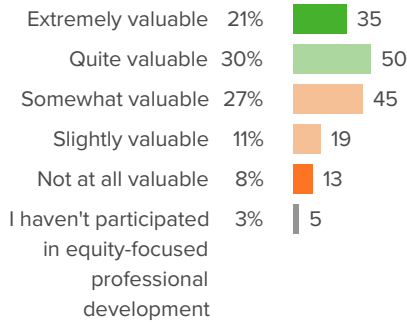
Change

▲ 7

since last survey

How did people respond?

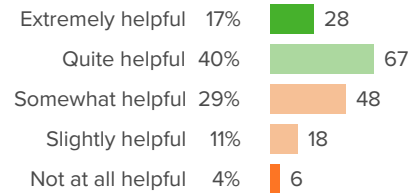
Q.1: At your school, how valuable are the equity-focused professional development opportunities?



▲ 3 from last survey

Favorable: 52%

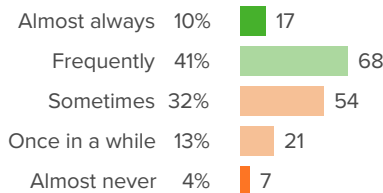
Q.2: When it comes to promoting culturally responsive practices, how helpful are your colleagues' ideas for improving your practice?



▲ 5 from last survey

Favorable: 57%

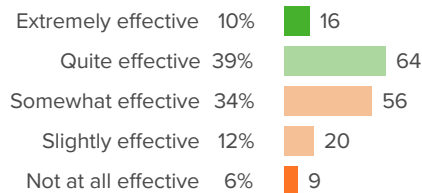
Q.3: How often do professional development opportunities help you explore new ways to promote equity in your practice?



▲ 8 from last survey

Favorable: 51%

Q.4: Overall, how effective has your school administration been in helping you advance student equity?



▲ 12 from last survey

Favorable: 48%



School Leadership

Your average

41%

169 responses

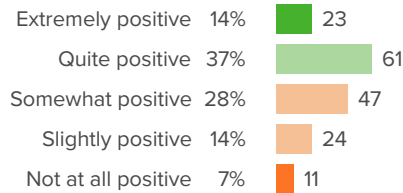
Change

0

since last survey

How did people respond?

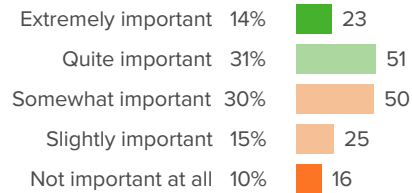
Q.1: How positive is the tone that school leaders set for the culture of the school?



▼ 4 from last survey

Favorable: **51%**

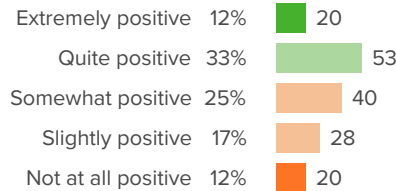
Q.2: For your school leaders, how important is teacher satisfaction?



▲ 5 from last survey

Favorable: **45%**

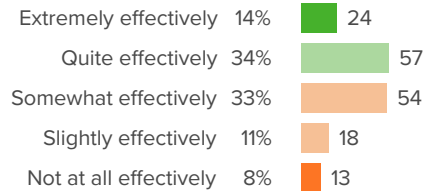
Q.3: Overall, how positive is the influence of the school leaders on the quality of your teaching?



▲ 0 from last survey

Favorable: **45%**

Q.4: How effectively do school leaders communicate important information to teachers?

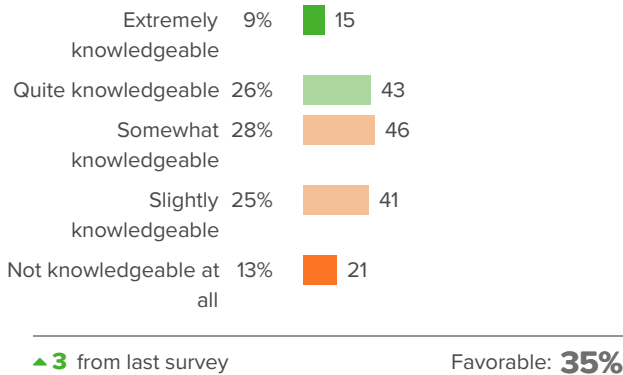


▼ 4 from last survey

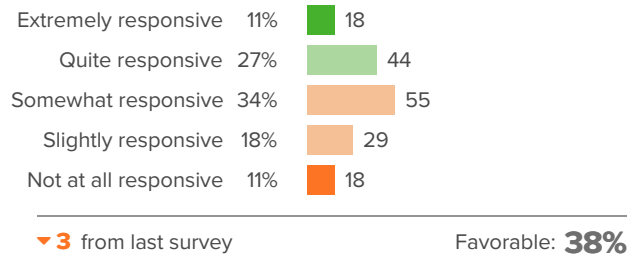
Favorable: **49%**



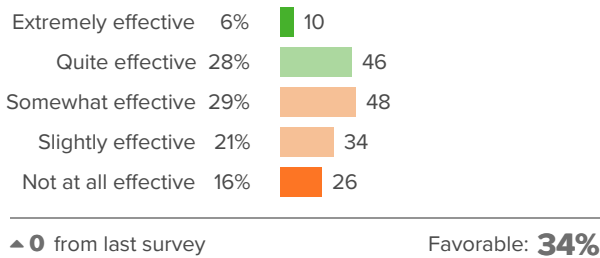
Q.5: How knowledgeable are your school leaders about what is going on in teachers' classrooms?



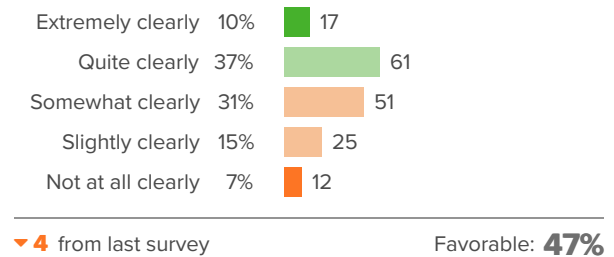
Q.6: How responsive are school leaders to your feedback?



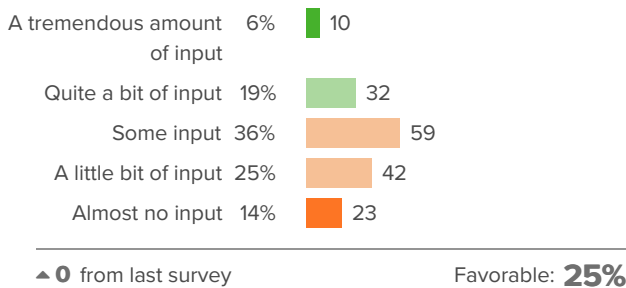
Q.7: How effective are the school leaders at developing rules for students that facilitate their learning?



Q.8: How clearly do your school leaders identify their goals for teachers?



Q.9: When the school makes important decisions, how much input do teachers have?





Staff-Leadership Relationships

Your average

56%

169 responses

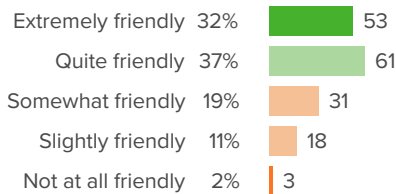
Change

▼ 2

since last survey

How did people respond?

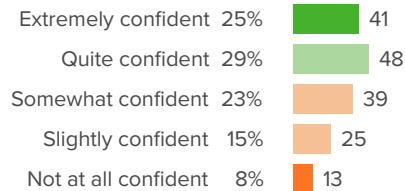
Q.1: How friendly are your school leaders toward you?



▲ 0 from last survey

Favorable: **69%**

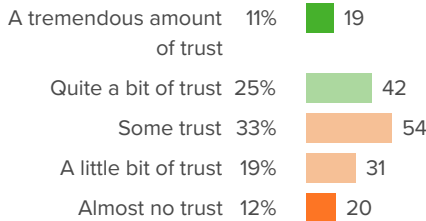
Q.2: How confident are you that your school leaders have the best interests of the school in mind?



▼ 6 from last survey

Favorable: **54%**


Q.3: How much trust exists between school leaders and faculty?



▼ 2 from last survey

Favorable: **37%**

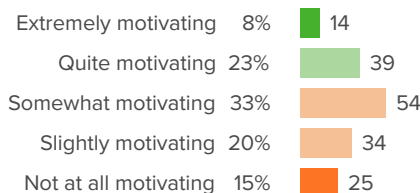
Q.4: When you face challenges at work, how supportive are your school leaders?



▼ 7 from last survey

Favorable: **49%**

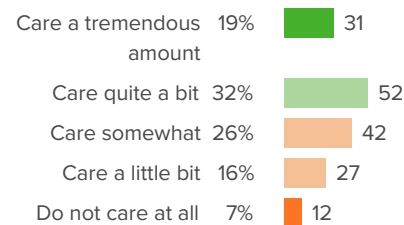
Q.5: At your school, how motivating do you find working with the leadership team?



▼ 3 from last survey

Favorable: **32%**

Q.6: How much do your school leaders care about you as an individual?



▼ 1 from last survey

Favorable: **51%**

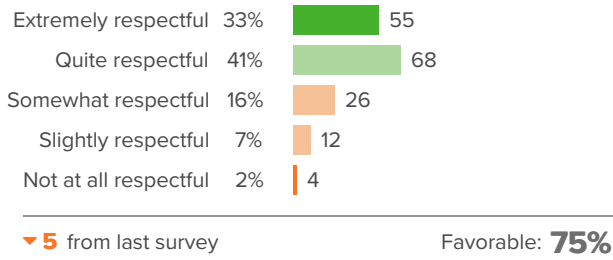


Hinsdale Township High School District 86 (IL)

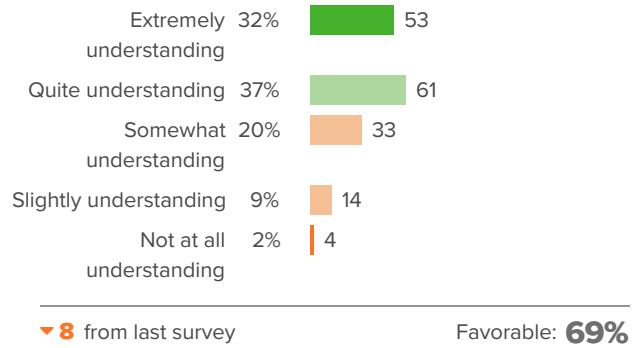
"Spring 2024 District 86 Social-Emotional Learning: Adult Measures Survey for Teachers and Staff - Spring 2024, Teacher Survey"



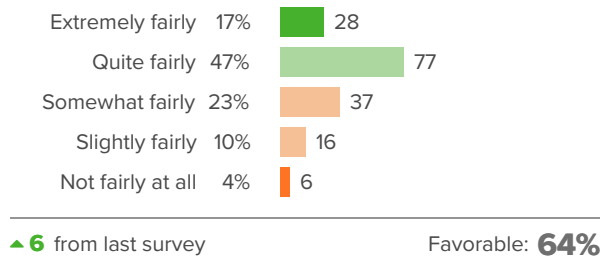
Q.7: How respectful are your school leaders toward you?



Q.8: When challenges arise in your personal life, how understanding are your school leaders?



Q.9: How fairly does the school leadership treat the faculty?





Teaching Efficacy

Your average

81%

169 responses

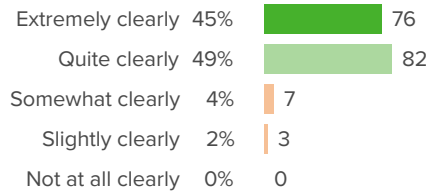
Change

▲ 1

since last survey

How did people respond?

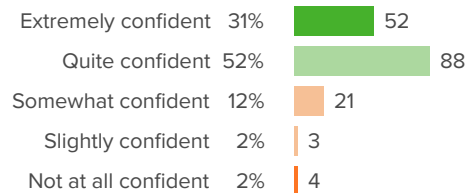
Q.1: How clearly can you explain the most complicated content to your students?



▲ 0 from last survey

Favorable: **94%**

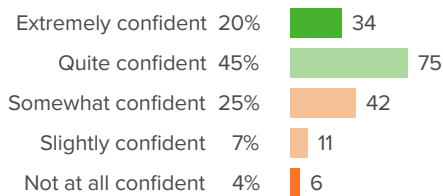
Q.2: How confident are you that you can move through material at a pace that works well for each of your students?



▲ 2 from last survey

Favorable: **83%**

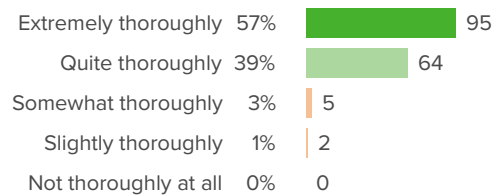
Q.3: How confident are you that you can help your school's most challenging students to learn?



▲ 0 from last survey

Favorable: **65%**

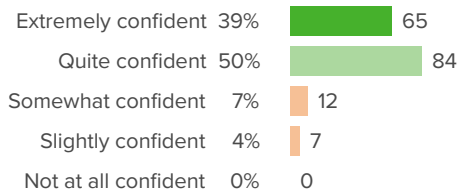
Q.4: How thoroughly do you feel that you know all the content you need to teach?



▲ 4 from last survey

Favorable: **96%**

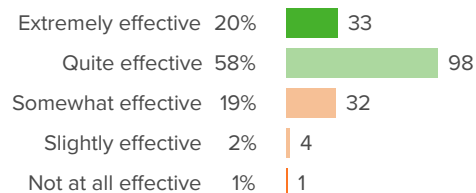
Q.5: If a parent were upset about something in your class, how confident are you that you could have a productive conversation with this parent?



▲ 1 from last survey

Favorable: **89%**

Q.6: How effective do you think you are at managing particularly disruptive classes?



▲ 5 from last survey

Favorable: **78%**

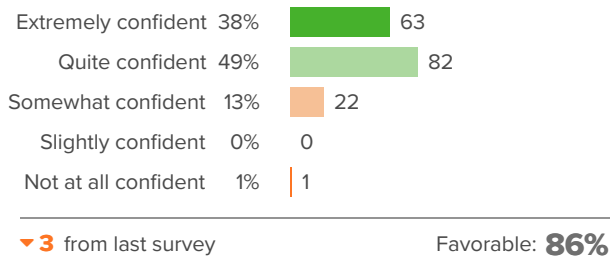


Hinsdale Township High School District 86 (IL)

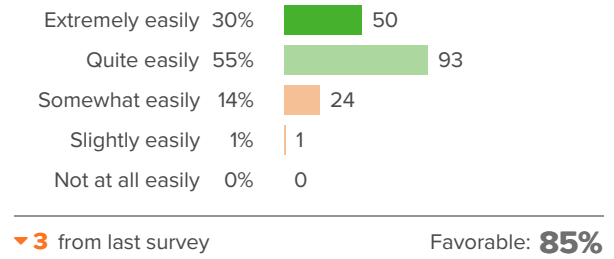
"Spring 2024 District 86 Social-Emotional Learning: Adult Measures Survey for Teachers and Staff - Spring 2024, Teacher Survey"



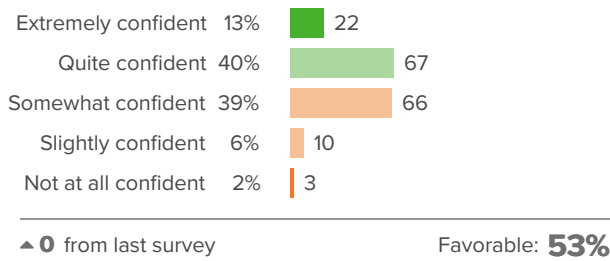
Q.7: How confident are you that you can meet the learning needs of your most advanced students?



Q.8: When one of your teaching strategies fails to work for a group of students, how easily can you think of another approach to try?



Q.9: How confident are you that you can engage students who typically are not motivated?





Well-being

Your average

62%

169 responses

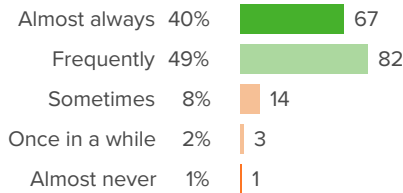
Change

▲ 2

since last survey

How did people respond?

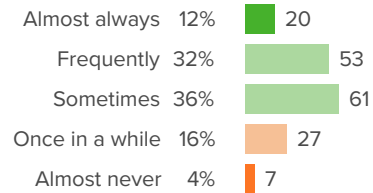
Q.1: During the past week, how often did you feel engaged at work?



▲ 1 from last survey

Favorable: **89%**

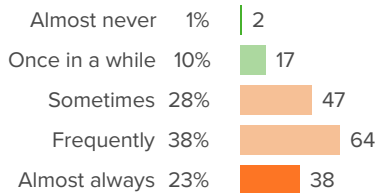
Q.2: During the past week, how often did you feel excited at work?



▼ 5 from last survey

Favorable: **80%**

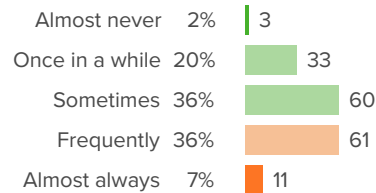
Q.3: During the past week, how often did you feel exhausted at work?



▲ 2 from last survey

Favorable: **11%**

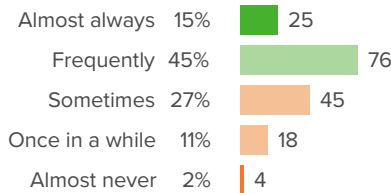
Q.4: During the past week, how often did you feel frustrated at work?



▲ 0 from last survey

Favorable: **57%**

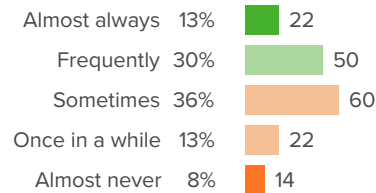
Q.5: During the past week, how often did you feel happy at work?



▲ 2 from last survey

Favorable: **60%**

Q.6: During the past week, how often did you feel hopeful at work?

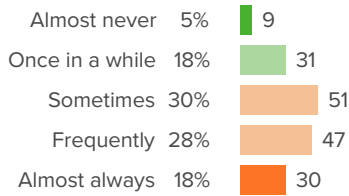


▲ 0 from last survey

Favorable: **43%**

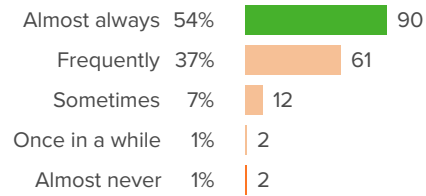


Q.7: During the past week, how often did you feel overwhelmed at work?



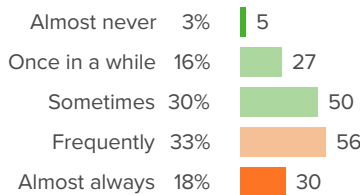
▲ 9 from last survey Favorable: **24%**

Q.8: During the past week, how often did you feel safe at work?




▲ 4 from last survey Favorable: **54%**

Q.9: During the past week, how often did you feel stressed out at work?



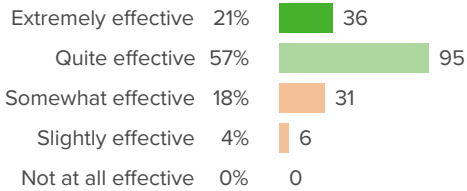
▲ 4 from last survey Favorable: **49%**

Q.10: During the past week, how often did you feel worried at work?



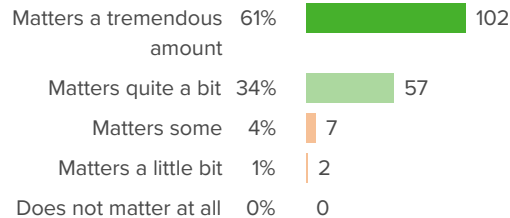
▲ 7 from last survey Favorable: **77%**

Q.11: How effective do you feel at your job right now?



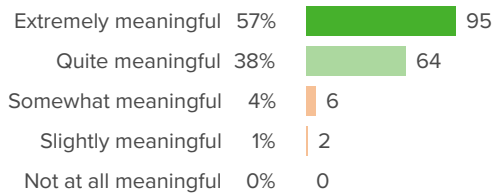
▲ 5 from last survey Favorable: **78%**

Q.12: How much does your work matter to you?



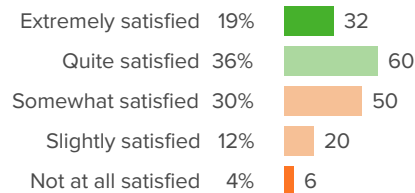
▼ 2 from last survey Favorable: **95%**

Q.13: How meaningful for you is the work that you do?



▲ 0 from last survey Favorable: **95%**

Q.14: Overall, how satisfied are you with your job right now?



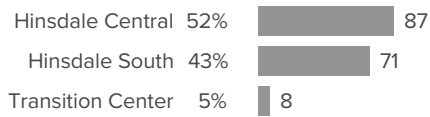
▼ 1 from last survey Favorable: **55%**



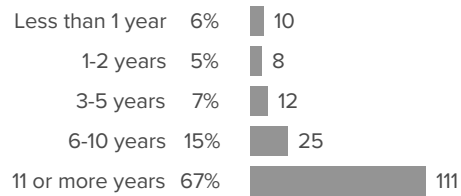
Background Questions

How did people respond?

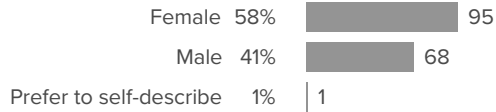
Q.1: What building are you assigned to?



Q.2: How many years have you worked in District 86?



Q.3: What is your gender?



Q.4: What is your race or ethnicity?

