



Hinsdale Township High School District 86 (IL)

Grades 6-12
Spring 2024



Report created by
Panorama Education



Summary

Topic Description	Results	Benchmark
<p>School Belonging</p> <p>How much students feel that they are valued members of the school community.</p>	<p>48%</p> <p>▲ 1 since last survey</p>	<p>20th - 39th percentile compared to others nationally</p>
<p>School Climate</p> <p>Perceptions of the overall social and learning climate of the school.</p>	<p>61%</p> <p>▲ 4 since last survey</p>	<p>20th - 39th percentile compared to others nationally</p>
<p>School Engagement</p> <p>How attentive and invested students are in school.</p>	<p>29%</p> <p>▲ 1 since last survey</p>	<p>0th - 19th percentile compared to others nationally</p>
<p>School Mindset</p> <p>Perceptions of whether students have the potential to change those factors that are central to their performance in school.</p>	<p>57%</p> <p>0 since last survey</p>	<p>60th - 79th percentile compared to others nationally</p>
<p>School Teacher-Student Relationships</p> <p>How strong the social connection is between teachers and students within and beyond the school.</p>	<p>56%</p> <p>▲ 2 since last survey</p>	

2,728 responses



School Belonging

Your average

48%

2,728 responses

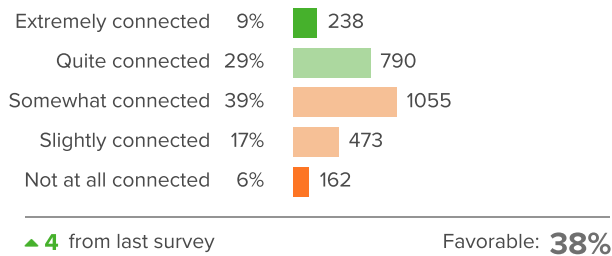
Change

▲ 1

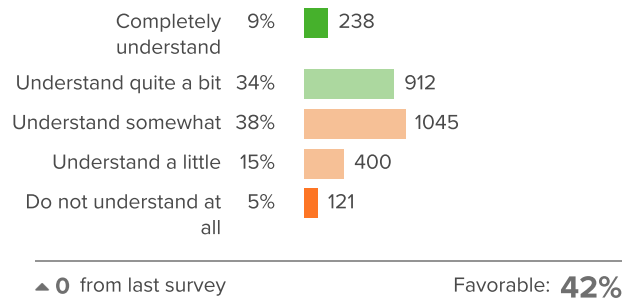
since last survey

How did people respond?

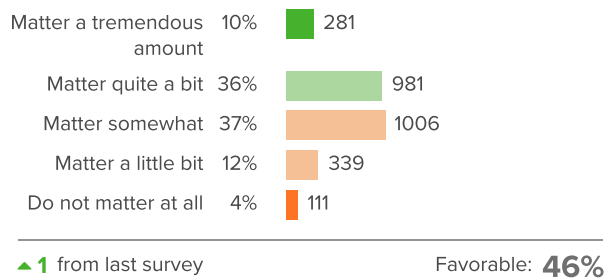
Q.1: How connected do you feel to the adults at your school?



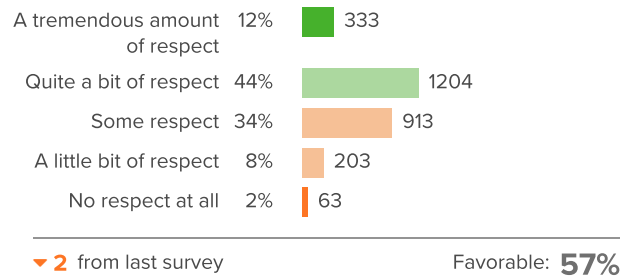
Q.2: How well do people at your school understand you as a person?



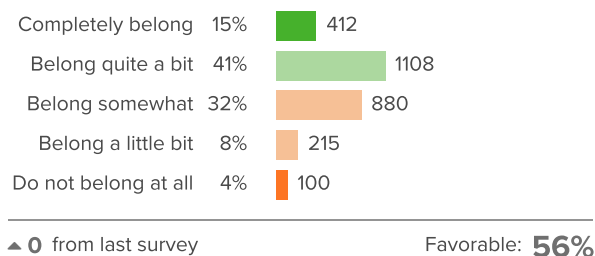
Q.3: How much do you matter to others at this school?



Q.4: How much respect do students in your school show you?



Q.5: Overall, how much do you feel like you belong at your school?





School Climate

Your average

61%

2,728 responses

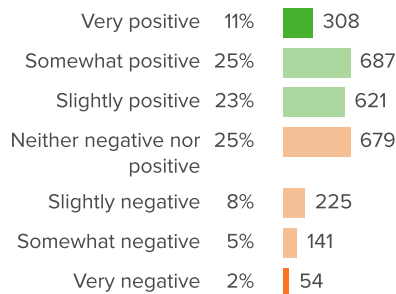
Change

▲ 4

since last survey

How did people respond?

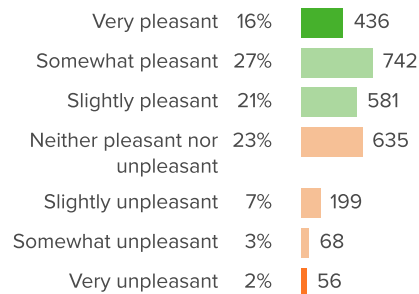
Q.1: How positive or negative is the energy of the school?



▲ 3 from last survey

Favorable: **60%**

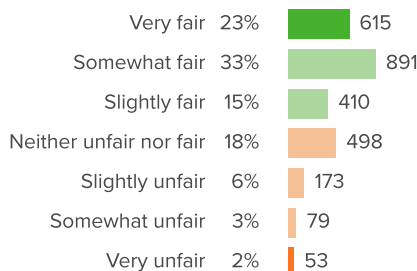
Q.2: How pleasant or unpleasant is the physical space at your school?



▲ 6 from last survey

Favorable: **65%**

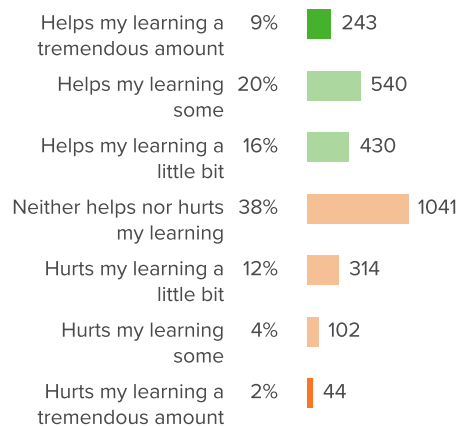
Q.3: How fair or unfair are the rules for the students at this school?



▲ 4 from last survey

Favorable: **70%**

Q.4: At your school, how much does the behavior of other students hurt or help your learning?

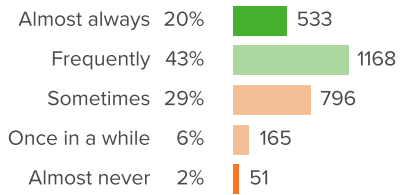


▲ 1 from last survey

Favorable: **45%**



Q.5: How often do your teachers seem excited to be teaching your classes?



▲ 5 from last survey

Favorable: **63%**



School Engagement

Your average

29%

2,728 responses

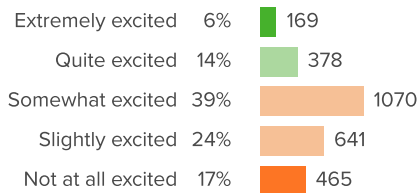
Change

▲ 1

since last survey

How did people respond?

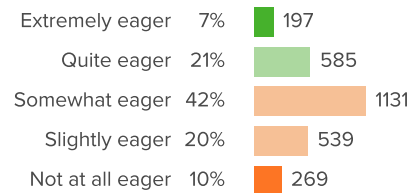
Q.1: How excited are you about going to your classes?



▼ 1 from last survey

Favorable: **20%**

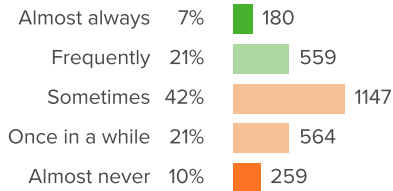
Q.2: In your classes, how eager are you to participate?



▲ 3 from last survey

Favorable: **29%**

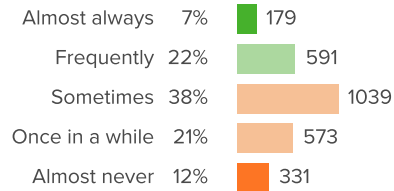
Q.3: How often do you get so focused on activities in your classes that you lose track of time?



▲ 0 from last survey

Favorable: **27%**

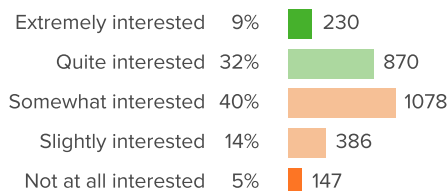
Q.4: When you are not in school, how often do you talk about ideas from your classes?



▲ 0 from last survey

Favorable: **28%**

Q.5: Overall, how interested are you in your classes?



▲ 3 from last survey

Favorable: **41%**



School Mindset

Your average

57%

2,728 responses

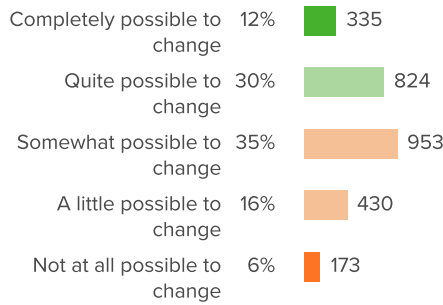
Change

0

since last survey

How did people respond?

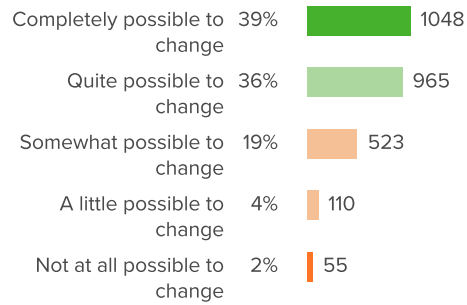
Q.1: In school, how possible is it for you to change: Being talented



▲ 1 from last survey

Favorable: **43%**

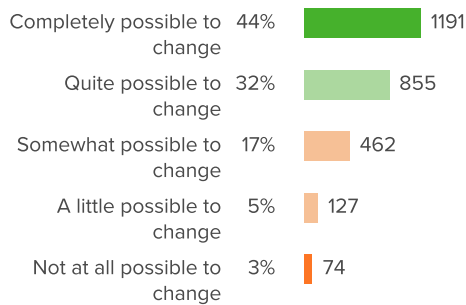
Q.2: In school, how possible is it for you to change: Putting forth a lot of effort



▲ 2 from last survey

Favorable: **75%**

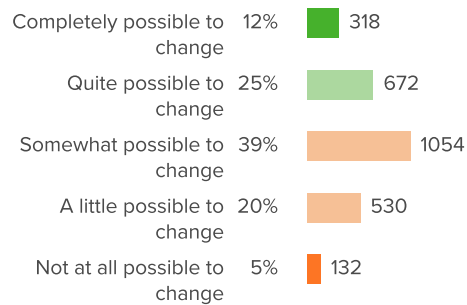
Q.3: In school, how possible is it for you to change: Behaving well in class



▲ 1 from last survey

Favorable: **76%**

Q.4: In school, how possible is it for you to change: Liking the subjects you are studying

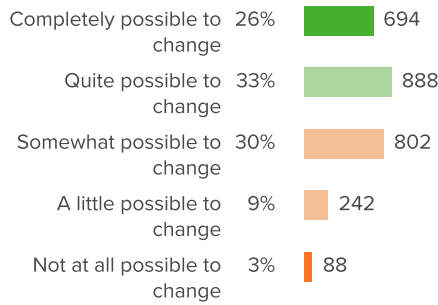


▼ 1 from last survey

Favorable: **37%**



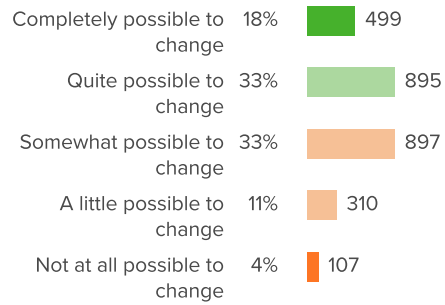
**Q.5: In school, how possible is it for you to change:
 How easily you give up**



▼ **2** from last survey

Favorable: **58%**

**Q.6: In school, how possible is it for you to change:
 Your level of intelligence**



▲ **0** from last survey

Favorable: **51%**



School Teacher-Student Relationships

Your average

56%

2,728 responses

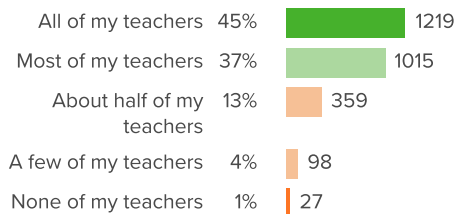
Change

▲ 2

since last survey

How did people respond?

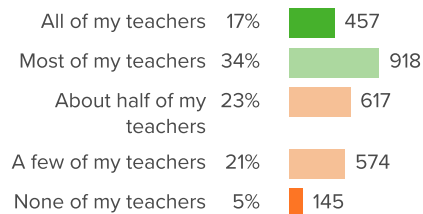
Q.1: How many of your teachers are respectful toward you?



▼ 1 from last survey

Favorable: **82%**

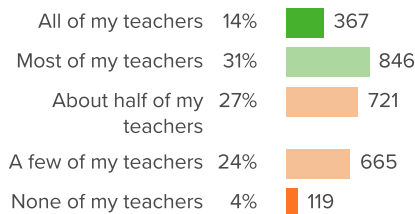
Q.2: If you walked into class upset, how many of your teachers would be concerned?



▲ 3 from last survey

Favorable: **51%**

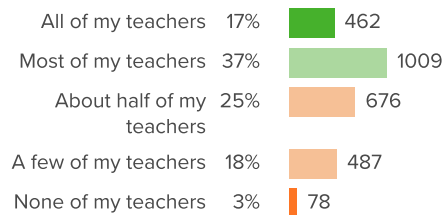
Q.3: If you came back to visit class three years from now, how many of your teachers would be excited to see you?



▲ 3 from last survey

Favorable: **45%**

Q.4: When your teachers ask how you are doing, how many of them are really interested in your answer?

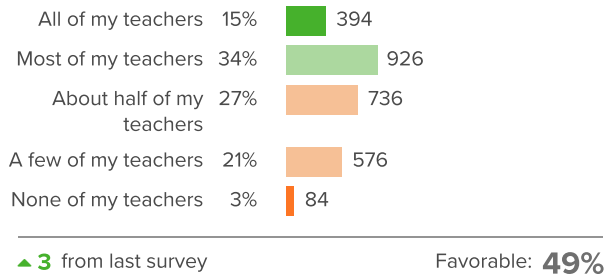


▲ 4 from last survey

Favorable: **54%**



Q.5: How many of your teachers would you be excited to have again in the future?

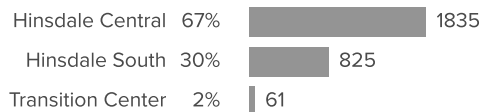




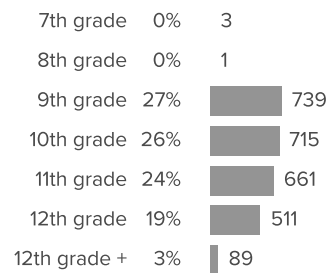
Background Questions

How did people respond?

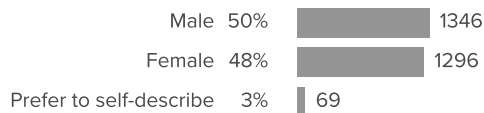
Q.1: What school do you attend?



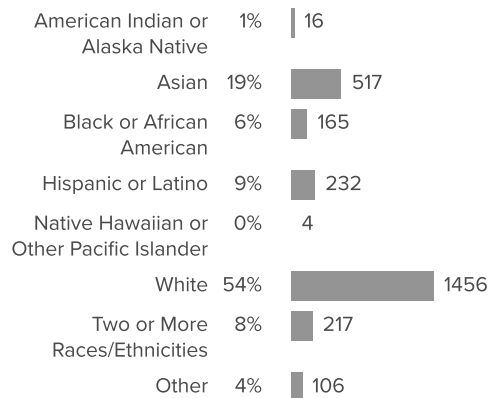
Q.2: What grade are you in?



Q.3: What is your gender?



Q.4: What is your race or ethnicity?





Q.5: Please indicate the primary language spoken in your home. (Please indicate only one).

