



HSD 86 Adult Opportunities Pgm

Grades 6-12
Fall 2023



Report created by
Panorama Education



Summary

Topic Description	Results	Comparison
<p>Challenging Feelings</p> <p>How frequently students feel challenging emotions, with higher scores indicating less frequent challenging emotions.</p>	46%	54% Hinsdale Township High School District 86 (IL)
<p>Positive Feelings</p> <p>How frequently students feel positive emotions.</p>	57%	65% Hinsdale Township High School District 86 (IL)
<p>Self-Management</p> <p>How well students manage their emotions, thoughts, and behaviors in different situations.</p>	68%	80% Hinsdale Township High School District 86 (IL)
<p>Social Awareness</p> <p>How well students consider the perspectives of others and empathize with them.</p>	66%	73% Hinsdale Township High School District 86 (IL)
<p>Supportive Relationships</p> <p>How supported students feel through their relationships with friends, family, and adults at school.</p>	86%	88% Hinsdale Township High School District 86 (IL)

57 responses



Challenging Feelings

Your average

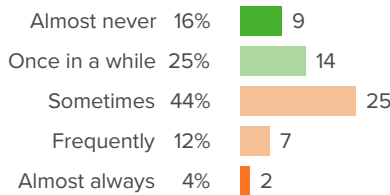
46%

57 responses

District average: **54%** Hinsdale Township High School District 86 (IL)

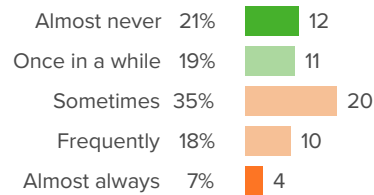
How did people respond?

Q.1: During the past week, how often did you feel angry?



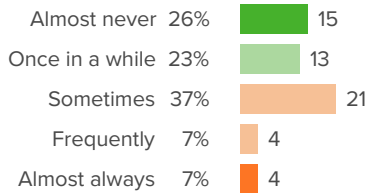
Favorable: **40%**

Q.2: During the past week, how often did you feel lonely?



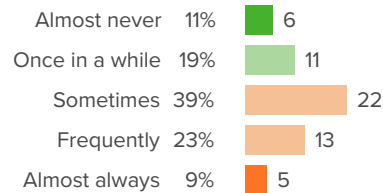
Favorable: **40%**

Q.3: During the past week, how often did you feel sad?



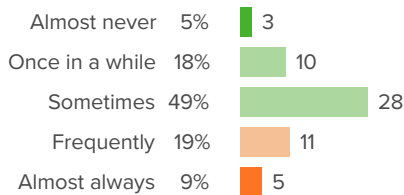
Favorable: **49%**

Q.4: During the past week, how often did you feel worried?



Favorable: **30%**

Q.5: During the past week, how often did you feel frustrated?



Favorable: **72%**



Positive Feelings

Your average

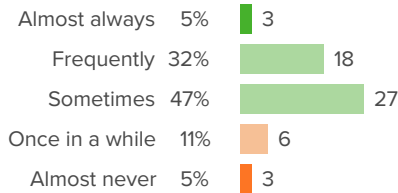
57%

57 responses

District average: **65%** Hinsdale Township High School District 86 (IL)

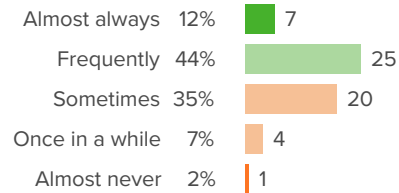
How did people respond?

Q.1: During the past week, how often did you feel excited?



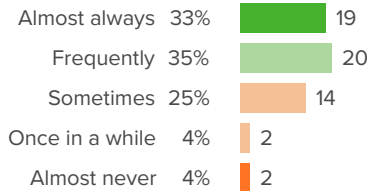
Favorable: **84%**

Q.2: During the past week, how often did you feel happy?



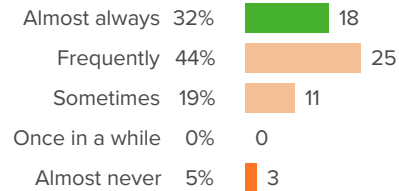
Favorable: **56%**

Q.3: During the past week, how often did you feel loved?



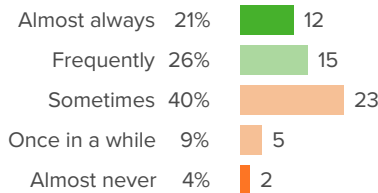
Favorable: **68%**

Q.4: During the past week, how often did you feel safe?



Favorable: **32%**

Q.5: During the past week, how often did you feel hopeful?



Favorable: **47%**



Self-Management

Your average

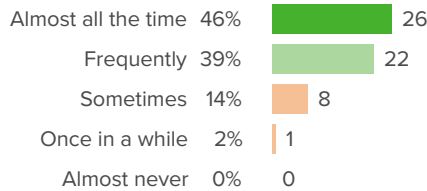
68%

57 responses

District average: **80%** Hinsdale Township High School District 86 (IL)

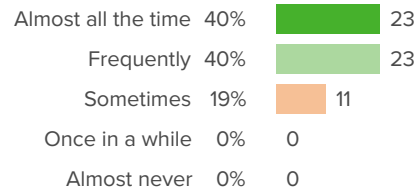
How did people respond?

Q.1: During the past 30 days...How often did you come to class prepared?



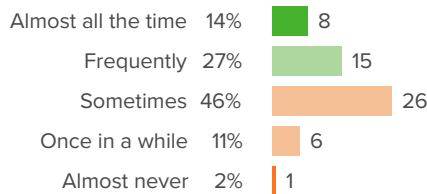
Favorable: **84%**

Q.2: During the past 30 days...How often did you follow directions in class?



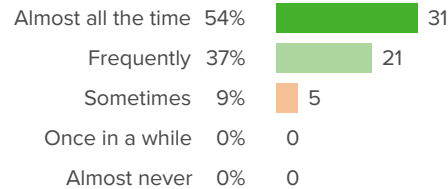
Favorable: **81%**

Q.3: During the past 30 days...How often did you get your work done right away, instead of waiting until the last minute?



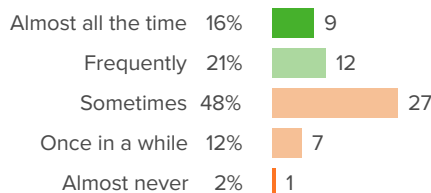
Favorable: **41%**

Q.4: During the past 30 days...How often were you polite to adults?



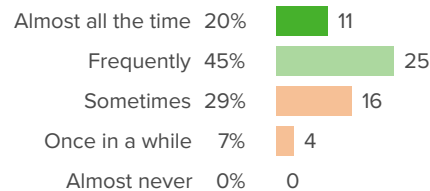
Favorable: **91%**

Q.5: During the past 30 days...How often did you pay attention and resist distractions?



Favorable: **38%**

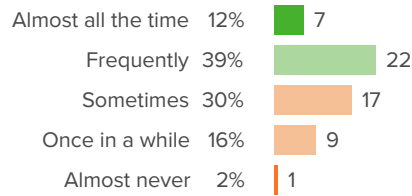
Q.6: During the past 30 days...When you were working independently, how often did you stay focused?



Favorable: **64%**

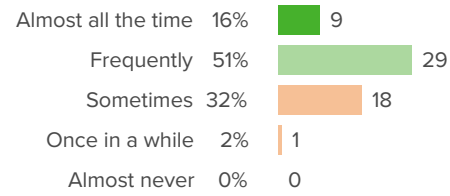


Q.7: During the past 30 days...How often did you remain calm, even when someone was bothering you or saying bad things?



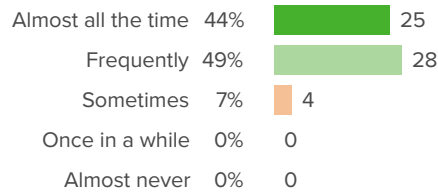
Favorable: **52%**

Q.8: During the past 30 days...How often did you allow others to speak without interruption?



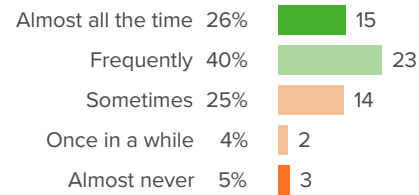
Favorable: **67%**

Q.9: During the past 30 days...How often were you polite to other students?



Favorable: **93%**

Q.10: During the past 30 days...How often did you keep your temper in check?



Favorable: **67%**



Social Awareness

Your average

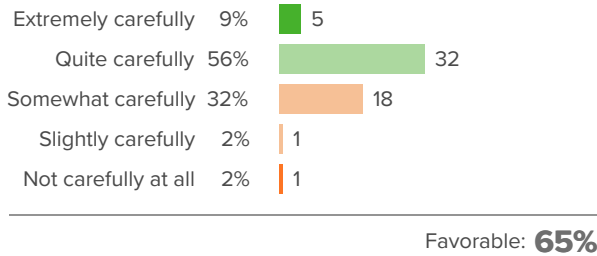
66%

57 responses

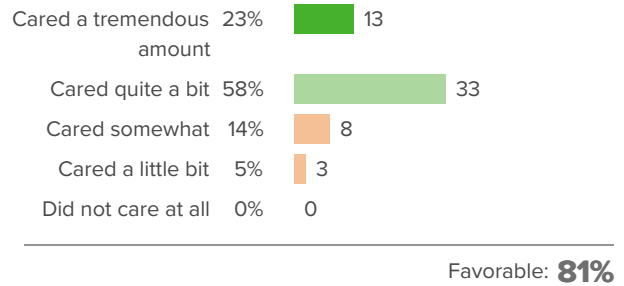
District average: **73%** Hinsdale Township High School District 86 (IL)

How did people respond?

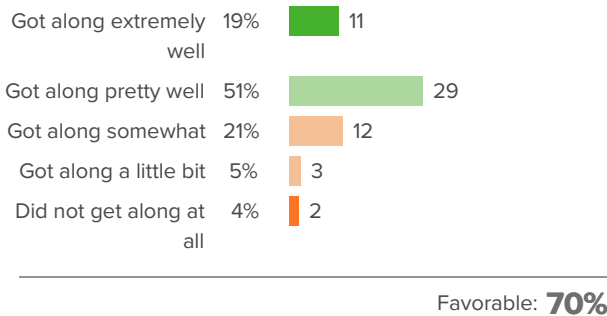
Q.1: During the past 30 days...How carefully did you listen to other people's points of view?



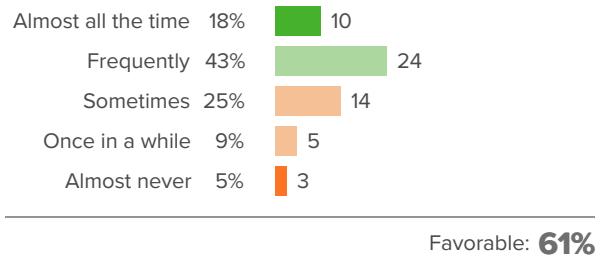
Q.2: During the past 30 days...How much did you care about other people's feelings?



Q.3: During the past 30 days...How well did you get along with students who are different from you?

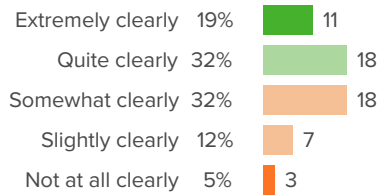


Q.4: During the past 30 days...How often did you compliment others' accomplishments?



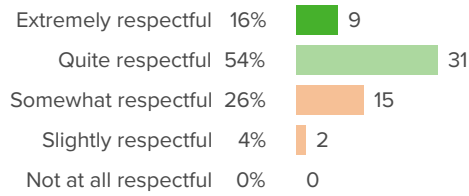


Q.5: During the past 30 days...How clearly were you able to describe your feelings?



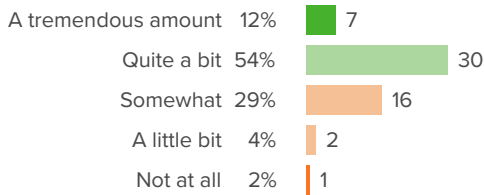
Favorable: **51%**

Q.6: During the past 30 days...When others disagreed with you, how respectful were you of their views?



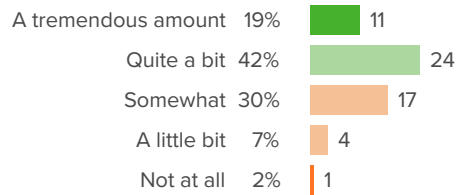
Favorable: **70%**

Q.7: During the past 30 days...To what extent were you able to stand up for yourself without putting others down?



Favorable: **66%**

Q.8: During the past 30 days...To what extent were you able to disagree with others without starting an argument?



Favorable: **61%**



Supportive Relationships

Your average

86%

57 responses

District average: **88%** Hinsdale Township High School District 86 (IL)

How did people respond?

Q.1: Do you have a teacher or other adult from school who you can count on to help you, no matter what?



Favorable: **94%**

Q.2: Do you have a family member or other adult outside of school who you can count on to help you, no matter what?



Favorable: **91%**

Q.3: Do you have a friend from school who you can count on to help you, no matter what?



Favorable: **85%**

Q.4: Do you have a teacher or other adult from school who you can be completely yourself around?



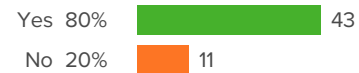
Favorable: **85%**

Q.5: Do you have a family member or other adult outside of school who you can be completely yourself around?



Favorable: **83%**

Q.6: Do you have a friend from school who you can be completely yourself around?



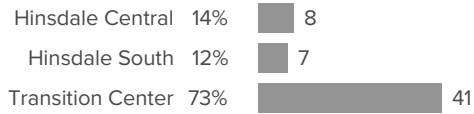
Favorable: **80%**



Background Questions

How did people respond?

Q.1: What school do you attend?



Q.2: What grade are you in?

