



HSD 86 Adult Opportunities Pgm

Grades 6-12
Spring 2024



Report created by
Panorama Education



Summary

Topic Description	Results	Comparison
<p>Challenging Feelings</p> <p>How frequently students feel challenging emotions, with higher scores indicating less frequent challenging emotions.</p>	<p>49%</p> <p>▲3</p> <p>since last survey</p>	<p>54% Hinsdale Township High School District 86 (IL)</p>
<p>Positive Feelings</p> <p>How frequently students feel positive emotions.</p>	<p>60%</p> <p>▲3</p> <p>since last survey</p>	<p>61% Hinsdale Township High School District 86 (IL)</p>
<p>Self-Management</p> <p>How well students manage their emotions, thoughts, and behaviors in different situations.</p>	<p>69%</p> <p>▲1</p> <p>since last survey</p>	<p>75% Hinsdale Township High School District 86 (IL)</p>
<p>Social Awareness</p> <p>How well students consider the perspectives of others and empathize with them.</p>	<p>68%</p> <p>▲2</p> <p>since last survey</p>	<p>71% Hinsdale Township High School District 86 (IL)</p>
<p>Supportive Relationships</p> <p>How supported students feel through their relationships with friends, family, and adults at school.</p>	<p>87%</p> <p>▲1</p> <p>since last survey</p>	<p>90% Hinsdale Township High School District 86 (IL)</p>

54 responses



HSD 86 Adult Opportunities Pgm

"Spring 2024 District 86 Social-Emotional Learning: Student Competency & Well-Being Measures Survey - Spring 2023-2024, Grades 6-12"



Challenging Feelings

Your average

49%

54 responses

Change

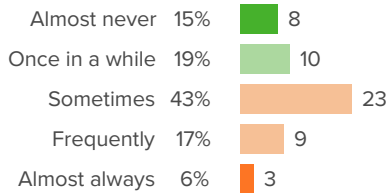
▲ 3

since last survey

District average: **54%** Hinsdale Township High School District 86 (IL)

How did people respond?

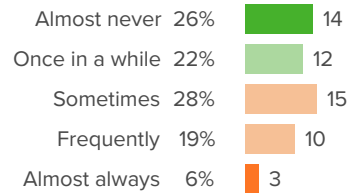
Q.1: During the past week, how often did you feel angry?



▼ 6 from last survey

Favorable: **34%**

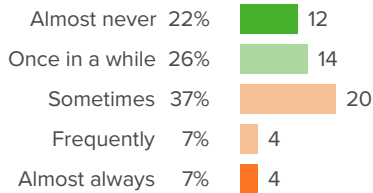
Q.2: During the past week, how often did you feel lonely?



▲ 8 from last survey

Favorable: **48%**


Q.3: During the past week, how often did you feel sad?



▼ 1 from last survey

Favorable: **48%**

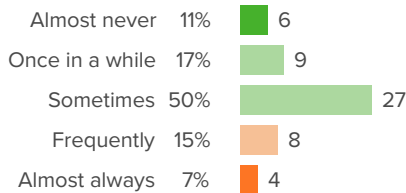
Q.4: During the past week, how often did you feel worried?



▲ 8 from last survey

Favorable: **38%**

Q.5: During the past week, how often did you feel frustrated?



▲ 6 from last survey

Favorable: **78%**



HSD 86 Adult Opportunities Pgm

"Spring 2024 District 86 Social-Emotional Learning: Student Competency & Well-Being Measures Survey - Spring 2023-2024, Grades 6-12"



Positive Feelings

Your average

60%

54 responses

Change

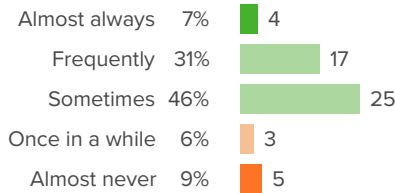
▲ 3

since last survey

District average: **61%** Hinsdale Township High School District 86 (IL)

How did people respond?

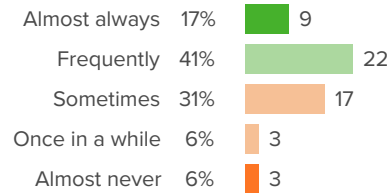
Q.1: During the past week, how often did you feel excited?



▲ 1 from last survey

Favorable: **85%**

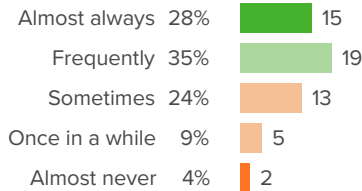
Q.2: During the past week, how often did you feel happy?



▲ 1 from last survey

Favorable: **57%**

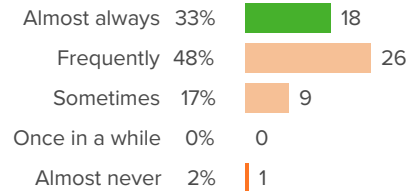
Q.3: During the past week, how often did you feel loved?



▼ 5 from last survey

Favorable: **63%**

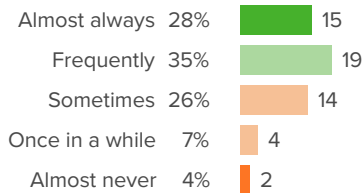
Q.4: During the past week, how often did you feel safe?



▲ 1 from last survey

Favorable: **33%**

Q.5: During the past week, how often did you feel hopeful?



▲ 16 from last survey

Favorable: **63%**



Self-Management

Your average

69%

54 responses

Change

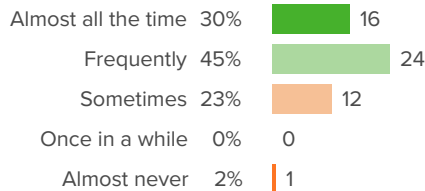
▲ 1

since last survey

District average: **75%** Hinsdale Township High School District 86 (IL)

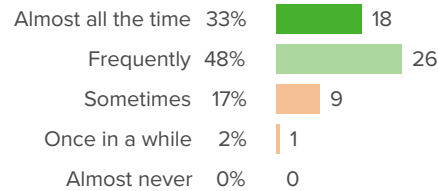
How did people respond?

Q.1: During the past 30 days...How often did you come to class prepared?



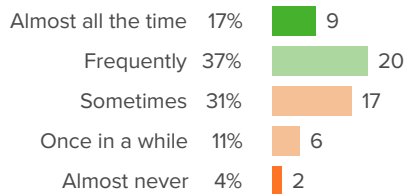
▼ 9 from last survey Favorable: **75%**

Q.2: During the past 30 days...How often did you follow directions in class?



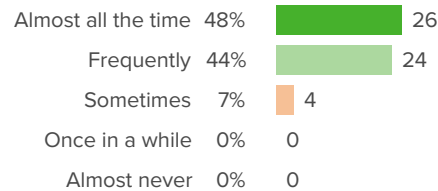
▲ 0 from last survey Favorable: **81%**

Q.3: During the past 30 days...How often did you get your work done right away, instead of waiting until the last minute?



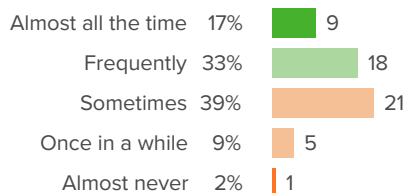
▲ 13 from last survey Favorable: **54%**

Q.4: During the past 30 days...How often were you polite to adults?



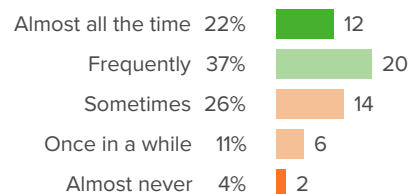
▲ 2 from last survey Favorable: **93%**

Q.5: During the past 30 days...How often did you pay attention and resist distractions?



▲ 12 from last survey Favorable: **50%**

Q.6: During the past 30 days...When you were working independently, how often did you stay focused?



▼ 5 from last survey Favorable: **59%**

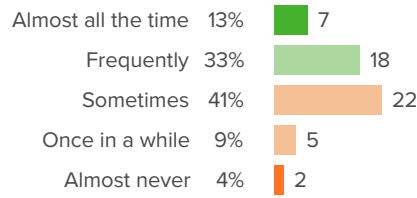


HSD 86 Adult Opportunities Pgm

"Spring 2024 District 86 Social-Emotional Learning: Student Competency & Well-Being Measures Survey - Spring 2023-2024, Grades 6-12"



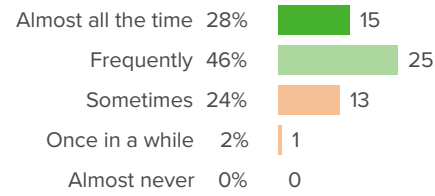
Q.7: During the past 30 days...How often did you remain calm, even when someone was bothering you or saying bad things?



▼ 6 from last survey

Favorable: **46%**

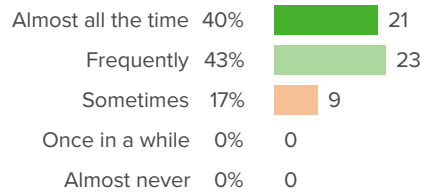
Q.8: During the past 30 days...How often did you allow others to speak without interruption?



▲ 7 from last survey

Favorable: **74%**

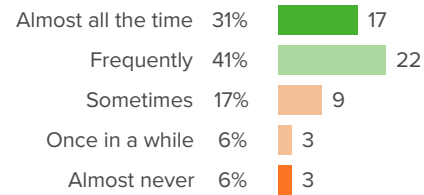
Q.9: During the past 30 days...How often were you polite to other students?



▼ 10 from last survey

Favorable: **83%**

Q.10: During the past 30 days...How often did you keep your temper in check?



▲ 5 from last survey

Favorable: **72%**



Social Awareness

Your average

68%

54 responses

Change

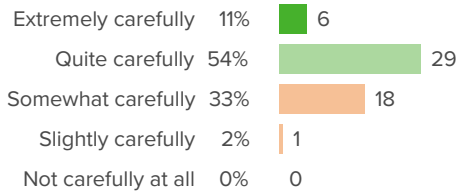
▲ 2

since last survey

District average: **71%** Hinsdale Township High School District 86 (IL)

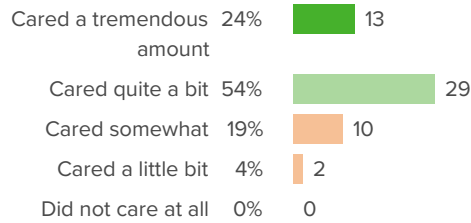
How did people respond?

Q.1: During the past 30 days...How carefully did you listen to other people's points of view?



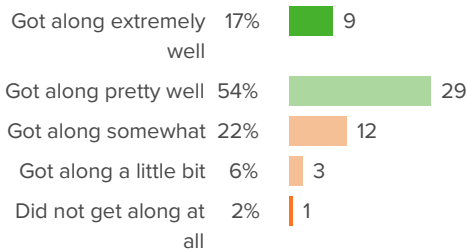
▲ 0 from last survey Favorable: **65%**

Q.2: During the past 30 days...How much did you care about other people's feelings?



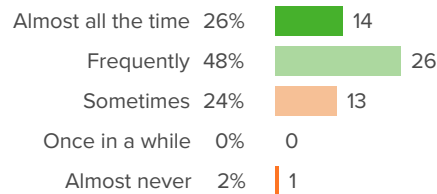
▼ 3 from last survey Favorable: **78%**

Q.3: During the past 30 days...How well did you get along with students who are different from you?



▲ 0 from last survey Favorable: **70%**

Q.4: During the past 30 days...How often did you compliment others' accomplishments?



▲ 13 from last survey Favorable: **74%**

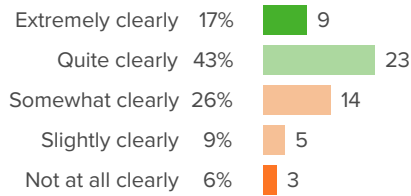


HSD 86 Adult Opportunities Pgm

"Spring 2024 District 86 Social-Emotional Learning: Student Competency & Well-Being Measures Survey - Spring 2023-2024, Grades 6-12"



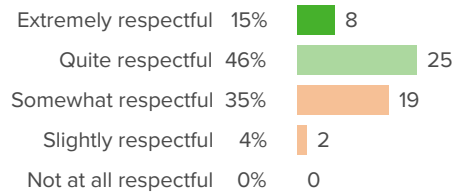
Q.5: During the past 30 days...How clearly were you able to describe your feelings?



▲ 8 from last survey

Favorable: **59%**

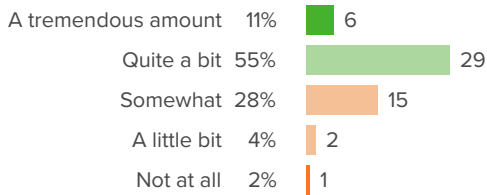
Q.6: During the past 30 days...When others disagreed with you, how respectful were you of their views?



▼ 9 from last survey

Favorable: **61%**

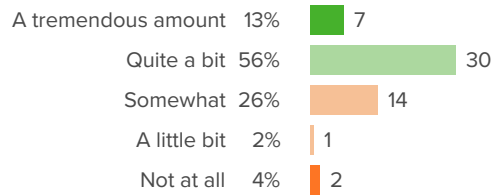
Q.7: During the past 30 days...To what extent were you able to stand up for yourself without putting others down?



▲ 0 from last survey

Favorable: **66%**

Q.8: During the past 30 days...To what extent were you able to disagree with others without starting an argument?



▲ 8 from last survey

Favorable: **69%**



HSD 86 Adult Opportunities Pgm

"Spring 2024 District 86 Social-Emotional Learning: Student Competency & Well-Being Measures Survey - Spring 2023-2024, Grades 6-12"



Supportive Relationships

Your average

87%

54 responses

Change

▲ 1

since last survey

District average: **90%** Hinsdale Township High School District 86 (IL)

How did people respond?

Q.1: Do you have a teacher or other adult from school who you can count on to help you, no matter what?



▼ 3 from last survey

Favorable: **91%**

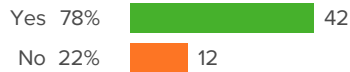
Q.2: Do you have a family member or other adult outside of school who you can count on to help you, no matter what?



▲ 3 from last survey

Favorable: **94%**

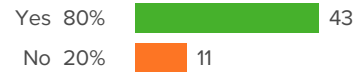
Q.3: Do you have a friend from school who you can count on to help you, no matter what?



▼ 7 from last survey

Favorable: **78%**

Q.4: Do you have a teacher or other adult from school who you can be completely yourself around?



▼ 5 from last survey

Favorable: **80%**

Q.5: Do you have a family member or other adult outside of school who you can be completely yourself around?



▲ 6 from last survey

Favorable: **89%**

Q.6: Do you have a friend from school who you can be completely yourself around?



▲ 7 from last survey




Favorable: **87%**










Background Questions

How did people respond?

Q.1: What school do you attend?

Hinsdale Central	24%		13
Hinsdale South	7%		4
Transition Center	69%		37

Q.2: What grade are you in?

7th grade	0%		0
8th grade	0%		0
9th grade	0%		0
10th grade	0%		0
11th grade	2%		1
12th grade	0%		0
12th grade +	98%		53