



Hinsdale Central High School

Grades 6-12
Spring 2024



Report created by
Panorama Education



Summary

Topic Description	Results	Comparison
<p>Challenging Feelings</p> <p>How frequently students feel challenging emotions, with higher scores indicating less frequent challenging emotions.</p>	<p>55%</p> <p>0</p> <p>since last survey</p>	<p>54% Hinsdale Township High School District 86 (IL)</p>
<p>Positive Feelings</p> <p>How frequently students feel positive emotions.</p>	<p>63%</p> <p>▼ 4</p> <p>since last survey</p>	<p>61% Hinsdale Township High School District 86 (IL)</p>
<p>Self-Management</p> <p>How well students manage their emotions, thoughts, and behaviors in different situations.</p>	<p>78%</p> <p>▼ 4</p> <p>since last survey</p>	<p>75% Hinsdale Township High School District 86 (IL)</p>
<p>Social Awareness</p> <p>How well students consider the perspectives of others and empathize with them.</p>	<p>74%</p> <p>▼ 2</p> <p>since last survey</p>	<p>71% Hinsdale Township High School District 86 (IL)</p>
<p>Supportive Relationships</p> <p>How supported students feel through their relationships with friends, family, and adults at school.</p>	<p>90%</p> <p>▲ 2</p> <p>since last survey</p>	<p>90% Hinsdale Township High School District 86 (IL)</p>

1,924 responses



Challenging Feelings

Your average

55%

1,924 responses

Change

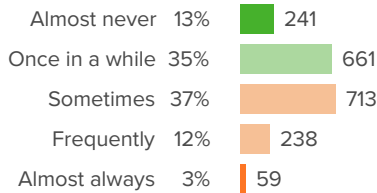
0

since last survey

District average: **54%** Hinsdale Township High School District 86 (IL)

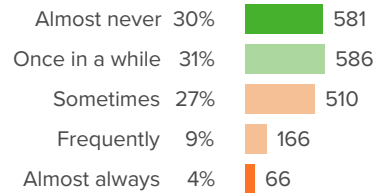
How did people respond?

Q.1: During the past week, how often did you feel angry?



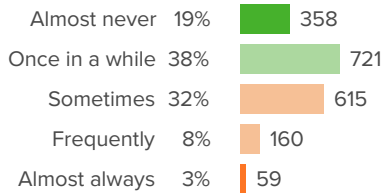
▲ 0 from last survey Favorable: **47%**

Q.2: During the past week, how often did you feel lonely?



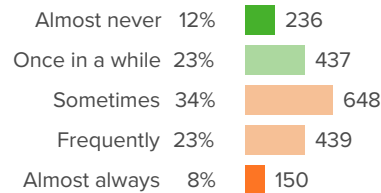
▲ 0 from last survey Favorable: **61%**

Q.3: During the past week, how often did you feel sad?



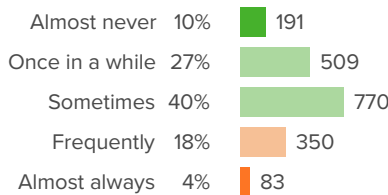
▼ 1 from last survey Favorable: **56%**

Q.4: During the past week, how often did you feel worried?



▲ 1 from last survey Favorable: **35%**

Q.5: During the past week, how often did you feel frustrated?



▲ 3 from last survey Favorable: **77%**



Positive Feelings

Your average

63%

1,924 responses

Change

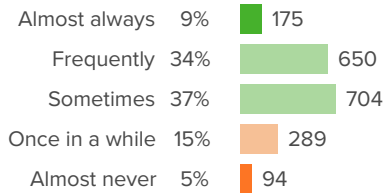
▼ **4**

since last survey

District average: **61%** Hinsdale Township High School District 86 (IL)

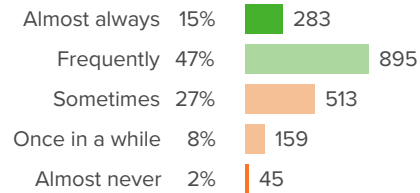
How did people respond?

Q.1: During the past week, how often did you feel excited?



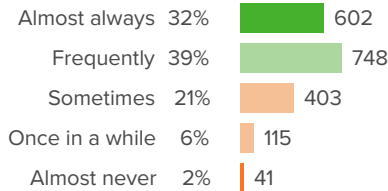
▼ **6** from last survey Favorable: **80%**

Q.2: During the past week, how often did you feel happy?



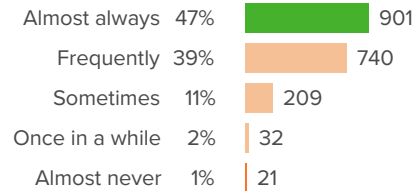
▼ **3** from last survey Favorable: **62%**

Q.3: During the past week, how often did you feel loved?



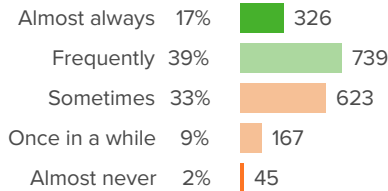
▼ **3** from last survey Favorable: **71%**

Q.4: During the past week, how often did you feel safe?



▼ **3** from last survey Favorable: **47%**

Q.5: During the past week, how often did you feel hopeful?



▼ **3** from last survey Favorable: **56%**



Self-Management

Your average

78%

1,924 responses

Change

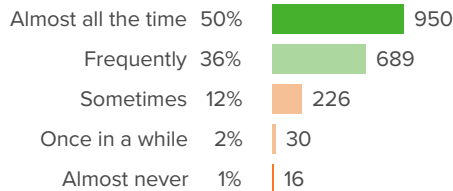
▼ **4**

since last survey

District average: **75%** Hinsdale Township High School District 86 (IL)

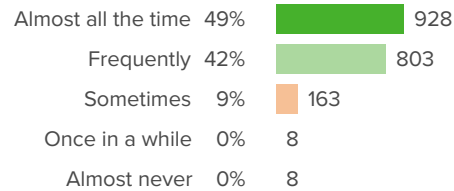
How did people respond?

Q.1: During the past 30 days...How often did you come to class prepared?



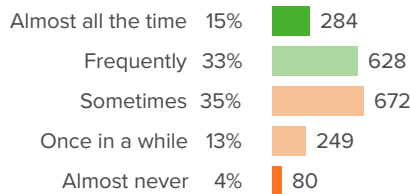
▼ 6 from last survey Favorable: **86%**

Q.2: During the past 30 days...How often did you follow directions in class?



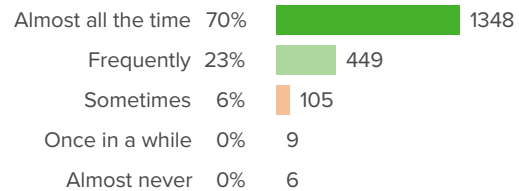
▼ 4 from last survey Favorable: **91%**

Q.3: During the past 30 days...How often did you get your work done right away, instead of waiting until the last minute?



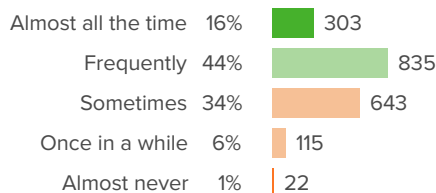
▼ 4 from last survey Favorable: **48%**

Q.4: During the past 30 days...How often were you polite to adults?



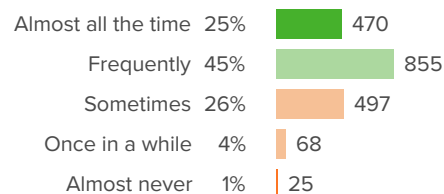
▼ 2 from last survey Favorable: **94%**

Q.5: During the past 30 days...How often did you pay attention and resist distractions?



▼ 7 from last survey Favorable: **59%**

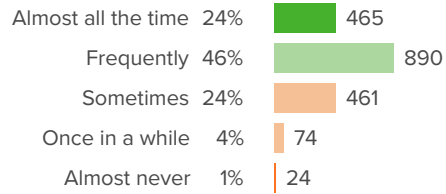
Q.6: During the past 30 days...When you were working independently, how often did you stay focused?



▼ 7 from last survey Favorable: **69%**



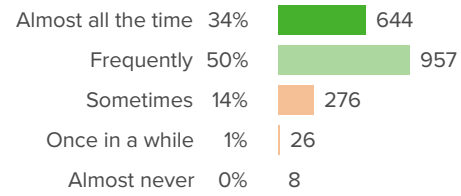
Q.7: During the past 30 days...How often did you remain calm, even when someone was bothering you or saying bad things?



▼ 1 from last survey

Favorable: **71%**

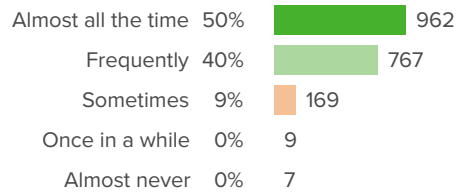
Q.8: During the past 30 days...How often did you allow others to speak without interruption?



▼ 2 from last survey

Favorable: **84%**

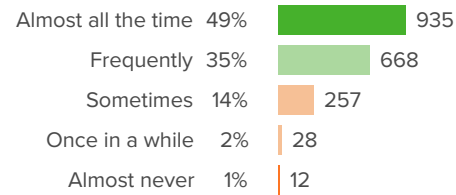
Q.9: During the past 30 days...How often were you polite to other students?



▼ 3 from last survey

Favorable: **90%**

Q.10: During the past 30 days...How often did you keep your temper in check?



▼ 4 from last survey

Favorable: **84%**



Social Awareness

Your average

74%

1,924 responses

Change

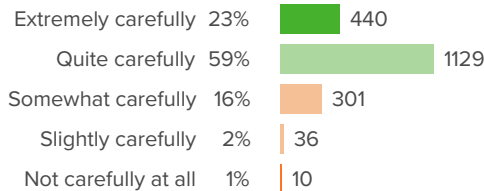
▼ 2

since last survey

District average: **71%** Hinsdale Township High School District 86 (IL)

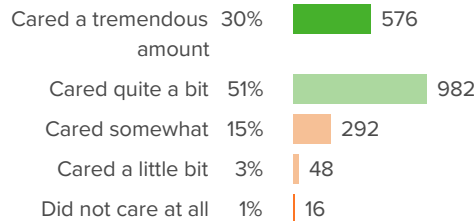
How did people respond?

Q.1: During the past 30 days...How carefully did you listen to other people's points of view?



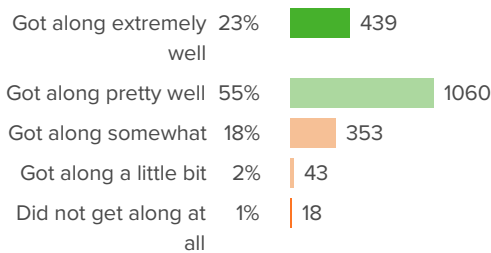
▲ 0 from last survey Favorable: **82%**

Q.2: During the past 30 days...How much did you care about other people's feelings?



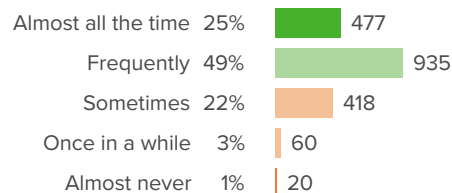
▲ 0 from last survey Favorable: **81%**

Q.3: During the past 30 days...How well did you get along with students who are different from you?



▼ 5 from last survey Favorable: **78%**

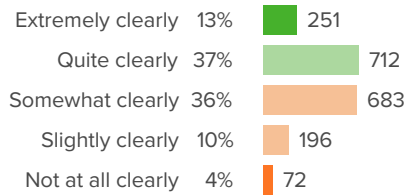
Q.4: During the past 30 days...How often did you compliment others' accomplishments?



▼ 1 from last survey Favorable: **74%**

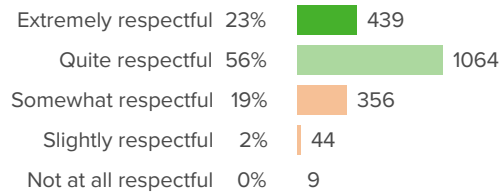


Q.5: During the past 30 days...How clearly were you able to describe your feelings?



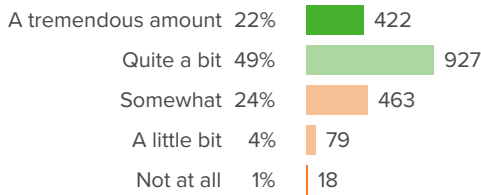
▼ 4 from last survey Favorable: **50%**

Q.6: During the past 30 days...When others disagreed with you, how respectful were you of their views?



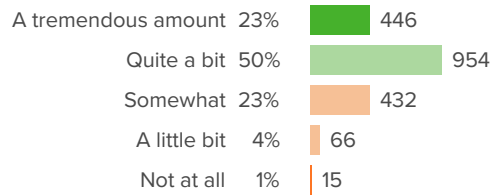
▼ 1 from last survey Favorable: **79%**

Q.7: During the past 30 days...To what extent were you able to stand up for yourself without putting others down?



▼ 2 from last survey Favorable: **71%**

Q.8: During the past 30 days...To what extent were you able to disagree with others without starting an argument?



▼ 3 from last survey Favorable: **73%**



Supportive Relationships

Your average

90%

1,924 responses

Change

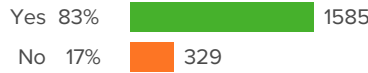
▲ 2

since last survey

District average: 90% Hinsdale Township High School District 86 (IL)

How did people respond?

Q.1: Do you have a teacher or other adult from school who you can count on to help you, no matter what?



▲ 2 from last survey

Favorable: 83%

Q.2: Do you have a family member or other adult outside of school who you can count on to help you, no matter what?



▲ 1 from last survey

Favorable: 96%

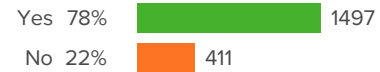
Q.3: Do you have a friend from school who you can count on to help you, no matter what?



▲ 0 from last survey

Favorable: 92%

Q.4: Do you have a teacher or other adult from school who you can be completely yourself around?



▲ 4 from last survey

Favorable: 78%

Q.5: Do you have a family member or other adult outside of school who you can be completely yourself around?



▲ 1 from last survey

Favorable: 94%

Q.6: Do you have a friend from school who you can be completely yourself around?



▲ 1 from last survey

Favorable: 95%



Background Questions

How did people respond?

Q.1: What school do you attend?

Hinsdale Central	99%		1886
Hinsdale South	0%		3
Transition Center	1%		25

Q.2: What grade are you in?

7th grade	0%		0
8th grade	0%		1
9th grade	28%		528
10th grade	25%		471
11th grade	24%		464
12th grade	21%		400
12th grade +	3%		55