


July



SUMMER HOMEWORK


	MONDAY	TUESDAY	WEDNESDAY	THURSDAY
Week 1 July 1 Read every day! <div>Parent Initial</div>	Trace the letters. Color each of the pictures.	Trace the lines. Play follow the leader.	Name each letter. What sound does each letter say?	Write your name. Make sure it starts with a capital and the rest are lowercase.
Week 2 July 8 Read every day! <div>Parent Initial</div>	Say the name of each picture. Circle the sound you hear at the beginning.	Complete the picture. Tell a story about your picture..	Trace the letters. Color each of the pictures.	Count the ice cream cones. Match to the correct number.
Week 3 July 15 Read every day! <div>Parent Initial</div>	Fill in the missing numbers. Count to 20.	Color the crayons the correct color. Color the picture by numbers.	Do the pictures rhyme? Circle yes or no for each set.	Trace the letters. Color each of the pictures.
Week 4 July 22 Read every day! <div>Parent Initial</div>	Count the objects. Write the correct number.	Trace the letters. Color each of the pictures.	Write your name below. Make sure it starts with a capital and the rest are lowercase.	Trace each number. Find a circle, square and triangle in your home.

Monday {Week 1}

Trace the letters and color the pictures.


I i

igloo




J j

jet




I i

inch



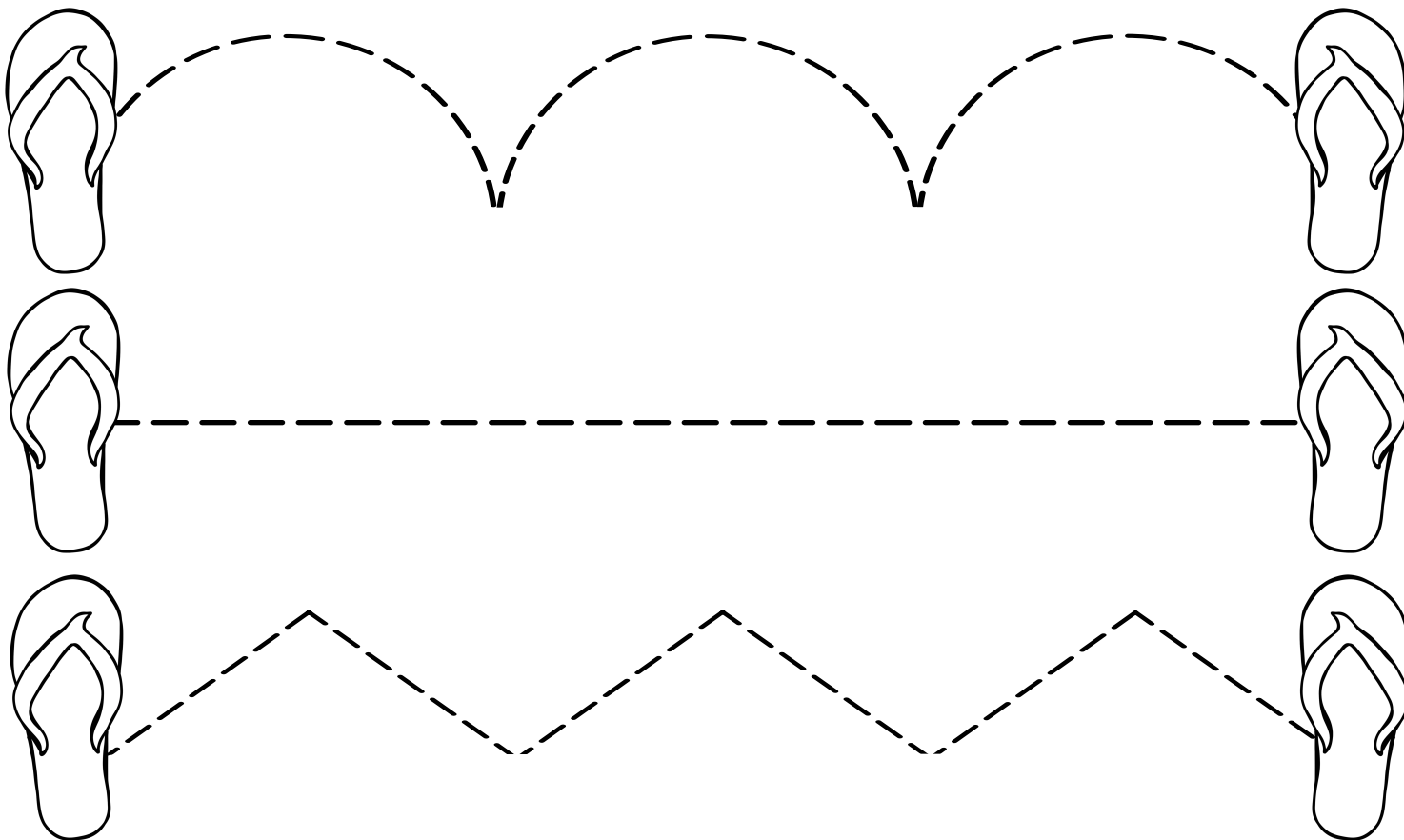
J j

juice



Tuesday {Week 1}

Trace the lines.



Wednesday {Week 1}

Name each letter. What sound does it say?

Rr

Pp

Jj

Oo

Hh

Xx


Thursday {Week 1}

Write your name below.


Handwriting practice lines for Thursday. Each row consists of a solid top line, a dashed middle line, and a solid bottom line. There are four such rows provided for writing practice.

Monday {Week 2}


Circle the sound you hear at the beginning of each word.



s f n



f n e



k w l



b r f



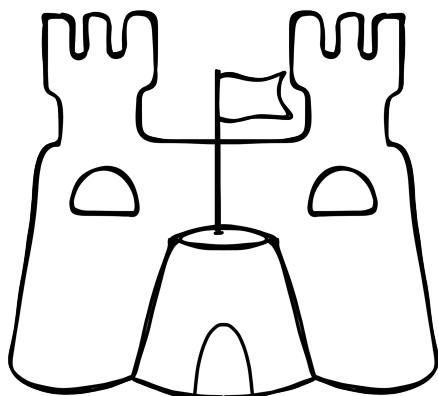
y r v



j h z

Tuesday {Week 2}

Complete the picture and tell a story about it.

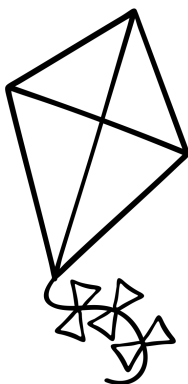


Wednesday {Week 2}

Trace the letters and color the pictures.


Kk

kite




Ll

lion




Kk

king



Ll

leaf



Thursday {Week 2}

Count the ice cream cones and match to the correct number



4

6


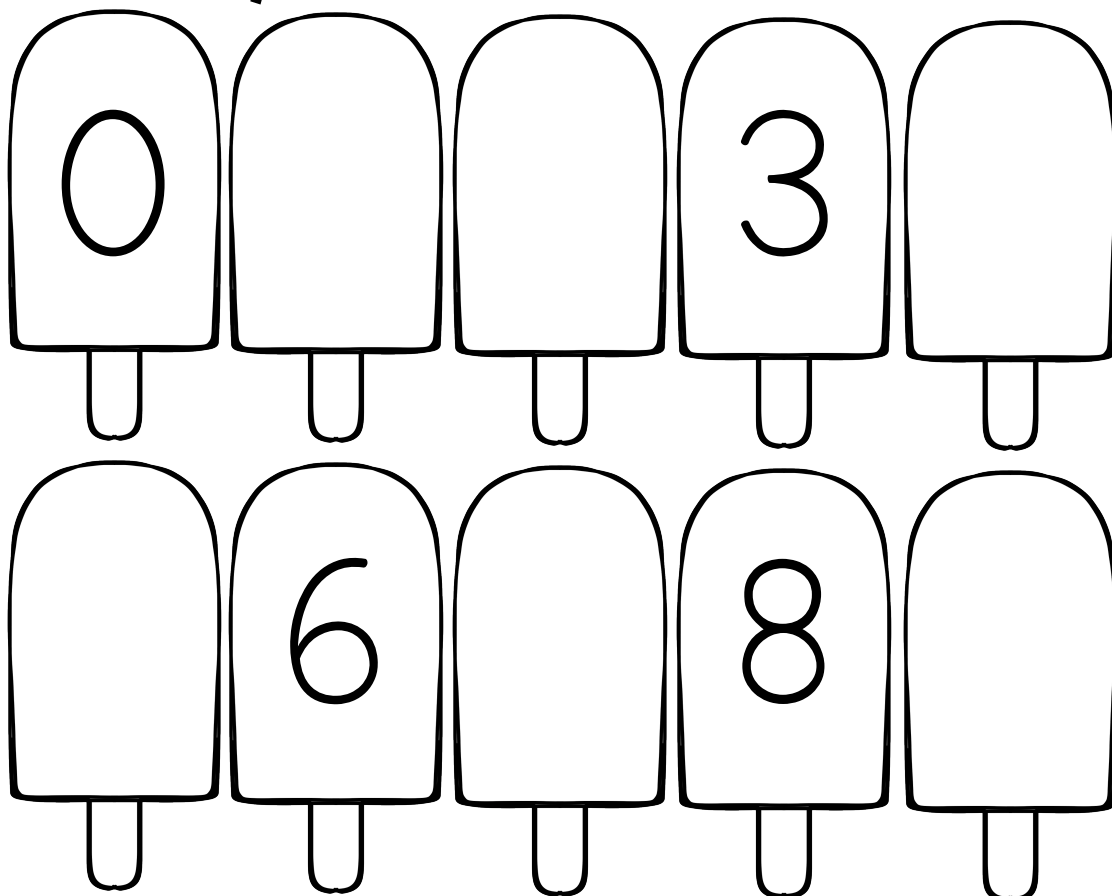
2

3

5


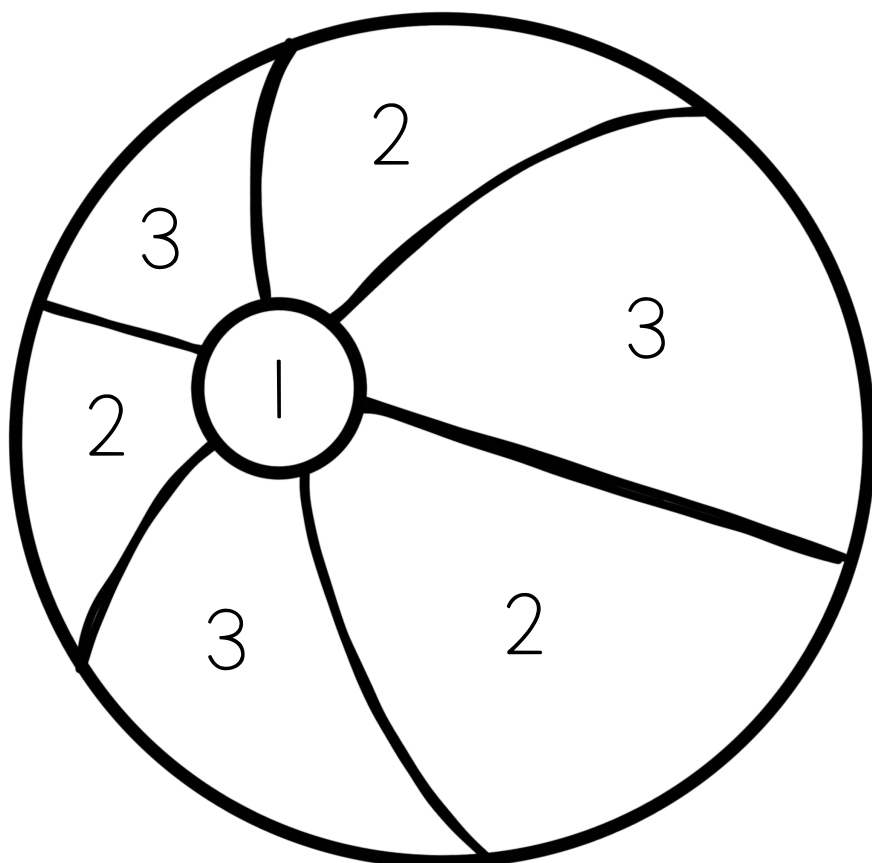
Monday {Week 3}

Fill in the missing numbers.









Tuesday {Week 3}

Color the picture by the numbers.



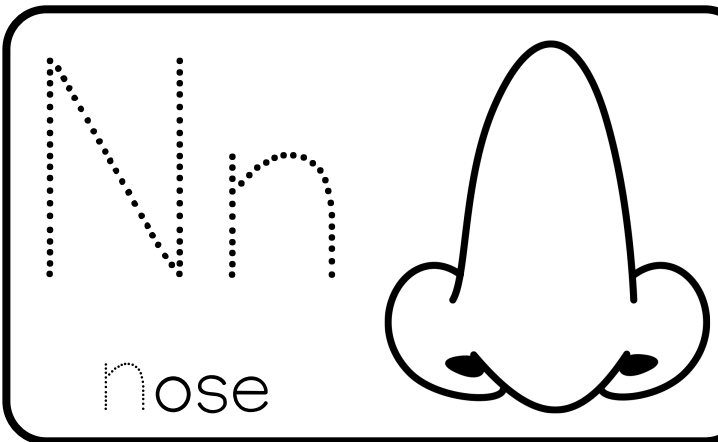


Wednesday {Week 3}

Do the pictures rhyme? Circle yes or no.






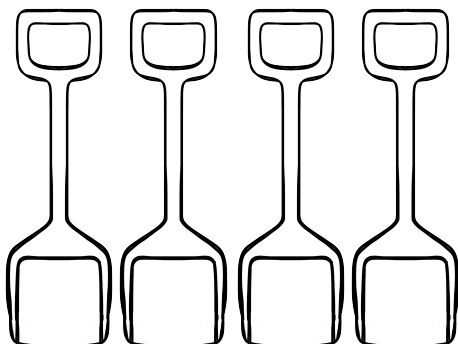
Thursday {Week 3}

Trace the letters and color the pictures.



Monday {Week 4}

Count the objects and write the correct number.




Tuesday {Week 4}

Trace the letters and color the pictures.


O o

octopus




P p

pizza




P p

pig



O o

olive



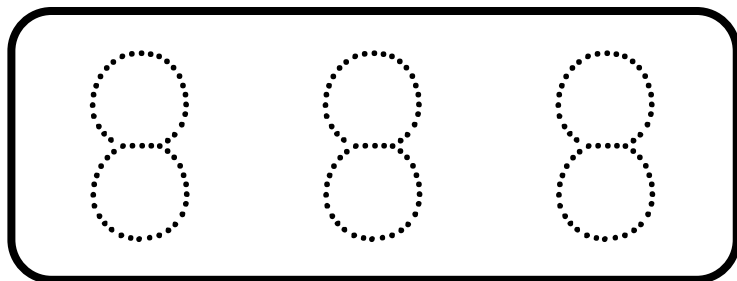
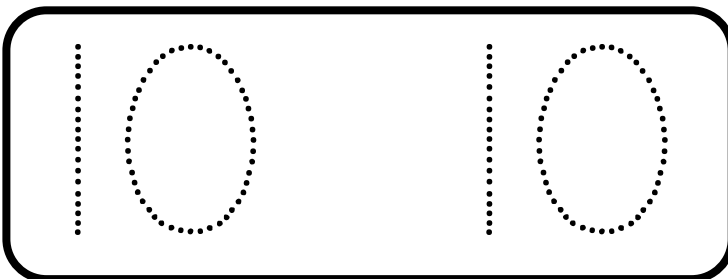
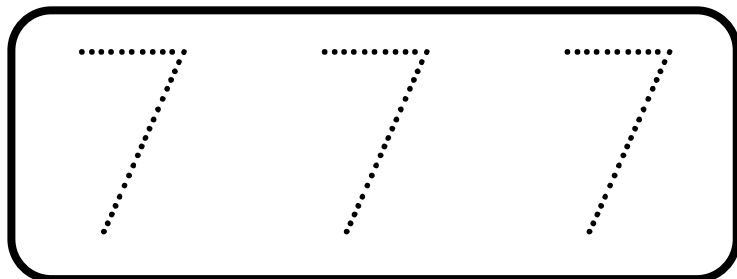
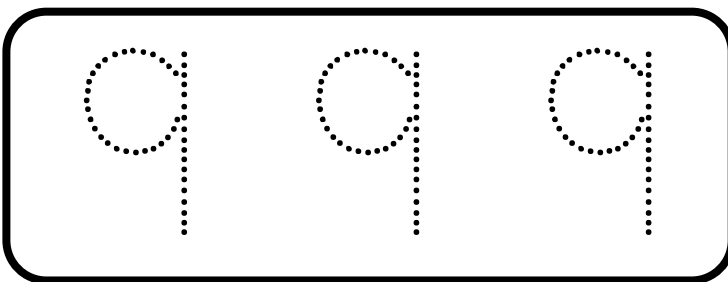

Wednesday {Week 4}

Write your name below.

Handwriting practice lines for Wednesday. Each row consists of a solid top line, a dashed middle line, and a solid bottom line. There are four such rows provided for practice.

Thursday {Week 4}

Trace the numbers.



July Reading Log

[illegible]