

# Realtor Update

May 15, 2024

Sponsored by The Baker Firm/Fidelity National Title



**CARROLL**  
Independent School District

# Agenda

- Welcome – Chris Baker and Julie Walter  
*The Baker Firm/Fidelity National Title*
- Meet the Carroll ISD Board of Trustees
- Meet the Carroll ISD Leadership Team
- Report Card of Success/District Highlights
- Enrollment Trends/Transfer Process
- Financial Update




# CISD Board of Trustees



**Andrew Yeager**  
*Board Vice President*



**Cam Bryan**  
*Board President*



**Christy Stacy**  
*Board Secretary*



**Eric Lannen**  
*Trustee*



**Dudley Jordan**  
*Trustee*



**Renee Bottom**  
*Trustee*



**Alex Sexton**  
*Trustee*

# CISD Leadership Team



**David Johnson**  
*Assistant Superintendent  
Finance and Operations*



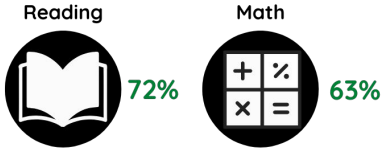
**Lane Ledbetter, Ed.D.**  
*Superintendent of Schools*



**Tamy Smalskas, Ph.D.**  
*Assistant Superintendent  
Administration*

# Report Card of Success

## ✓ STAAR Testing Scores Masters Level Achievement



## ✓ National Merit Program

39 National Merit SemiFinalists,  
72 Commended Scholars, 42 Recognized

## ✓ College Hours Earned by AP and/or Dual Credit



## ✓ Lone Star Cup

12 District Championships  
8x Lone Star Cup Champions

## ✓ Community Service



## ✓ Graduation Rate to College



## ✓ TEA Accountability Ratings A Grades across all 11 campuses



## ✓ Scholarship Awards to Students



\*most recent data available from 2021 - 2022

# District Highlights

*8-time Lone Star Cup Champions - Currently in the lead for 2024*

## Academic:

- 38 National Merit Finalists
- 9th annual AP Honor Roll designation from the College Board
- Robotics - *UIL State Champion (Team 7110H) and 3rd Place (Team 7110A)*
- Carroll Business Academy launched

## Fine Arts:

- Emerald Belles Drill Team celebrated 60th Anniversary
- CHS/CSHS Art brought home 94 “Excellent” ratings during the Visual Art Scholastic Event (VASE) - *STATE Gold Seal winner Sophia Soloario*

## Athletics:

- Boys Cross Country - *STATE Champions*
- Girls Water Polo - *STATE Runner-up*
- Boys & Girls Swim & Dive - *STATE Runner-up*
- Boys Wrestling - *106# STATE Champion Dylan Ota*
- Boys Track - *1600m STATE Champion Caden Leonard*



#1 District in  
DFW!



**PROTECT THE TRADITION**

**CARROLL**  
Independent School District

# **Enrollment Trends and Transfer Process**

# 2024 - Demographic Report



## Ten Year Forecast by Grade Level

Year (Oct.)	EE	PK	K	1st	2nd	3rd	4th	5th	6th	7th	8th	9th	10th	11th	12th	Total	Total Growth	% Growth
2019/20	25	182	546	515	554	588	597	649	698	688	697	730	666	686	704	8,525	159	1.9%
2020/21	56	109	471	538	544	564	595	603	658	695	695	702	744	650	700	8,324	-201	-2.4%
2021/22	14	177	529	483	548	566	585	628	632	683	728	711	711	733	661	8,389	65	0.8%
2022/23	23	203	455	546	545	595	602	630	643	648	697	733	708	712	732	8,472	83	1.0%
2023/24	28	232	430	478	560	548	622	628	631	647	667	698	712	709	702	8,292	-180	-2.1%
2024/25	25	263	434	444	491	577	563	649	638	646	664	674	693	713	700	8,174	-118	-1.4%
2025/26	26	267	433	450	463	506	596	595	658	650	660	668	665	694	712	8,043	-131	-1.6%
2026/27	27	268	434	449	463	473	518	630	610	668	666	664	657	666	688	7,881	-162	-2.0%
2027/28	28	273	437	450	464	474	487	544	641	622	689	671	656	658	661	7,755	-127	-1.6%
2028/29	29	267	436	454	465	476	489	515	554	653	638	694	662	657	654	7,643	-111	-1.4%
2029/30	30	269	438	453	468	475	489	517	527	564	671	642	684	663	652	7,542	-102	-1.3%
2030/31	31	269	439	456	468	479	489	516	527	536	580	676	633	685	658	7,442	-100	-1.3%
2031/32	32	268	434	457	471	479	493	517	525	536	551	584	667	634	680	7,328	-114	-1.5%
2032/33	33	269	434	452	472	482	492	521	533	534	551	555	576	668	629	7,201	-127	-1.7%
2032/34	33	268	433	452	467	483	495	520	533	543	549	555	547	577	663	7,118	-82	-1.1%

Yellow box = largest grade per year  
Green box = second largest grade per year



# 2024 Demographic Report



## Carroll ISD Home Price Analysis



- The average new home sale price in Carroll ISD has more than doubled over the last 5 years, an increase of more than \$1,386,400
- The average existing home sale price within Carroll ISD has more than doubled since 2018, an increase of more than \$1,222,200

	Avg New Home	Avg Existing Home
2013	\$699,735	\$546,311
2014	\$691,015	\$599,902
2015	\$739,141	\$616,352
2016	\$816,395	\$640,434
2017	\$706,311	\$567,934
2018	\$909,798	\$649,715
2019	\$943,292	\$593,810
2020	\$1,244,912	\$744,727
2021	\$1,501,923	\$1,062,736
2022	\$1,816,467	\$1,045,473
2023	\$2,296,202	\$1,871,962

# OPEN ENROLLMENT - TRANSFER and PROCESS

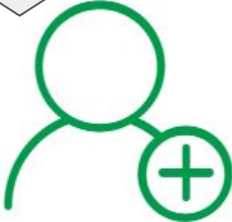
Current Transfer as of May 15, 2024	
New to District Transfer Requests	170
Renewals	609
<b>Total</b>	<b>779</b>
Overall Employees	223
Town of Westlake	14
City of Southlake (in zip code 76092)	247
Other (Grandparents, Family in Residence, City of Southlake First Responders et al.)	295



# Carroll ISD Enrollment Dashboard



The Carroll Independent School District's [Enrollment Dashboard](#) serves as a centralized resource for all enrollment-related matters.



**ENROLLMENT**



# OPEN ENROLLMENT - TRANSFER and PROCESS

## 6.4.1 Board Policy

Electronic form on district website:

- Home Page
- Enrollment icon
- [Direct Link](#) or by using this <https://bit.ly/3WuFefK>

Important Dates:

- Transfers open now
- New transfer notification - August 6, 2024
- Annual Student Verification (ASV) - returning students beginning July 15, 2024
- Forward any questions to [student.services@southlakecarroll.edu](mailto:student.services@southlakecarroll.edu)





# **OPEN ENROLLMENT**

**City of Southlake**

**ALL Full-time Employees**

***TBA***

***May 15, 2024***

**Board Agenda Item 12.2**

# Financial Update



**CARROLL**  
Independent School District

# 2024-2025 Budget Timeline

## October - December

- Analysis of staffing revisions implemented in 2023-2024.
- Internal Staffing Analysis- Campuses & Central Office
- Program Analysis & associated impact

## January - March

- Preliminary Revenue Calculations
- Campus Budget Process
- Salary Study & Salary Projections
- Staffing Ratios & Plan
- Zero-Based Budgeting – Departmental Budgeting

## April – June

- Preliminary Property Values
- Preliminary Draft Budget Presentation
- May Values Received
- Refine Budget Projections
- Budget Presentation and Adoption
- Fiscal Year Ends June 30, 2024

## July – August

- New Fiscal Year Begins July 1, 2024
- Receive Final Values from appraisal district
- Adopt Tax Rate
- School Begins!



# CARROLL ISD - General Fund Revenue

Approximately 78% of Net Operating Revenue is Calculated from the State Formula Funding:

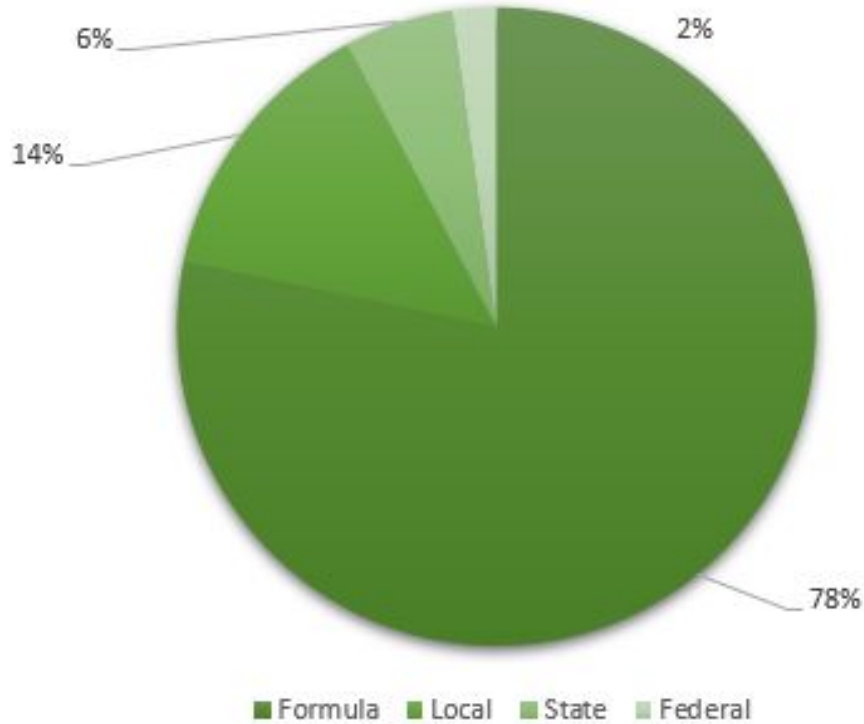
- Average Daily Attendance (ADA)
- Tax Base, Tax Rate & Tax Collections
- Recapture Paid to the State
- Tax Increment Finance (TIF) with City of Southlake
- Average is approximately \$8,500 per student in attendance per year
  - Basic Allotment is \$6,160; \$8,500 is the approximate average of Tier I weighted funding plus Tier II enrichment funding

Remaining 21% is made up of:

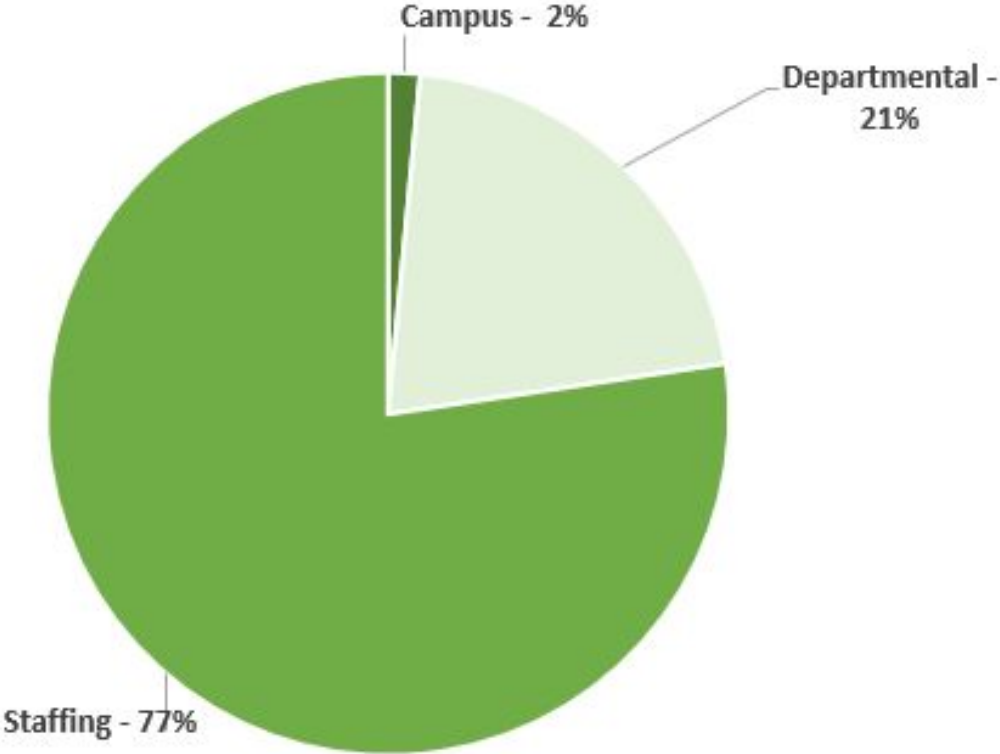
- Child Nutrition Revenue – 4.7%
- Interest Income – 3.5%
- Other Local (Rentals, Marketing, Donations, Transportation, & Fees ) – 6.1%
- State Retirement Contribution Revenue – 5.5%
- Federal Sources (BABS, SHARS) – 2.2%



# 2024-2025 - General Fund Revenue Overview



# 2024-2025 Expenditures Budget



# Tier One: Calculation of State Share and Excess Local Revenue

## CHAPTER 48 DISTRICT RECEIVING STATE AID

<b>Tier One Total Cost</b>	<b>\$12,000,000</b>
Current Tax Year District Property Value	\$700,000,000
Local Share at \$0.9134 MCR	\$6,393,800
<b>State Share of Tier One</b>	<b>\$5,606,200</b>

## CHAPTER 48 DISTRICT WITH LOCAL REVENUE IN EXCESS OF ENTITLEMENT

<b>Tier One Total Cost</b>	<b>\$12,000,000</b>
Current Tax Year District Property Value	\$1,400,000,000
Local Share at \$0.9134 MCR	\$12,787,600
<b>Excess Local Revenue</b>	<b>(\$787,600)</b>

# CISD Legislative Platform

[TakeActionDragons.com](http://TakeActionDragons.com)



# Questions/Comments



**CARROLL**  
Independent School District



# CARROLL

Independent School District