

Redmond High School Annual Report – 2022-23

17272 NE 104th St., Redmond, WA 98052
425-936-1800 | rhs.lwsd.org



Principal: Jill VanderVeer
Associate Principals: Trina Gilday, Robert Jones, Christine McMillan, and James Harris
Mascot: Mustang
Colors: Green and Gold

of students, October 2022: 2,221
of teachers: 128
Teachers with at least a Master's Degree: 63.3%
Student regular attendance rate: 72.1%
4-year graduation rate (class of 2021): 92.8%
5-year graduation rate (class of 2020): 96.1%

District Mission

Each student will graduate prepared to lead a rewarding, responsible life as a contributing member of our community and greater society.

School Mission

The mission of Redmond High School is to cultivate the potential and celebrate the strengths in each student, to help every student welcome challenges and use them as a catalyst for growth, and to prepare all students to embrace their role as members of their local and global community.

School Funding

District General Fund Budget: \$547.2 million
District Per Pupil Expenditure: \$17,975.00 per pupil
Building Budget for this school: \$705,404

School Description

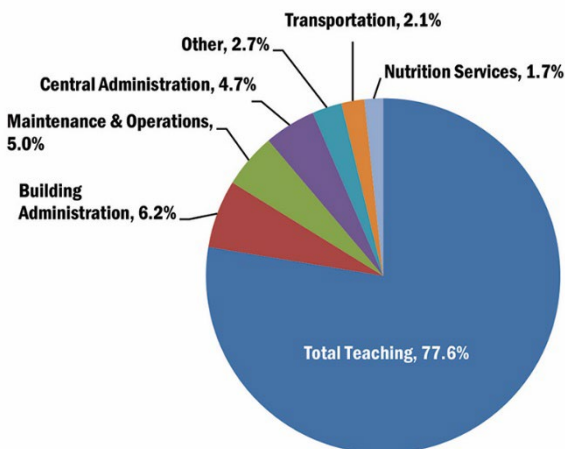
Redmond High School is located in a northeastern suburb of Seattle, Washington and is one of four comprehensive high schools in the Lake Washington School District, encompassing suburbs of Redmond, Kirkland, and Sammamish. One of the fastest growing areas in the state, Redmond is largely a middle to upper class community, formerly an agricultural and timber area, but now associated with rapidly expanding tech development.

Redmond High School is a four-year high school with an approximate total enrollment of 2,241 students. A class size limit of 32 exists for most class sections. Students have a number of courses from which to choose. Students can take advantage of Honors courses, Advanced Placement courses, UW in the high school (where students earn college credit while enrolled in classes they take at Redmond High School), full or part-time enrollment in Running Start (a dual enrollment program where college courses are taken at local community colleges), college in the high school, and WANIC classes (both in and outside of Lake Washington School District).

2022-23 District Expenditures

Where does the money go?

Where does the money go?

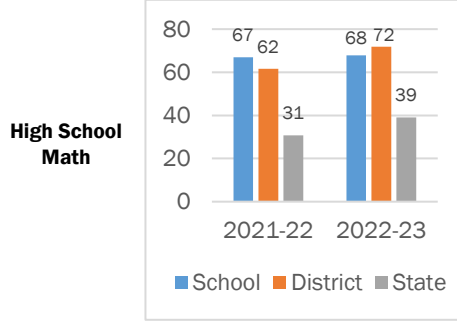
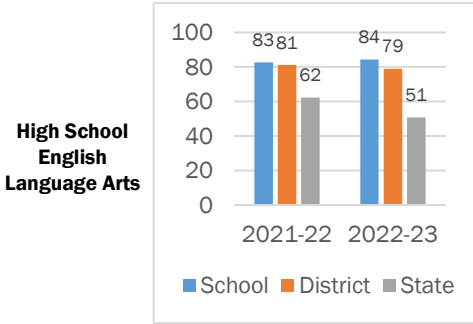


2022-23 School Goals

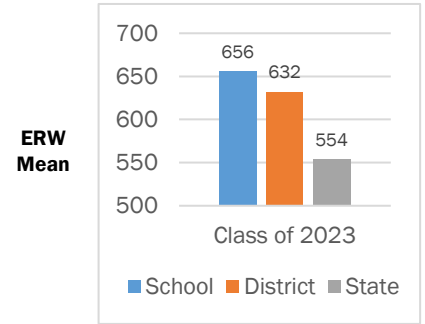
- State Assessment, Reading: Increase the percentage of students meeting standard from 89.1% to 93%
- State assessment, Math: Increase the percentage of students meeting standard from 76.5% to 80%
- Biology End of Course: Increase the percentage of students meeting standard on the WCAS from 15.4% to 40%
- Achievement gap: By June 2019, increase the percentage of ELL students meeting or exceeding standard on the SBA Math from 5.0% to 25%, and from 28.6% to 50% on the SBA ELA.
- On-Track Credits: By June 2019, increase the percentage of students with on-track credits at the end of the 9th grade from 84.8% to 92%, and the 10th grade from 79.9% to 88%.
- College & Career Readiness: 95% of students will have met completion of their HSBP requirement by June 2019.
- School Effectiveness: By June 2019, improve feedback to staff as measured by the Nine Characteristics Survey from a 2.42 to 3.1; and improve student discipline follow up to staff from not having a tracking system to using a tracking with 100% follow up.
- Attendance: Decrease the number of students with a BECCA Truancy petition filed from 48 to 38
- Discipline: By June 2019, reduce number of low-level classroom referrals and improve performance and reduce absenteeism among a subgroup of 21 students to 13 students

State Assessment Results

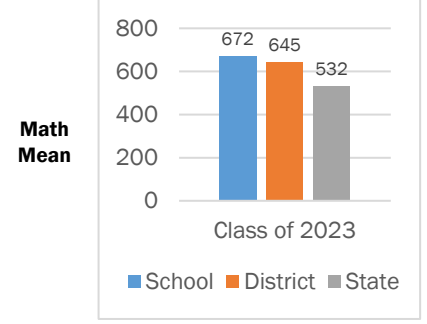
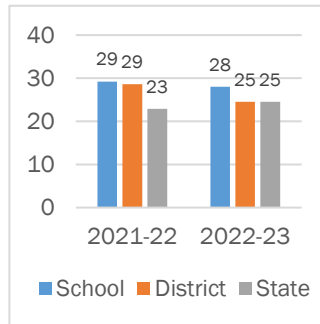
Smarter Balanced Assessment (SBA)+



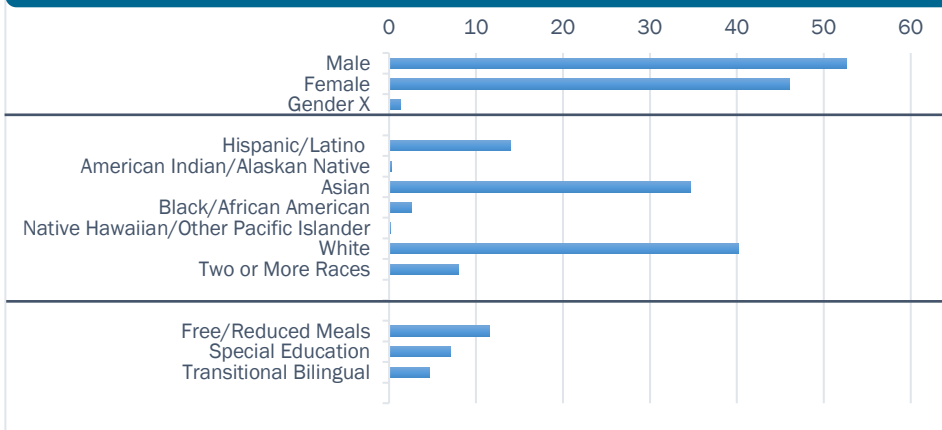
SAT**



ACT**



Student Demographics



+Smarter Balanced Assessment is a Washington state standardized exam. Scores represent percentage of students who met the standards. Students who did not take the test were counted as not meeting standard.

*Scores are suppressed when groups are so small that the information could potentially be used to identify or derive information about individual students. Many 11th grade students refused to take the test: they may have already met graduation requirements through passing the old state tests in 10th grade.

**The Scholastic Aptitude Test (SAT) and the American College Test (ACT) are required by many colleges and universities for admission. Students elect to take these tests. A new SAT was given starting in January 2016. The Reading and Writing sections have been consolidated and now make up "Evidence-Based Reading and Writing" (ERW). As a result, the previous year's data is no longer comparable.

To view state test scores by demographic group, please visit: <http://reportcard.ospi.k12.wa.us>. Select Lake Washington School District_Redmond High.

Invitation to Participate

Community Engagement is one of Lake Washington School District's strategic plan goals. We welcome and appreciate the involvement of families and community members in our school. Please contact our school office if you want to join us and help make a difference for our students.

School Building

Our school facilities are available for public use by contacting our school office.

Building Condition Assessment: Fair

The Building Condition Assessment represents an overall permanent building condition assessment. It is conducted by a third party in accordance with the state's Asset Preservation Program.