

LEA Name : Northwestern Lehigh SD  
Address : 6493 Route 309  
New Tripoli , PA 18066

County : Lehigh  
AUN Number : 121394603  
LEA Type : SD

## Annual Financial Report Accuracy Certification Statement

For Fiscal Year Ending

**6/30/2017**

Pennsylvania Department of Education

&


Office of Comptroller Operations


PDE-2056: Intermediate Unit

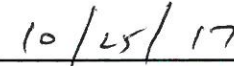
PDE-2057: School District, AVTS/CTC, Charter School,  
and Special Program Jointure

**CERTIFICATION: By signing this page I agree that the electronic data submitted is a complete and accurate statement of the financial operations and status of the local education agency for the fiscal year. It has been prepared in accordance with generally accepted accounting principles and established Commonwealth of PA reporting guidelines.**

  
\_\_\_\_\_  
Chief School Administrator Signature

  
\_\_\_\_\_  
Date

  
\_\_\_\_\_  
Board Secretary Signature

  
\_\_\_\_\_  
Date

Leslie Frisbie  
\_\_\_\_\_  
Contact Person

(610)298-8661 Ext :1272  
\_\_\_\_\_  
Contact Person Telephone Number

frisbiel@nwlehighsd.org  
\_\_\_\_\_  
Contact Person E-mail Address

(610)298-8002  
\_\_\_\_\_  
Contact Person Fax Number

**Audit Certification**  
**Annual Financial Report:**  
For Fiscal Year Ending **6/30/2017**  
**(Pursuant to PA School Code Section 218(b))**

LEA Name : Northwestern Lehigh SD  
AUN Number : 121394603  
County : Lehigh

<b>Audit Certification Due:</b> 12/31/2017
---

This certification is applicable to the Annual Financial Report data submitted through the Consolidated Financial Reporting System on: 12/8/2017  
Date

**Auditing Firm:** *Gorman + Associates PC*  
*1825 Franklin St, Suite B*  
*Northampton, PA 18067*

**Auditor Contact Name:** *William H Gorman Jr*  
**Auditor Phone:** *610-262-1280*  
**Auditor E-mail:** *bgorman@gaapc.com*

CERTIFICATION: By signing this page I agree that the financial statements of the school have been properly audited as noted above pursuant to Article XXIV, and in the auditor's professional opinion, the Annual Financial Report (PDE-2057) submitted on the date referenced is materially consistent with the audited financial statements.

**Chief School Administrator**  
*Maryanne Wright*  
Signature  
12/8/17  
Date

**Board Secretary**  
*[Signature]*  
Signature  
12/8/17  
Date

Leslie Frisbie  
Contact Person

frisbiel@nwlehighsd.org  
Contact Person E-mail Address

(610)298-8661      Ext :1272  
Contact Person Telephone Number

(610)298-8002  
Contact Person Fax Number

<u>Val Number</u>	<u>Description</u>	<u>Justification</u>
30685	Revenue Detail: Current Tax Revenue amount cannot exceed 50% variance from prior year amount. Correct the data or enter a justification.  6153, Current AFR Rev Detail: \$312,643.28 6153, Prior AFR Rev Detail: \$842,075.56	Prior year had several large commercial properties that sold or completed during the year.
42420	Expenditure Detail: Total current year 2700-513 expenditure varies from prior year by 10%. Correct the data or enter a justification.  2700-513, AFR Exp Detail: \$230,188.68 2700-513, PY AFR Amount: \$146,060.96	Increase in contracted runs from prior year.
50160	SOIN: All Governmental Fund General Obligation Bonds must include an amount for Interest Paid during Fiscal Year. Correct data or enter a justification.	Bond settlement was May 2017 an interest payment wasn't due until August 2017.

Amounts Expressed in Whole Dollars

	<u>General Fund</u> <u>(10)</u>	<u>Public Purpose Trust</u> <u>(27)</u>	<u>Other Compt Approved</u> <u>(28)</u>	<u>Athletic / Activity</u> <u>(29)</u>	<u>Capital Reserve (690.</u> <u>1850)</u> <u>(31)</u>
<b>Assets And Deferred Outflows Of Resources</b>					
<b>Assets</b>					
0100 Cash and Cash Equivalents	2,174,515				
0110 Investments	19,000,000				
0120 Taxes Receivable	1,363,441				
0130 Due From Other Funds	459,763				
0141 Due From Other Governments	1,667,058				
0142 State Revenue Receivable					
0143 Federal Revenue Receivable					
0145 Other Intergovernmental Revenue Receivable					
0146 Due from Primary Government					
0147 Due from Component Unit					
0150 Other Receivables					
0170 Inventories	40,036				
0180 Prepaid Expenses (Expenditures)	229,889				
0190 Other Current Assets	604				
<b>Total Assets</b>	<b>\$24,935,306</b>				
0910 Deferred Outflows of Resources					
<b>Total Assets And Deferred Outflows Of Resources</b>	<b>\$24,935,306</b>				

Amounts Expressed in Whole Dollars

	<u>Capital Reserve (1431)</u> <u>(32)</u>	<u>Other Capital Projects</u> <u>Fund</u> <u>(39)</u>	<u>Debt Service</u> <u>(40)</u>	<u>Permanent</u> <u>(90)</u>	<u>Total Governmental</u> <u>Funds</u>
<b>Assets And Deferred Outflows Of Resources</b>					
<b>Assets</b>					
0100 Cash and Cash Equivalents	2,183,971	5,264,538			9,623,024
0110 Investments					19,000,000
0120 Taxes Receivable					1,363,441
0130 Due From Other Funds					459,763
0141 Due From Other Governments					1,667,058
0142 State Revenue Receivable					
0143 Federal Revenue Receivable					
0145 Other Intergovernmental Revenue Receivable					
0146 Due from Primary Government					
0147 Due from Component Unit					
0150 Other Receivables					
0170 Inventories					40,036
0180 Prepaid Expenses (Expenditures)					229,889
0190 Other Current Assets					604
<b>Total Assets</b>	<b>\$2,183,971</b>	<b>\$5,264,538</b>			<b>\$32,383,815</b>
0910 Deferred Outflows of Resources					
<b>Total Assets And Deferred Outflows Of Resources</b>	<b>\$2,183,971</b>	<b>\$5,264,538</b>			<b>\$32,383,815</b>

Amounts Expressed in Whole Dollars

	<u>General Fund</u> <u>(10)</u>	<u>Public Purpose Trust</u> <u>(27)</u>	<u>Other Compt Approved</u> <u>(28)</u>	<u>Athletic / Activity</u> <u>(29)</u>	<u>Capital Reserve (690.</u> <u>1850)</u> <u>(31)</u>
<b>Liabilities And Deferred Inflows Of Resources And Fund Balances</b>					
<b>Liabilities</b>					
0400 Due to Other Funds	414,174				
0411 Due to Other Governments	143,375				
0412 Due to Primary Government					
0413 Due to Component Unit					
0420 Accounts Payable	690,417				
0430 Contracts Payable	76,095				
0440 Current Portion of Long-Term Debt	87,911				
0450 Short-Term Payables					
0461 Accrued Salaries and Benefits	2,197,573				
0462 Payroll Deductions and Withholding	1,614,536				
0480 Unearned Revenues	1,034,418				
0490 Other Current Liabilities	28,629				
<b>Total Liabilities</b>	<b>\$6,287,128</b>				
0950 Deferred Inflows of Resources					
<b>Fund Balances</b>					
0810 Nonspendable Fund Balance	229,889				
0820 Restricted Fund Balance	73,484				
0830 Committed Fund Balance	9,818,142				
0840 Assigned Fund Balance	6,756,915				
0850 Unassigned Fund Balance	1,769,748				
<b>Total Fund Balances</b>	<b>\$18,648,178</b>				
<b>Total Liabilities, Deferred Inflows Of Resources And Fund Balances</b>	<b>\$24,935,306</b>				

Amounts Expressed in Whole Dollars

	<u>Capital Reserve (1431)</u> <u>(32)</u>	<u>Other Capital Projects</u> <u>Fund</u> <u>(39)</u>	<u>Debt Service</u> <u>(40)</u>	<u>Permanent</u> <u>(90)</u>	<u>Total Governmental</u> <u>Funds</u>
<b>Liabilities And Deferred Inflows Of Resources And Fund Balances</b>					
<b>Liabilities</b>					
0400 Due to Other Funds					414,174
0411 Due to Other Governments					143,375
0412 Due to Primary Government					
0413 Due to Component Unit					
0420 Accounts Payable		650,366			1,340,783
0430 Contracts Payable					76,095
0440 Current Portion of Long-Term Debt					87,911
0450 Short-Term Payables					
0461 Accrued Salaries and Benefits					2,197,573
0462 Payroll Deductions and Withholding					1,614,536
0480 Unearned Revenues					1,034,418
0490 Other Current Liabilities					28,629
<b>Total Liabilities</b>		<b>\$650,366</b>			<b>\$6,937,494</b>
0950 Deferred Inflows of Resources					
<b>Fund Balances</b>					
0810 Nonspendable Fund Balance					229,889
0820 Restricted Fund Balance	2,183,971	4,614,172			6,871,627
0830 Committed Fund Balance					9,818,142
0840 Assigned Fund Balance					6,756,915
0850 Unassigned Fund Balance					1,769,748
<b>Total Fund Balances</b>	<b>\$2,183,971</b>	<b>\$4,614,172</b>			<b>\$25,446,321</b>
<b>Total Liabilities, Deferred Inflows Of Resources And Fund Balances</b>	<b>\$2,183,971</b>	<b>\$5,264,538</b>			<b>\$32,383,815</b>

Amounts Expressed in Whole Dollars	<u>General Fund</u> <u>(10)</u>	<u>Public Purpose Trust</u> <u>(27)</u>	<u>Other Compt Approved</u> <u>(28)</u>	<u>Athletic / Activity</u> <u>(29)</u>	<u>Capital Reserve (690.</u> <u>1850)</u> <u>(31)</u>
<b>Revenues</b>					
6000 Revenue from Local Sources	27,934,521				
7000 Revenue from State Sources	12,746,699				
8000 Revenue from Federal Sources	214,173				
<b>Total Revenues</b>	<b>\$40,895,393</b>				
<b>Expenditures</b>					
1000 Instruction	22,676,683				
2000 Support Services	12,698,924				
3000 Operation of Non-Instructional Services	928,802				
4000 Facilities Acquisition, Construction and Improvement Services					
5110 Debt Service	3,051,181				
5130 Refund of Prior Year Revenues / Receipts	5,935				
<b>Total Expenditures</b>	<b>\$39,361,525</b>				
<b>Excess (Deficiency) Of Revenues Over Expenditures</b>	<b>\$1,533,868</b>				
<b>Other Financing Sources (Uses)</b>					
9110 Face Value of Bonds Issued					
9120 Proceeds from Refunding of Bonds					
9130 Bond Premiums					
9200 Proceeds from Extended-Term Financing					
9300 Interfund Transfers - IN					
9400 Sale of or Compensation for Loss of Fixed Assets					
9710 Transfers from Component Units					
9720 Transfers from Primary Governments					
9910 Other Financing Sources Not Listed in the 9000 Series					
9990 Insurance Recoveries					
5120 Debt Service – Refunded Bonds					
5150 Bond Discounts					
5200 Interfund Transfers – Out	869,386				
5300 Transfers Out to Component Units/Primary Governments					
<b>Total Other Financing Sources (Uses)</b>	<b>(\$869,386)</b>				



Amounts Expressed in Whole Dollars	<u>Capital Reserve (1431)</u> <u>(32)</u>	<u>Other Capital Projects</u> <u>Fund</u> <u>(39)</u>	<u>Debt Service</u> <u>(40)</u>	<u>Permanent</u> <u>(90)</u>	<u>Total Governmental</u> <u>Funds</u>
<b>Revenues</b>					
6000 Revenue from Local Sources	9,934	4,395			27,948,850
7000 Revenue from State Sources					12,746,699
8000 Revenue from Federal Sources					214,173
<b>Total Revenues</b>	<b>\$9,934</b>	<b>\$4,395</b>			<b>\$40,909,722</b>
<b>Expenditures</b>					
1000 Instruction					22,676,683
2000 Support Services	33,951	118,360			12,851,235
3000 Operation of Non-Instructional Services					928,802
4000 Facilities Acquisition, Construction and Improvement Services	631,259	1,371,516			2,002,775
5110 Debt Service					3,051,181
5130 Refund of Prior Year Revenues / Receipts					5,935
<b>Total Expenditures</b>	<b>\$665,210</b>	<b>\$1,489,876</b>			<b>\$41,516,611</b>
<b>Excess (Deficiency) Of Revenues Over Expenditures</b>	<b>(\$655,276)</b>	<b>(\$1,485,481)</b>			<b>(\$606,889)</b>
<b>Other Financing Sources (Uses)</b>					
9110 Face Value of Bonds Issued		5,685,000			5,685,000
9120 Proceeds from Refunding of Bonds					
9130 Bond Premiums		296,291			296,291
9200 Proceeds from Extended-Term Financing					
9300 Interfund Transfers - IN	751,026	118,360			869,386
9400 Sale of or Compensation for Loss of Fixed Assets					
9710 Transfers from Component Units					
9720 Transfers from Primary Governments					
9910 Other Financing Sources Not Listed in the 9000 Series					
9990 Insurance Recoveries					
5120 Debt Service – Refunded Bonds					
5150 Bond Discounts					
5200 Interfund Transfers – Out					869,386
5300 Transfers Out to Component Units/Primary Governments					
<b>Total Other Financing Sources (Uses)</b>	<b>\$751,026</b>	<b>\$6,099,651</b>			<b>\$5,981,291</b>

Amounts Expressed in Whole Dollars	<u>General Fund</u> <u>(10)</u>	<u>Public Purpose Trust</u> <u>(27)</u>	<u>Other Compt Approved</u> <u>(28)</u>	<u>Athletic / Activity</u> <u>(29)</u>	<u>Capital Reserve</u> <u>(690.</u> <u>1850)</u> <u>(31)</u>
<b>Special And Extraordinary Items</b>					
9920 Special Items – Gains					
9930 Extraordinary Items – Gains					
5520 Special Items – Losses					
5530 Extraordinary Items – Losses					
<b>Net Change In Fund Balances</b>	<b>\$664,482</b>				
<b>Fund Balance</b>					
0001 Fund Balance - Beginning of Fiscal Year	17,983,696				
<b>Fund Balance - End Of Year</b>	<b>\$18,648,178</b>				

Amounts Expressed in Whole Dollars	<u>Capital Reserve (1431)</u> <u>(32)</u>	<u>Other Capital Projects</u> <u>Fund</u> <u>(39)</u>	<u>Debt Service</u> <u>(40)</u>	<u>Permanent</u> <u>(90)</u>	<u>Total Governmental</u> <u>Funds</u>
<b>Special And Extraordinary Items</b>					
9920 Special Items – Gains					
9930 Extraordinary Items – Gains					
5520 Special Items – Losses					
5530 Extraordinary Items – Losses					
<b>Net Change In Fund Balances</b>	<b>\$95,750</b>	<b>\$4,614,170</b>			<b>\$5,374,402</b>
<b>Fund Balance</b>					
0001 Fund Balance - Beginning of Fiscal Year	2,088,220				20,071,916
<b>Fund Balance - End Of Year</b>	<b>\$2,183,970</b>	<b>\$4,614,170</b>			<b>\$25,446,318</b>

Amounts Expressed in Whole Dollars	<u>Food Service</u> <u>(51)</u>	<u>Child Care</u> <u>Operations</u> <u>(52)</u>	<u>Other Enterprise</u> <u>(58)</u>	<u>TOTAL</u>	<u>Internal Service</u> <u>(60)</u>
<b>Assets And Deferred Outflows Of Resources</b>					
<b>Current Assets</b>					
0100 Cash and Cash Equivalents	560		54,185	54,745	
0110 Investments					
0130 Due From Other Funds	413,772		525	414,297	
0141 Due From Other Governments	35,079			35,079	
0142 State Revenue Receivable					
0143 Federal Revenue Receivable					
0146 Due from Primary Government					
0147 Due from Component Unit					
0150 Other Receivables	12,833			12,833	
0170 Inventories	15,069		861	15,930	
0180 Prepaid Expenses (Expenditures)					
0190 Other Current Assets					
<b>Total Current Assets</b>	<b>\$477,313</b>		<b>\$55,571</b>	<b>\$532,884</b>	
<b>Noncurrent Assets</b>					
0211 Land					
0212 Site Improvements (Net)					
0220 Buildings and Building Improvements (Net)	35,186			35,186	
0230 Machinery, Equipment and Furniture (Net)	59,579		56,794	116,373	
0250 Construction in Progress					
0260 Long Term Prepayments					
0290 Other Noncurrent Assets					
<b>Total Noncurrent Assets</b>	<b>\$94,765</b>		<b>\$56,794</b>	<b>\$151,559</b>	
0910 Deferred Outflows of Resources	195,813			195,813	
<b>Total Assets And Deferred Outflows Of Resources</b>	<b>\$767,891</b>		<b>\$112,365</b>	<b>\$880,256</b>	

Amounts Expressed in Whole Dollars	<u>Food Service</u> <u>(51)</u>	<u>Child Care</u> <u>Operations</u> <u>(52)</u>	<u>Other Enterprise</u> <u>(58)</u>	<u>TOTAL</u>	<u>Internal Service</u> <u>(60)</u>
<b>Liabilities And Deferred Inflows Of Resources And Net Position</b>					
<b>Current Liabilities</b>					
0400 Due to Other Funds	448,029			448,029	
0411 Due to Other Governments					
0413 Due to Component Unit					
0420 Accounts Payable	3,336			3,336	
0430 Contracts Payable					
0440 Current Portion of Long-Term Debt					
0450 Short-Term Payables					
0461 Accrued Salaries and Benefits	92			92	
0462 Payroll Deductions and Withholding					
0480 Unearned Revenues					
0490 Other Current Liabilities					
<b>Total Current Liabilities</b>	<b>\$451,457</b>			<b>\$451,457</b>	
<b>Noncurrent Liabilities</b>					
0510 Bonds Payable					
0520 Extended-Term Financing Agreements Payable					
0530 Lease-Purchase Obligations					
0540 Accumulated Compensated Absences	1,459			1,459	
0550 Authority Lease Obligations					
0560 Other Post-Employment Benefits (OPEB)					
0570 Net Pension Liability	1,090,728			1,090,728	
0599 Other Noncurrent Liabilities	25,637			25,637	
<b>Total Noncurrent Liabilities</b>	<b>\$1,117,824</b>			<b>\$1,117,824</b>	
<b>Total Liabilities</b>	<b>\$1,569,281</b>			<b>\$1,569,281</b>	
0950 Deferred Inflows of Resources	10,778			10,778	
<b>Net Position</b>					
0791 Net Investment in Capital Assets	94,765		56,794	151,559	
0008 Restricted Net Position (0792 – 0798)					
0799 Unrestricted Net Position	(906,933)		55,571	(851,362)	
<b>Total Net Position</b>	<b>(\$812,168)</b>		<b>\$112,365</b>	<b>(\$699,803)</b>	
<b>Total Liabilities And Deferred Inflows Of Resources And Net Position</b>	<b>\$767,891</b>		<b>\$112,365</b>	<b>\$880,256</b>	

Amounts Expressed in Whole Dollars	<u>Food Service</u> <u>(51)</u>	<u>Child Care Operations</u> <u>(52)</u>	<u>Other Enterprise</u> <u>(58)</u>	<u>TOTAL</u>	<u>Internal Service</u> <u>(60)</u>
<b>Operating Revenues</b>					
6600 Food Service Revenue	460,084			460,084	
0071 Charges for Services			19,047	19,047	
0072 Other Operating Revenue	6,764		4,162	10,926	
<b>Total Operating Revenues</b>	<b>\$466,848</b>		<b>\$23,209</b>	<b>\$490,057</b>	
<b>Operating Expenses</b>					
100 Personnel Services – Salaries	292,614		2,712	295,326	
200 Personnel Services – Employee Benefits	148,274		1,077	149,351	
300 Purchased Professional and Technical Services	325			325	
400 Purchased Property Services	16,390			16,390	
500 Other Purchased Services	1,134			1,134	
600 Supplies	343,315		10,463	353,778	
740 Depreciation	22,885		3,987	26,872	
810 Dues and Fees					
890 Miscellaneous Expenditures	287		100	387	
<b>Total Operating Expenses</b>	<b>\$825,224</b>		<b>\$18,339</b>	<b>\$843,563</b>	
<b>Operating Income (Loss)</b>	<b>(\$358,376)</b>		<b>\$4,870</b>	<b>(\$353,506)</b>	
<b>Non Operating Revenues (Expenses)</b>					
6500 Earnings on Investments			109	109	
6920 Contributions and Donations from Private Sources			6,265	6,265	
6930 Gains or Losses on Sale of Fixed Assets					
6991 Refunds of a Prior Year Expenditure					
7000 Revenue from State Sources	67,970		525	68,495	
8000 Revenue from Federal Sources	232,582			232,582	
820 Claims and Judgments Against the LEA					
830 Interest					
<b>TOTAL Non Operating Revenues (Expenses)</b>	<b>\$300,552</b>		<b>\$6,899</b>	<b>\$307,451</b>	
<b>Income (Loss) Before Contributions And Transfers</b>	<b>(\$57,824)</b>		<b>\$11,769</b>	<b>(\$46,055)</b>	

Amounts Expressed in Whole Dollars	<u>Food Service</u> <u>(51)</u>	<u>Child Care Operations</u> <u>(52)</u>	<u>Other Enterprise</u> <u>(58)</u>	<u>TOTAL</u>	<u>Internal Service</u> <u>(60)</u>
<b>Contributions, Transfers, and Special and Extraordinary Items</b>					
5200 Interfund Transfers – Out					
5300 Transfers Out to Component Units/Primary Governments					
5520 Special Items – Losses					
5530 Extraordinary Items – Losses					
9300 Interfund Transfers - IN					
9500 Capital Contributions					
9700 Transfers IN From Component Units/Primary Governments					
9920 Special Items – Gains					
9930 Extraordinary Items – Gains					
<b>Change In Net Position</b>	<b>(\$57,824)</b>		<b>\$11,769</b>	<b>(\$46,055)</b>	
0002 Net Position - Beginning of Fiscal Year	(754,344)		100,596	(653,748)	
0003 Accounting Changes / Residual Equity Transfers					
<b>Net Position - End Of Year</b>	<b>(\$812,168)</b>		<b>\$112,365</b>	<b>(\$699,803)</b>	

Amounts Expressed in Whole Dollars	<u>Food Service</u> <u>(51)</u>	<u>Child Care Operations</u> <u>(52)</u>	<u>Other Enterprise</u> <u>(58)</u>	<u>TOTAL</u>	<u>Internal Service(60)</u>
<b>Cash Flows From Operating Activities</b>					
0011 Cash Receipts From Users	435,432		18,885	454,317	
0012 Cash Receipts From Assessments Made to Other Funds					
0013 Cash Receipts From Earnings on Investments					
0014 Cash Receipts From Other Operating Revenue	20,668		4,162	24,830	
0015 Cash Payments To Employees For Services	411,024		3,789	414,813	
0016 Cash Payments For Insurance Claims					
0017 Cash Payments To Suppliers For Goods and Services	284,425		11,324	295,749	
0018 Cash Payments For Other Operating Expenses	287		100	387	
<b>Net Cash Provided By (Used For) Operating Activities</b>	<b>(\$239,636)</b>		<b>\$7,834</b>	<b>(\$231,802)</b>	
<b>Cash Flows From Non-Capital Financing Activities</b>					
0021 Receipts From Local Sources - 6000			6,265	6,265	
0022 Receipts From State Sources - 7000	65,303		525	65,828	
0023 Receipts From Federal Sources -8000	173,012			173,012	
0024 Notes and Loans Received (Repaid)					
0025 Interest Paid on Notes/Loans - 5100-830					
0026 Operating Transfers In (Out)/Residual Equity Trans					
0027 Operating Transfers In (Out) Primary Government / Comp Unit					
0028 Receipts From Refund of Prior Year Expenditures - 6991					
0029 Special and Extraordinary Gains (losses)					
<b>Net Cash Prov By (Used for) Non-Capital Financing Activities</b>	<b>\$238,315</b>		<b>\$6,790</b>	<b>\$245,105</b>	
<b>Cash Flows From Capital and Related Financing Activities</b>					
0031 Payments For Fac Acq, Const, and Imp - 4000					
0032 Gain / (Loss) on Sale of Fixed Assets - 6930					
0033 Proceeds From Extended Term Financing - 9200					
0034 Principal Paid on Financing Agreements					
0035 Interest Paid on Financing Agreements - 5100-830					
0036 (Inc) Dec in Contributed Capital			(3,298)	(3,298)	
<b>Net Cash Prov By (Used for) Capital and Related Financing Activities</b>			<b>(\$3,298)</b>	<b>(\$3,298)</b>	
<b>Cash Flows From Investing Activities</b>					
0041 Earnings on Investments - 6500			109	109	
0042 Purchase of Inv Securities / Deposits to Inv Pools					
0043 Receipts From Investment Pool Withdrawals					
0044 Proceeds from Sale and Maturity of Inv Securities					
0045 Loans Received (Paid)					
<b>Net Cash Prov By (Used for) Investing Activities</b>			<b>\$109</b>	<b>\$109</b>	



	<u>Food Service</u> <u>(51)</u>	<u>Child Care Operations</u> <u>(52)</u>	<u>Other Enterprise</u> <u>(58)</u>	<u>TOTAL</u>	<u>Internal Service</u> <u>(60)</u>
<b>Net Increase (Decrease) in Cash Flows</b>	<b>(1,321)</b>		<b>11,435</b>	<b>10,114</b>	
0004 Cash and Cash Equivalents Beginning of Year	1,881		42,750	44,631	
<b>Cash and Cash Equivalents at Year End</b>	<b>\$560</b>		<b>\$54,185</b>	<b>\$54,745</b>	
<b>Reconciliation of Operating Income (Loss) To Net Cash Provided by (Used For) Operating Activities</b>					
0005 Operating Income (Loss) per REP	(358,376)		4,870	(353,506)	
<b>Adjustments</b>					
0051 Depreciation and Net Amortization	22,885		3,987	26,872	
0052 Provision for Uncollectible Accounts					
0053 Other Adjustments	28,287			28,287	
<b>Effect of Changes in Assets, Liabilities, Deferred Outflows and Deferred Inflows</b>					
0054 (Inc) Dec In Accounts Receivable (0120-0150)	(10,899)		(162)	(11,061)	
0055 Advances to Other Funds (0160)	(277,257)			(277,257)	
0056 (Inc) Dec in Inventories (0170)	(3,165)		(861)	(4,026)	
0057 (Inc) Dec in Prepaid Expenses (0180)	151			151	
0058 (Inc) Dec in Other Current or Noncurrent Assets	(23,036)			(23,036)	
0064 Deferred Outflows (0910)					
0059 Inc (Dec) in Accounts Payable (0400-0450)	321,657			321,657	
0060 Inc (Dec) in Accrued Salaries/Benefits (0461)	43			43	
0065 Inc (Dec) in Net Pension Liabilities (0570)	146,114			146,114	
0066 Inc (Dec) in Other Postemp Benefit Oblig (0560)					
0061 Inc (Dec) in Payroll Deductions/Withholding (0462)					
0062 Inc (Dec) in Unearned Revenue (0480)	(98,341)			(98,341)	
0063 Inc (Dec) in Other Current or Noncurrent Liabilities	12,301			12,301	
0067 Deferred Inflows (0950)					
<b>Total Adjustments</b>	<b>\$118,740</b>		<b>\$2,964</b>	<b>\$121,704</b>	
<b>Cash Provided By (Used for) Total</b>	<b>(\$239,636)</b>		<b>\$7,834</b>	<b>(\$231,802)</b>	

COMBINED STATEMENT OF CASH FLOWS  
SCHEDULE OF NONCASH INVESTING, CAPITAL, AND FINANCING ACTIVITIES

Explanation of Transaction and Balance Sheet Effect	Amount
<b>Total</b>	

LEA : 121394603 Northwestern Lehigh SD

Printed 10/26/2017 3:59:57 PM

Amounts Expressed in Whole Dollars

Private Purpose Trust  
(71)

Investment Trust  
(72)

Pension Trust  
(73)

Activity  
(81)

**Assets And Deferred Outflows Of Resources**

	<u>Private Purpose Trust</u> <u>(71)</u>	<u>Investment Trust</u> <u>(72)</u>	<u>Pension Trust</u> <u>(73)</u>	<u>Activity</u> <u>(81)</u>
<b>Assets</b>				
0100 Cash and Cash Equivalents	137,135			
0110 Investments				
0130 Due From Other Funds				
0147 Due from Component Unit				
0150 Other Receivables				
0170 Inventories				
0180 Prepaid Expenses (Expenditures)				
0190 Other Current Assets				
0220 Buildings and Building Improvements (Net)				
0230 Machinery, Equipment and Furniture (Net)				
<b>Total Assets</b>	<b>\$137,135</b>			
0910 Deferred Outflows of Resources				
<b>Total Assets And Deferred Outflows Of Resources</b>	<b>\$137,135</b>			

LEA : 121394603 Northwestern Lehigh SD

Printed 10/26/2017 3:59:57 PM

Amounts Expressed in Whole Dollars

	<u>Other Agency</u> <u>(89)</u>	<u>Discrete Component Units</u> <u>(98)</u>	<u>Discrete Component Units</u> <u>(99)</u>	<u>Total Fiduciary Funds</u>
<b>Assets And Deferred Outflows Of Resources</b>				
<b>Assets</b>				
0100 Cash and Cash Equivalents		146,553		283,688
0110 Investments				
0130 Due From Other Funds				
0147 Due from Component Unit				
0150 Other Receivables		553		553
0170 Inventories				
0180 Prepaid Expenses (Expenditures)				
0190 Other Current Assets				
0220 Buildings and Building Improvements (Net)				
0230 Machinery, Equipment and Furniture (Net)				
<b>Total Assets</b>		<b>\$147,106</b>		<b>\$284,241</b>
0910 Deferred Outflows of Resources				
<b>Total Assets And Deferred Outflows Of Resources</b>		<b>\$147,106</b>		<b>\$284,241</b>

LEA : 121394603 Northwestern Lehigh SD

Printed 10/26/2017 3:59:57 PM

Amounts Expressed in Whole Dollars	<u>Private Purpose Trust</u> (71)	<u>Investment Trust</u> (72)	<u>Pension Trust</u> (73)	<u>Activity</u> (81)
<b>Liabilities, Deferred Inflows Of Resources And Net Position</b>				
<b>Liabilities</b>				
0400 Due to Other Funds				
0411 Due to Other Governments				
0412 Due to Primary Government				
0413 Due to Component Unit				
0420 Accounts Payable				
0430 Contracts Payable				
0450 Short-Term Payables				
0461 Accrued Salaries and Benefits				
0462 Payroll Deductions and Withholding				
0480 Unearned Revenues				
0490 Other Current Liabilities				
<b>Total Liabilities</b>				
0950 Deferred Inflows of Resources				
<b>Net Position</b>				
0791 Net Investment in Capital Assets				
0009 Restricted Net Position (0792 – 0798)				
0799 Unrestricted Net Position		137,135		
<b>Total Net Position</b>				
		<b>\$137,135</b>		
<b>Total Liabilities, Deferred Inflows Of Resources And Net Position</b>				
		<b>\$137,135</b>		

LEA : 121394603 Northwestern Lehigh SD

Printed 10/26/2017 3:59:57 PM

Amounts Expressed in Whole Dollars	<u>Other Agency</u> (89)	<u>Discrete Component Units</u> (98)	<u>Discrete Component Units</u> (99)	<u>Total Fiduciary Funds</u>
<b>Liabilities, Deferred Inflows Of Resources And Net Position</b>				
<b>Liabilities</b>				
0400 Due to Other Funds	145,034			145,034
0411 Due to Other Governments				
0412 Due to Primary Government				
0413 Due to Component Unit				
0420 Accounts Payable	2,072			2,072
0430 Contracts Payable				
0450 Short-Term Payables				
0461 Accrued Salaries and Benefits				
0462 Payroll Deductions and Withholding				
0480 Unearned Revenues				
0490 Other Current Liabilities				
<b>Total Liabilities</b>	<b>\$147,106</b>			<b>\$147,106</b>
0950 Deferred Inflows of Resources				
<b>Net Position</b>				
0791 Net Investment in Capital Assets				
0009 Restricted Net Position (0792 – 0798)				
0799 Unrestricted Net Position				137,135
<b>Total Net Position</b>				<b>\$137,135</b>
<b>Total Liabilities, Deferred Inflows Of Resources And Net Position</b>	<b>\$147,106</b>			<b>\$284,241</b>

Amounts Expressed in Whole Dollars	<u>Private Purpose Trust</u> (71)	<u>Investment Trust</u> (72)	<u>Pension Trust</u> (73)	<u>Discrete Component</u> <u>Units</u> (98)	<u>Discrete Component</u> <u>Units</u> (99)	<u>Total Fiduciary</u> <u>Funds</u>
<b>Additions</b>						
0091 Gifts and Contributions	11,265					11,265
0092 Other Additions	649					649
<b>Deductions</b>						
0093 Scholarships Awarded	11,150					11,150
0094 Other Deductions						
<b>Change In Net Position</b>	<b>\$764</b>					<b>\$764</b>
0006 Net Position – Beginning of Fiscal Year	136,371					136,371
0007 Net Position Held in Trust for Pension Benefits						
<b>Net Position - End of Fiscal Year</b>	<b>\$137,135</b>					<b>\$137,135</b>

	<u>Revenue Reported In Current Year</u>	<u>Current Year Tax Accrual</u>	<u>Prior Year Tax Accrual</u>	<u>Taxes Collected In Current Year</u>
<b><u>Revenue from Local Sources</u></b>				
6111 Current Real Estate Taxes	22,425,801.79			22,425,801.79
6112 Interim Real Estate Taxes	343,549.01			343,549.01
6113 Public Utility Realty Taxes	29,052.57			29,052.57
6114 Payments in Lieu of Current Taxes - State / Local	5,732.57			5,732.57
6143 Current Act 511 Local Services Taxes	47,632.47	409.07	289.68	47,513.08
6151 Current Act 511 Earned Income Taxes	2,538,279.24	11,421.06	27,681.95	2,554,540.13
6153 Current Act 511 Real Estate Transfer Taxes	326,155.03	46,739.05	33,227.30	312,643.28
6411 Delinquent Real Estate Taxes	955,760.61	266,771.49	78,182.88	767,172.00
6412 Delinquent Interim Real Estate Taxes	16,482.22	486.47		15,995.75
6420 Delinquent Per Capita Taxes, Section 679	44.00			44.00
6500 Earnings on Investments	402,312.60			
6700 Revenues from LEA Activities	110,984.36			
6831 Federal Revenue Received from Other Pennsylvania Public LEAs	535.00			
6832 Federal IDEA Revenue Received as Pass Through	362,538.88			
6910 Rentals	21,645.37			
6920 Contributions and Donations from Private Sources	186,301.82			
6943 Adult Education Tuition	6,778.50			
6944 Receipts from Other LEAs in Pennsylvania - Education	12,702.78			
6961 Transportation Services Provided Other Pennsylvania LEAs	7,314.78			
6991 Refunds of a Prior Year Expenditure	50,210.78			
6999 Other Revenues Not Specified Above	84,706.52			
<b>TOTAL Revenue from Local Sources</b>	<b>\$27,934,520.90</b>	<b>\$325,827.14</b>	<b>\$139,381.81</b>	<b>\$26,502,044.18</b>



**Revenue Reported  
In Current Year**

**Revenue from State Sources**

7110 Basic Education Funding	5,617,937.16		
7160 Tuition for Orphans Subsidy	40,024.86		
7271 Special Education funds for School-Aged Pupils	1,342,259.44		
7311 Pupil Transportation Subsidy	983,122.66		
7312 Nonpublic and Charter School Pupil Transportation Subsidy	69,300.00		
7320 Rental and Sinking Fund Payments / Building Reimbursement Subsidy	416,760.90		
7330 Health Services (Medical, Dental, Nurse, Act 25)	41,364.90		
7340 State Property Tax Reduction Allocation	674,898.19		
7505 Ready to Learn Block Grant	230,490.00		
7810 State Share of Social Security and Medicare Taxes	678,919.35		
7820 State Share of Retirement Contributions	2,651,621.89		
<b>TOTAL Revenue from State Sources</b>	<b>\$12,746,699.35</b>		

**Revenue Reported  
In Current Year**

**Revenue from Federal Sources**

8514 NCLB, Title I - Improving the Academic Achievement of the Disadvantaged	167,829.00			
8515 NCLB, Title II - Preparing, Training and Recruiting High Quality Teachers and Principals	33,601.00			
8690 Other Restricted Federal Grants-in-Aid Through the Commonwealth of PA	10,672.10			
8820 Medical Assistance Reimbursement for Administrative Claiming (Quarterly) Program	2,070.95			
<b>TOTAL Revenue from Federal Sources</b>	<b>\$214,173.05</b>			
<b>TOTAL FROM ALL SOURCES</b>	<b>\$40,895,393.30</b>	<b>\$325,827.14</b>	<b>\$139,381.81</b>	<b>\$26,502,044.18</b>

Revenue from Local Sources	27,934,520.90
Revenue from State Sources	12,746,699.35
Revenue from Federal Sources	214,173.05
Other Financing Sources	
<b>TOTAL FROM ALL SOURCES</b>	<b>\$40,895,393.30</b>

**General Fund (10)**

	<u>Total</u>
<b>1000 Instruction</b>	
<b>100 Personnel Services – Salaries</b>	
100 Personnel Services – Salaries	11,584,245.48
<b>Total Personnel Services – Salaries</b>	<b>\$11,584,245.48</b>
<b>200 Personnel Services – Employee Benefits</b>	
210 Group Insurance – Contracted Provider	2,166,027.39
220 Social Security Contributions	867,770.26
230 PSERS Retirement Contributions	3,450,858.00
250 Unemployment Compensation	2,886.15
260 Workers’ Compensation	125,607.32
299 All Other Employee Benefits	2,310.00
<b>Total Personnel Services – Employee Benefits</b>	<b>\$6,615,459.12</b>
<b>300 Purchased Professional and Technical Services</b>	
322 Professional Educational Services – Ius	1,025,037.48
329 Professional Educational Services – Other	385,945.92
340 Technical Services	1,328.75
<b>Total Purchased Professional and Technical Services</b>	<b>\$1,412,312.15</b>
<b>400 Purchased Property Services</b>	
430 Repairs and Maintenance Services	5,657.61
440 Rentals	44,382.92
<b>Total Purchased Property Services</b>	<b>\$50,040.53</b>
<b>500 Other Purchased Services</b>	
530 Communications	7,884.03
550 Printing and Binding	5,375.31
561 Tuition To Other School Districts Within the State	8,676.72
562 Tuition To Pennsylvania Charter Schools	935,490.39
564 Tuition To Career and Technology Centers	1,043,386.39
566 Tuition To Institutions of Higher Education and Technical Institutes	245,268.00
567 Tuition To Approved Private Schools (APS) and PA Chartered Schools for the Deaf and Blind	17,163.30
568 Tuition To Private Residential Rehabilitative Institutions (PRRI) [In-State] and Detention Centers	2,853.38
580 Travel	1,798.57
<b>Total Other Purchased Services</b>	<b>\$2,267,896.09</b>
<b>600 Supplies</b>	
610 General Supplies	137,781.11
630 Food	560.00
640 Books and Periodicals	108,161.27
650 Supplies & Fees – Technology Related	455,068.00
<b>Total Supplies</b>	<b>\$701,570.38</b>
<b>700 Property</b>	
756 Capitalized Technology Hardware and Equipment – Original	40,554.07
<b>Total Property</b>	<b>\$40,554.07</b>
<b>800 Other Objects</b>	

<b>General Fund (10)</b>		
<b>1000 Instruction</b>		<u><b>Total</b></u>
<b>800 Other Objects</b>		
810 Dues and Fees		4,605.58
<b>Total Other Objects</b>		<b>\$4,605.58</b>
<b>Total 1000 Instruction</b>		<b>\$22,676,683.40</b>

LEA : 121394603 Northwestern Lehigh SD

Printed 10/26/2017 4:00:04 PM

Page - 3 of 17

**General Fund (10)****1100 Regular Programs – Elementary / Secondary**

	<u>Elementary</u>	<u>Secondary</u>	<u>Federal</u>	<u>Total</u>
<b>100 Personnel Services – Salaries</b>				
100 Personnel Services – Salaries	4,702,784.37	4,196,387.41	174,459.03	9,073,630.81
<b>Total Personnel Services – Salaries</b>	<b>\$4,702,784.37</b>	<b>\$4,196,387.41</b>	<b>\$174,459.03</b>	<b>\$9,073,630.81</b>
<b>200 Personnel Services – Employee Benefits</b>				
210 Group Insurance – Contracted Provider	857,024.37	834,637.52		1,691,661.89
220 Social Security Contributions	365,914.86	314,092.55		680,007.41
230 PSERS Retirement Contributions	1,480,224.91	1,254,560.78		2,734,785.69
250 Unemployment Compensation	2,791.83			2,791.83
260 Workers' Compensation	54,947.24	47,051.65		101,998.89
299 All Other Employee Benefits	285.80	2,024.20		2,310.00
<b>Total Personnel Services – Employee Benefits</b>	<b>\$2,761,189.01</b>	<b>\$2,452,366.70</b>		<b>\$5,213,555.71</b>
<b>300 Purchased Professional and Technical Services</b>				
329 Professional Educational Services – Other	138.25	20,197.12	200.00	20,535.37
340 Technical Services	632.74	696.01		1,328.75
<b>Total Purchased Professional and Technical Services</b>	<b>\$770.99</b>	<b>\$20,893.13</b>	<b>\$200.00</b>	<b>\$21,864.12</b>
<b>400 Purchased Property Services</b>				
430 Repairs and Maintenance Services	2,863.52	2,794.09		5,657.61
440 Rentals	18,900.17	25,482.75		44,382.92
<b>Total Purchased Property Services</b>	<b>\$21,763.69</b>	<b>\$28,276.84</b>		<b>\$50,040.53</b>
<b>500 Other Purchased Services</b>				
530 Communications	3,739.30	4,124.29		7,863.59
550 Printing and Binding	265.63	5,109.68		5,375.31
562 Tuition To Pennsylvania Charter Schools	490,724.92	232,321.40		723,046.32
568 Tuition To Private Residential Rehabilitative Institutions (PRRI) [In-State] and Detention Centers		2,853.38		2,853.38
580 Travel	553.33	839.06		1,392.39
<b>Total Other Purchased Services</b>	<b>\$495,283.18</b>	<b>\$245,247.81</b>		<b>\$740,530.99</b>
<b>600 Supplies</b>				
610 General Supplies	73,044.20	56,322.85	467.97	129,835.02
630 Food	186.65	373.35		560.00
640 Books and Periodicals	51,949.13	53,182.23	1,393.14	106,524.50
650 Supplies & Fees – Technology Related	170,518.70	272,255.00	438.90	443,212.60
<b>Total Supplies</b>	<b>\$295,698.68</b>	<b>\$382,133.43</b>	<b>\$2,300.01</b>	<b>\$680,132.12</b>
<b>700 Property</b>				
756 Capitalized Technology Hardware and Equipment – Original		40,554.07		40,554.07
<b>Total Property</b>		<b>\$40,554.07</b>		<b>\$40,554.07</b>
<b>800 Other Objects</b>				
810 Dues and Fees	2,201.34	2,279.24		4,480.58
<b>Total Other Objects</b>	<b>\$2,201.34</b>	<b>\$2,279.24</b>		<b>\$4,480.58</b>
<b>Total 1100 Regular Programs – Elementary / Secondary</b>	<b>\$8,279,691.26</b>	<b>\$7,368,138.63</b>	<b>\$176,959.04</b>	<b>\$15,824,788.93</b>

**General Fund (10)**

	<u>Elementary</u>	<u>Secondary</u>	<u>Federal</u>	<u>Total</u>
<b>1110 Regular Programs</b>				
<b>100 Personnel Services – Salaries</b>				
100 Personnel Services – Salaries	4,702,784.37	4,196,387.41		8,899,171.78
<b>Total Personnel Services – Salaries</b>	<b>\$4,702,784.37</b>	<b>\$4,196,387.41</b>		<b>\$8,899,171.78</b>
<b>200 Personnel Services – Employee Benefits</b>				
210 Group Insurance – Contracted Provider	857,024.37	834,637.52		1,691,661.89
220 Social Security Contributions	365,914.86	314,092.55		680,007.41
230 PSERS Retirement Contributions	1,480,224.91	1,254,560.78		2,734,785.69
250 Unemployment Compensation	2,791.83			2,791.83
260 Workers' Compensation	54,947.24	47,051.65		101,998.89
299 All Other Employee Benefits	285.80	2,024.20		2,310.00
<b>Total Personnel Services – Employee Benefits</b>	<b>\$2,761,189.01</b>	<b>\$2,452,366.70</b>		<b>\$5,213,555.71</b>
<b>300 Purchased Professional and Technical Services</b>				
329 Professional Educational Services – Other	138.25	20,197.12		20,335.37
340 Technical Services	632.74	696.01		1,328.75
<b>Total Purchased Professional and Technical Services</b>	<b>\$770.99</b>	<b>\$20,893.13</b>		<b>\$21,664.12</b>
<b>400 Purchased Property Services</b>				
430 Repairs and Maintenance Services	2,863.52	2,794.09		5,657.61
440 Rentals	18,900.17	25,482.75		44,382.92
<b>Total Purchased Property Services</b>	<b>\$21,763.69</b>	<b>\$28,276.84</b>		<b>\$50,040.53</b>
<b>500 Other Purchased Services</b>				
530 Communications	3,739.30	4,124.29		7,863.59
550 Printing and Binding	265.63	5,109.68		5,375.31
562 Tuition To Pennsylvania Charter Schools	490,724.92	232,321.40		723,046.32
568 Tuition To Private Residential Rehabilitative Institutions (PRRI) [In-State] and Detention Centers		2,853.38		2,853.38
580 Travel	553.33	839.06		1,392.39
<b>Total Other Purchased Services</b>	<b>\$495,283.18</b>	<b>\$245,247.81</b>		<b>\$740,530.99</b>
<b>600 Supplies</b>				
610 General Supplies	73,044.20	56,322.85	98.01	129,465.06
630 Food	186.65	373.35		560.00
640 Books and Periodicals	51,949.13	53,182.23		105,131.36
650 Supplies & Fees – Technology Related	170,518.70	272,255.00		442,773.70
<b>Total Supplies</b>	<b>\$295,698.68</b>	<b>\$382,133.43</b>	<b>\$98.01</b>	<b>\$677,930.12</b>
<b>700 Property</b>				
756 Capitalized Technology Hardware and Equipment – Original		40,554.07		40,554.07
<b>Total Property</b>		<b>\$40,554.07</b>		<b>\$40,554.07</b>
<b>800 Other Objects</b>				
810 Dues and Fees	2,201.34	2,279.24		4,480.58
<b>Total Other Objects</b>	<b>\$2,201.34</b>	<b>\$2,279.24</b>		<b>\$4,480.58</b>
<b>Total 1110 Regular Programs</b>	<b>\$8,279,691.26</b>	<b>\$7,368,138.63</b>	<b>\$98.01</b>	<b>\$15,647,927.90</b>

General Fund (10)

1190 Federally-Funded Regular Programs

Elementary

Secondary

Federal

Total

100 Personnel Services – Salaries

100 Personnel Services – Salaries

174,459.03

174,459.03

**Total Personnel Services – Salaries**

**\$174,459.03**

**\$174,459.03**

300 Purchased Professional and Technical Services

329 Professional Educational Services – Other

200.00

200.00

**Total Purchased Professional and Technical Services**

**\$200.00**

**\$200.00**

600 Supplies

610 General Supplies

369.96

369.96

640 Books and Periodicals

1,393.14

1,393.14

650 Supplies & Fees – Technology Related

438.90

438.90

**Total Supplies**

**\$2,202.00**

**\$2,202.00**

**Total 1190 Federally-Funded Regular Programs**

**\$176,861.03**

**\$176,861.03**



**General Fund (10)**

<b>1200 Special Programs – Elementary / Secondary</b>	<u>Elementary</u>	<u>Secondary</u>	<u>Federal</u>	<u>Total</u>
<b>100 Personnel Services – Salaries</b>				
100 Personnel Services – Salaries	949,049.11	1,194,955.68	360,905.88	2,504,910.67
<b>Total Personnel Services – Salaries</b>	<b>\$949,049.11</b>	<b>\$1,194,955.68</b>	<b>\$360,905.88</b>	<b>\$2,504,910.67</b>
<b>200 Personnel Services – Employee Benefits</b>				
210 Group Insurance – Contracted Provider	194,088.56	280,276.94		474,365.50
220 Social Security Contributions	77,878.85	109,464.73		187,343.58
230 PSERS Retirement Contributions	297,954.70	416,515.98		714,470.68
250 Unemployment Compensation	94.32			94.32
260 Workers' Compensation	10,605.61	12,965.45		23,571.06
<b>Total Personnel Services – Employee Benefits</b>	<b>\$580,622.04</b>	<b>\$819,223.10</b>		<b>\$1,399,845.14</b>
<b>300 Purchased Professional and Technical Services</b>				
322 Professional Educational Services – lus	467,660.88	555,743.60	1,633.00	1,025,037.48
329 Professional Educational Services – Other	145,694.60	215,485.95		361,180.55
<b>Total Purchased Professional and Technical Services</b>	<b>\$613,355.48</b>	<b>\$771,229.55</b>	<b>\$1,633.00</b>	<b>\$1,386,218.03</b>
<b>500 Other Purchased Services</b>				
530 Communications	10.22	10.22		20.44
561 Tuition To Other School Districts Within the State	6,348.87	2,327.85		8,676.72
562 Tuition To Pennsylvania Charter Schools	56,640.67	155,803.40		212,444.07
567 Tuition To Approved Private Schools (APS) and PA Chartered Schools for the Deaf and Blind	8,581.65	8,581.65		17,163.30
580 Travel	170.58	235.60		406.18
<b>Total Other Purchased Services</b>	<b>\$71,751.99</b>	<b>\$166,958.72</b>		<b>\$238,710.71</b>
<b>600 Supplies</b>				
610 General Supplies	3,218.09	1,464.24	3,263.76	7,946.09
640 Books and Periodicals	115.49	1,521.28		1,636.77
650 Supplies & Fees – Technology Related	6,050.84	5,804.56		11,855.40
<b>Total Supplies</b>	<b>\$9,384.42</b>	<b>\$8,790.08</b>	<b>\$3,263.76</b>	<b>\$21,438.26</b>
<b>800 Other Objects</b>				
810 Dues and Fees		125.00		125.00
<b>Total Other Objects</b>		<b>\$125.00</b>		<b>\$125.00</b>
<b>Total 1200 Special Programs – Elementary / Secondary</b>	<b>\$2,224,163.04</b>	<b>\$2,961,282.13</b>	<b>\$365,802.64</b>	<b>\$5,551,247.81</b>

**General Fund (10)**

**1210 Life Skills Support**

**100 Personnel Services – Salaries**

	<u>Elementary</u>	<u>Secondary</u>	<u>Federal</u>	<u>Total</u>
100 Personnel Services – Salaries		40,081.19		40,081.19
<b>Total Personnel Services – Salaries</b>		<b>\$40,081.19</b>		<b>\$40,081.19</b>

**200 Personnel Services – Employee Benefits**

210 Group Insurance – Contracted Provider	55.29	6,073.17		6,128.46
220 Social Security Contributions		3,020.47		3,020.47
230 PSERS Retirement Contributions		11,556.31		11,556.31
260 Workers' Compensation		232.87		232.87
<b>Total Personnel Services – Employee Benefits</b>	<b>\$55.29</b>	<b>\$20,882.82</b>		<b>\$20,938.11</b>
<b>Total 1210 Life Skills Support</b>	<b>\$55.29</b>	<b>\$60,964.01</b>		<b>\$61,019.30</b>

**General Fund (10)**

	<u>Elementary</u>	<u>Secondary</u>	<u>Federal</u>	<u>Total</u>
<b>1220 Sensory Support</b>				
<b>100 Personnel Services – Salaries</b>				
100 Personnel Services – Salaries	52,412.70	33,692.25		86,104.95
<b>Total Personnel Services – Salaries</b>	<b>\$52,412.70</b>	<b>\$33,692.25</b>		<b>\$86,104.95</b>
<b>200 Personnel Services – Employee Benefits</b>				
210 Group Insurance – Contracted Provider	19,950.76	9,602.97		29,553.73
220 Social Security Contributions	3,831.01	2,454.41		6,285.42
230 PSERS Retirement Contributions	15,257.13	9,655.30		24,912.43
260 Workers' Compensation	300.81	220.09		520.90
<b>Total Personnel Services – Employee Benefits</b>	<b>\$39,339.71</b>	<b>\$21,932.77</b>		<b>\$61,272.48</b>
<b>300 Purchased Professional and Technical Services</b>				
329 Professional Educational Services – Other	2,244.47	2,244.47		4,488.94
<b>Total Purchased Professional and Technical Services</b>	<b>\$2,244.47</b>	<b>\$2,244.47</b>		<b>\$4,488.94</b>
<b>500 Other Purchased Services</b>				
580 Travel	31.59	31.59		63.18
<b>Total Other Purchased Services</b>	<b>\$31.59</b>	<b>\$31.59</b>		<b>\$63.18</b>
<b>600 Supplies</b>				
610 General Supplies		719.25		719.25
650 Supplies & Fees – Technology Related	149.50	149.50		299.00
<b>Total Supplies</b>	<b>\$149.50</b>	<b>\$868.75</b>		<b>\$1,018.25</b>
<b>Total 1220 Sensory Support</b>	<b>\$94,177.97</b>	<b>\$58,769.83</b>		<b>\$152,947.80</b>

General Fund (10)

1230 Emotional Support

100 Personnel Services – Salaries

	<u>Elementary</u>	<u>Secondary</u>	<u>Federal</u>	<u>Total</u>
100 Personnel Services – Salaries	33,345.86	236,635.59	122,658.95	392,640.40
<b>Total Personnel Services – Salaries</b>	<b>\$33,345.86</b>	<b>\$236,635.59</b>	<b>\$122,658.95</b>	<b>\$392,640.40</b>

200 Personnel Services – Employee Benefits

210 Group Insurance – Contracted Provider	6,384.60	88,489.26		94,873.86
220 Social Security Contributions	2,491.10	26,768.63		29,259.73
230 PSERS Retirement Contributions	9,621.17	101,561.83		111,183.00
260 Workers' Compensation	222.40	2,132.35		2,354.75
<b>Total Personnel Services – Employee Benefits</b>	<b>\$18,719.27</b>	<b>\$218,952.07</b>		<b>\$237,671.34</b>

500 Other Purchased Services

580 Travel	74.00	74.00		148.00
<b>Total Other Purchased Services</b>	<b>\$74.00</b>	<b>\$74.00</b>		<b>\$148.00</b>

600 Supplies

610 General Supplies	116.09	232.20		348.29
640 Books and Periodicals	30.66	61.34		92.00
<b>Total Supplies</b>	<b>\$146.75</b>	<b>\$293.54</b>		<b>\$440.29</b>
<b>Total 1230 Emotional Support</b>	<b>\$52,285.88</b>	<b>\$455,955.20</b>	<b>\$122,658.95</b>	<b>\$630,900.03</b>

**General Fund (10)**

**1240 Academic Support**

	<u>Elementary</u>	<u>Secondary</u>	<u>Federal</u>	<u>Total</u>
<b>100 Personnel Services – Salaries</b>				
100 Personnel Services – Salaries	863,290.55	884,546.65	238,246.93	1,986,084.13
<b>Total Personnel Services – Salaries</b>	<b>\$863,290.55</b>	<b>\$884,546.65</b>	<b>\$238,246.93</b>	<b>\$1,986,084.13</b>
<b>200 Personnel Services – Employee Benefits</b>				
210 Group Insurance – Contracted Provider	167,697.91	176,111.54		343,809.45
220 Social Security Contributions	71,556.74	77,221.22		148,777.96
230 PSERS Retirement Contributions	273,076.40	293,742.54		566,818.94
250 Unemployment Compensation	94.32			94.32
260 Workers' Compensation	10,082.40	10,380.14		20,462.54
<b>Total Personnel Services – Employee Benefits</b>	<b>\$522,507.77</b>	<b>\$557,455.44</b>		<b>\$1,079,963.21</b>
<b>500 Other Purchased Services</b>				
530 Communications	10.22	10.22		20.44
580 Travel	64.99	130.01		195.00
<b>Total Other Purchased Services</b>	<b>\$75.21</b>	<b>\$140.23</b>		<b>\$215.44</b>
<b>600 Supplies</b>				
610 General Supplies	3,102.00	512.79	3,263.76	6,878.55
640 Books and Periodicals	84.83	1,459.94		1,544.77
650 Supplies & Fees – Technology Related	5,901.34	5,655.06		11,556.40
<b>Total Supplies</b>	<b>\$9,088.17</b>	<b>\$7,627.79</b>	<b>\$3,263.76</b>	<b>\$19,979.72</b>
<b>800 Other Objects</b>				
810 Dues and Fees		125.00		125.00
<b>Total Other Objects</b>		<b>\$125.00</b>		<b>\$125.00</b>
<b>Total 1240 Academic Support</b>	<b>\$1,394,961.70</b>	<b>\$1,449,895.11</b>	<b>\$241,510.69</b>	<b>\$3,086,367.50</b>

**General Fund (10)**

	<u>Elementary</u>	<u>Secondary</u>	<u>Federal</u>	<u>Total</u>
<b>1241 Learning Support – Public</b>				
<b>100 Personnel Services – Salaries</b>				
100 Personnel Services – Salaries	818,656.60	819,303.24	238,246.93	1,876,206.77
<b>Total Personnel Services – Salaries</b>	<b>\$818,656.60</b>	<b>\$819,303.24</b>	<b>\$238,246.93</b>	<b>\$1,876,206.77</b>
<b>200 Personnel Services – Employee Benefits</b>				
210 Group Insurance – Contracted Provider	155,336.55	156,933.06		312,269.61
220 Social Security Contributions	68,244.70	72,512.13		140,756.83
230 PSERS Retirement Contributions	260,329.88	275,040.60		535,370.48
250 Unemployment Compensation	94.32			94.32
260 Workers' Compensation	9,816.91	9,975.79		19,792.70
<b>Total Personnel Services – Employee Benefits</b>	<b>\$493,822.36</b>	<b>\$514,461.58</b>		<b>\$1,008,283.94</b>
<b>500 Other Purchased Services</b>				
530 Communications	10.22	10.22		20.44
<b>Total Other Purchased Services</b>	<b>\$10.22</b>	<b>\$10.22</b>		<b>\$20.44</b>
<b>600 Supplies</b>				
610 General Supplies	2,462.65	510.55	3,263.76	6,236.96
640 Books and Periodicals	84.83	1,459.94		1,544.77
650 Supplies & Fees – Technology Related	5,901.34	5,655.06		11,556.40
<b>Total Supplies</b>	<b>\$8,448.82</b>	<b>\$7,625.55</b>	<b>\$3,263.76</b>	<b>\$19,338.13</b>
<b>800 Other Objects</b>				
810 Dues and Fees		125.00		125.00
<b>Total Other Objects</b>		<b>\$125.00</b>		<b>\$125.00</b>
<b>Total 1241 Learning Support – Public</b>	<b>\$1,320,938.00</b>	<b>\$1,341,525.59</b>	<b>\$241,510.69</b>	<b>\$2,903,974.28</b>

**General Fund (10)**

	<u>Elementary</u>	<u>Secondary</u>	<u>Federal</u>	<u>Total</u>
<b>1243 Gifted Support</b>				
<b>100 Personnel Services – Salaries</b>				
100 Personnel Services – Salaries	44,633.95	65,243.41		109,877.36
<b>Total Personnel Services – Salaries</b>	<b>\$44,633.95</b>	<b>\$65,243.41</b>		<b>\$109,877.36</b>
<b>200 Personnel Services – Employee Benefits</b>				
210 Group Insurance – Contracted Provider	12,361.36	19,178.48		31,539.84
220 Social Security Contributions	3,312.04	4,709.09		8,021.13
230 PSERS Retirement Contributions	12,746.52	18,701.94		31,448.46
260 Workers' Compensation	265.49	404.35		669.84
<b>Total Personnel Services – Employee Benefits</b>	<b>\$28,685.41</b>	<b>\$42,993.86</b>		<b>\$71,679.27</b>
<b>500 Other Purchased Services</b>				
580 Travel	64.99	130.01		195.00
<b>Total Other Purchased Services</b>	<b>\$64.99</b>	<b>\$130.01</b>		<b>\$195.00</b>
<b>600 Supplies</b>				
610 General Supplies	639.35	2.24		641.59
<b>Total Supplies</b>	<b>\$639.35</b>	<b>\$2.24</b>		<b>\$641.59</b>
<b>Total 1243 Gifted Support</b>	<b>\$74,023.70</b>	<b>\$108,369.52</b>		<b>\$182,393.22</b>

**General Fund (10)**

	<u>Elementary</u>	<u>Secondary</u>	<u>Federal</u>	<u>Total</u>
<b>1290 Special Programs - Other Support</b>				
<b>300 <u>Purchased Professional and Technical Services</u></b>				
322 Professional Educational Services – Ius	467,660.88	555,743.60	1,633.00	1,025,037.48
329 Professional Educational Services – Other	143,450.13	213,241.48		356,691.61
<b>Total Purchased Professional and Technical Services</b>	<b>\$611,111.01</b>	<b>\$768,985.08</b>	<b>\$1,633.00</b>	<b>\$1,381,729.09</b>
<b>500 <u>Other Purchased Services</u></b>				
561 Tuition To Other School Districts Within the State	6,348.87	2,327.85		8,676.72
562 Tuition To Pennsylvania Charter Schools	56,640.67	155,803.40		212,444.07
567 Tuition To Approved Private Schools (APS) and PA Chartered Schools for the Deaf and Blind	8,581.65	8,581.65		17,163.30
<b>Total Other Purchased Services</b>	<b>\$71,571.19</b>	<b>\$166,712.90</b>		<b>\$238,284.09</b>
<b>Total 1290 Special Programs - Other Support</b>	<b>\$682,682.20</b>	<b>\$935,697.98</b>	<b>\$1,633.00</b>	<b>\$1,620,013.18</b>



General Fund (10)

1300 Vocational Education

500 Other Purchased Services

564 Tuition To Career and Technology Centers

Total Other Purchased Services

Total 1300 Vocational Education

<u>Elementary</u>	<u>Secondary</u>	<u>Federal</u>	<u>Total</u>
	1,043,386.39		1,043,386.39
	<b>\$1,043,386.39</b>		<b>\$1,043,386.39</b>
	<b>\$1,043,386.39</b>		<b>\$1,043,386.39</b>

General Fund (10)

	<u>Elementary</u>	<u>Secondary</u>	<u>Federal</u>	<u>Total</u>
<b>1400 Other Instructional Programs – Elementary / Secondary</b>				
<b>100 Personnel Services – Salaries</b>				
100 Personnel Services – Salaries	470.12	5,233.88		5,704.00
<b>Total Personnel Services – Salaries</b>	<b>\$470.12</b>	<b>\$5,233.88</b>		<b>\$5,704.00</b>
<b>200 Personnel Services – Employee Benefits</b>				
220 Social Security Contributions	32.35	386.92		419.27
230 PSERS Retirement Contributions	118.81	1,482.82		1,601.63
260 Workers’ Compensation	1.87	35.50		37.37
<b>Total Personnel Services – Employee Benefits</b>	<b>\$153.03</b>	<b>\$1,905.24</b>		<b>\$2,058.27</b>
<b>Total 1400 Other Instructional Programs – Elementary / Secondary</b>	<b>\$623.15</b>	<b>\$7,139.12</b>		<b>\$7,762.27</b>

General Fund (10)

	<u>Elementary</u>	<u>Secondary</u>	<u>Federal</u>	<u>Total</u>
<b>1430 Homebound Instruction</b>				
<b>100 Personnel Services – Salaries</b>				
100 Personnel Services – Salaries	470.12	5,233.88		5,704.00
<b>Total Personnel Services – Salaries</b>	<b>\$470.12</b>	<b>\$5,233.88</b>		<b>\$5,704.00</b>
<b>200 Personnel Services – Employee Benefits</b>				
220 Social Security Contributions	32.35	386.92		419.27
230 PSERS Retirement Contributions	118.81	1,482.82		1,601.63
260 Workers’ Compensation	1.87	35.50		37.37
<b>Total Personnel Services – Employee Benefits</b>	<b>\$153.03</b>	<b>\$1,905.24</b>		<b>\$2,058.27</b>
<b>Total 1430 Homebound Instruction</b>	<b>\$623.15</b>	<b>\$7,139.12</b>		<b>\$7,762.27</b>

General Fund (10)

	<u>Elementary</u>	<u>Secondary</u>	<u>Federal</u>	<u>Total</u>
<b>1600 Adult Education Programs</b>				
<b>300 <u>Purchased Professional and Technical Services</u></b>				
329 Professional Educational Services – Other				4,230.00
<b>Total Purchased Professional and Technical Services</b>				<b>\$4,230.00</b>
<b>500 <u>Other Purchased Services</u></b>				
566 Tuition To Institutions of Higher Education and Technical Institutes				245,268.00
<b>Total Other Purchased Services</b>				<b>\$245,268.00</b>
<b>Total 1600 Adult Education Programs</b>				<b>\$249,498.00</b>

General Fund (10)

2000 Support Services

Total

100 Personnel Services – Salaries

100 Personnel Services – Salaries 6,104,373.48

Total Personnel Services – Salaries \$6,104,373.48

200 Personnel Services – Employee Benefits

210 Group Insurance – Contracted Provider 872,104.97

220 Social Security Contributions 456,683.80

230 PSERS Retirement Contributions 1,731,487.94

240 Tuition Reimbursement 75,847.14

250 Unemployment Compensation 1,506.67

260 Workers' Compensation 49,205.86

299 All Other Employee Benefits 35,476.37

Total Personnel Services – Employee Benefits \$3,222,312.75

300 Purchased Professional and Technical Services

310 Official / Administrative Services 33,923.57

324 Professional Educational Services – Employee Training and Development Services 38,742.07

329 Professional Educational Services – Other 27,036.14

330 Other Professional Services 317,896.57

340 Technical Services 40,936.17

350 Security / Safety Services 38,368.68

Total Purchased Professional and Technical Services \$496,903.20

400 Purchased Property Services

410 Cleaning Services 24,184.52

420 Utility Services 140,419.69

430 Repairs and Maintenance Services 299,488.84

440 Rentals 37,693.78

460 Extermination Services 4,375.00

490 Other Purchased Property Services 36,601.68

Total Purchased Property Services \$542,763.51

500 Other Purchased Services

513 Contracted Carriers 230,188.68

516 Student Transportation Services From the IU 113,428.53

520 Insurance – General 32,840.00

522 Automotive Liability Insurance 48,315.00

523 General Property and Liability Insurance 105,625.00

530 Communications 104,319.36

549 Other Advertising/Public Relations 16,823.55

550 Printing and Binding 4,707.95

580 Travel 22,525.67

595 IU Payments By Withholding 38,493.12

Total Other Purchased Services \$717,266.86

600 Supplies

610 General Supplies 373,396.20

620 Energy 674,370.20

630 Food 4,645.59

**General Fund (10)**

**2000 Support Services**

**Total**

**600 Supplies**

640 Books and Periodicals

15,331.88

650 Supplies & Fees – Technology Related

173,567.59

**Total Supplies**

**\$1,241,311.46**

**700 Property**

762 Capitalized Equipment - Replacement

352,848.17

**Total Property**

**\$352,848.17**

**800 Other Objects**

810 Dues and Fees

21,144.38

**Total Other Objects**

**\$21,144.38**

**Total 2000 Support Services**

**\$12,698,923.81**

**General Fund (10)**

	<u>Elementary</u>	<u>Secondary</u>	<u>Federal</u>	<u>Total</u>
<b>2100 Support Services – Students</b>				
<b>100 Personnel Services – Salaries</b>				
100 Personnel Services – Salaries	376,594.55	413,415.57		792,679.96
<b>Total Personnel Services – Salaries</b>	<b>\$376,594.55</b>	<b>\$413,415.57</b>		<b>\$792,679.96</b>
<b>200 Personnel Services – Employee Benefits</b>				
210 Group Insurance – Contracted Provider	75,154.35	93,999.01		169,153.36
220 Social Security Contributions	24,487.15	34,116.58		58,807.97
230 PSERS Retirement Contributions	96,624.79	131,870.55		229,297.10
260 Workers' Compensation	2,162.47	2,992.54		5,181.16
299 All Other Employee Benefits	4,439.46	4,439.46		8,878.92
<b>Total Personnel Services – Employee Benefits</b>	<b>\$202,868.22</b>	<b>\$267,418.14</b>		<b>\$471,318.51</b>
<b>300 Purchased Professional and Technical Services</b>				
330 Other Professional Services	1,260.00	200.00		1,460.00
<b>Total Purchased Professional and Technical Services</b>	<b>\$1,260.00</b>	<b>\$200.00</b>		<b>\$1,460.00</b>
<b>400 Purchased Property Services</b>				
440 Rentals		174.80		174.80
<b>Total Purchased Property Services</b>		<b>\$174.80</b>		<b>\$174.80</b>
<b>500 Other Purchased Services</b>				
530 Communications	935.00	935.00		1,870.00
550 Printing and Binding	78.60	78.60		157.20
580 Travel	1,266.51	1,266.50		2,537.29
<b>Total Other Purchased Services</b>	<b>\$2,280.11</b>	<b>\$2,280.10</b>		<b>\$4,564.49</b>
<b>600 Supplies</b>				
610 General Supplies	2,864.83	15,080.45		17,945.28
630 Food		69.02		69.02
640 Books and Periodicals	48.04			48.04
650 Supplies & Fees – Technology Related	3,373.86	2,398.86		5,772.72
<b>Total Supplies</b>	<b>\$6,286.73</b>	<b>\$17,548.33</b>		<b>\$23,835.06</b>
<b>800 Other Objects</b>				
810 Dues and Fees	118.67	388.66		507.33
<b>Total Other Objects</b>	<b>\$118.67</b>	<b>\$388.66</b>		<b>\$507.33</b>
<b>Total 2100 Support Services – Students</b>	<b>\$589,408.28</b>	<b>\$701,425.60</b>		<b>\$1,294,540.15</b>

**General Fund (10)**

	<u>Elementary</u>	<u>Secondary</u>	<u>Federal</u>	<u>Total</u>
<b>2110 Supervision of Student Services</b>				
<b>100 Personnel Services – Salaries</b>				
100 Personnel Services – Salaries	108,808.20	108,808.18		217,616.38
<b>Total Personnel Services – Salaries</b>	<b>\$108,808.20</b>	<b>\$108,808.18</b>		<b>\$217,616.38</b>
<b>200 Personnel Services – Employee Benefits</b>				
210 Group Insurance – Contracted Provider	16,991.06	16,991.04		33,982.10
220 Social Security Contributions	7,992.37	7,992.36		15,984.73
230 PSERS Retirement Contributions	32,048.05	32,048.03		64,096.08
260 Workers' Compensation	864.84	864.84		1,729.68
299 All Other Employee Benefits	4,439.46	4,439.46		8,878.92
<b>Total Personnel Services – Employee Benefits</b>	<b>\$62,335.78</b>	<b>\$62,335.73</b>		<b>\$124,671.51</b>
<b>500 Other Purchased Services</b>				
580 Travel	865.20	865.20		1,730.40
<b>Total Other Purchased Services</b>	<b>\$865.20</b>	<b>\$865.20</b>		<b>\$1,730.40</b>
<b>600 Supplies</b>				
650 Supplies & Fees – Technology Related	461.48	461.47		922.95
<b>Total Supplies</b>	<b>\$461.48</b>	<b>\$461.47</b>		<b>\$922.95</b>
<b>800 Other Objects</b>				
810 Dues and Fees	16.67	16.66		33.33
<b>Total Other Objects</b>	<b>\$16.67</b>	<b>\$16.66</b>		<b>\$33.33</b>
<b>Total 2110 Supervision of Student Services</b>	<b>\$172,487.33</b>	<b>\$172,487.24</b>		<b>\$344,974.57</b>



**General Fund (10)**

	<u>Elementary</u>	<u>Secondary</u>	<u>Federal</u>	<u>Total</u>
<b>2111 Supervision of Student Services – Head of Component</b>				
<b>100 Personnel Services – Salaries</b>				
100 Personnel Services – Salaries	108,808.20	108,808.18		217,616.38
<b>Total Personnel Services – Salaries</b>	<b>\$108,808.20</b>	<b>\$108,808.18</b>		<b>\$217,616.38</b>
<b>200 Personnel Services – Employee Benefits</b>				
210 Group Insurance – Contracted Provider	16,991.06	16,991.04		33,982.10
220 Social Security Contributions	7,992.37	7,992.36		15,984.73
230 PSERS Retirement Contributions	32,048.05	32,048.03		64,096.08
260 Workers' Compensation	864.84	864.84		1,729.68
299 All Other Employee Benefits	4,439.46	4,439.46		8,878.92
<b>Total Personnel Services – Employee Benefits</b>	<b>\$62,335.78</b>	<b>\$62,335.73</b>		<b>\$124,671.51</b>
<b>500 Other Purchased Services</b>				
580 Travel	865.20	865.20		1,730.40
<b>Total Other Purchased Services</b>	<b>\$865.20</b>	<b>\$865.20</b>		<b>\$1,730.40</b>
<b>600 Supplies</b>				
650 Supplies & Fees – Technology Related	461.48	461.47		922.95
<b>Total Supplies</b>	<b>\$461.48</b>	<b>\$461.47</b>		<b>\$922.95</b>
<b>800 Other Objects</b>				
810 Dues and Fees	16.67	16.66		33.33
<b>Total Other Objects</b>	<b>\$16.67</b>	<b>\$16.66</b>		<b>\$33.33</b>
<b>Total 2111 Supervision of Student Services – Head of Component</b>	<b>\$172,487.33</b>	<b>\$172,487.24</b>		<b>\$344,974.57</b>

**General Fund (10)**

	<u>Elementary</u>	<u>Secondary</u>	<u>Federal</u>	<u>Total</u>
<b>2120 Guidance Services</b>				
<b>100 Personnel Services – Salaries</b>				
100 Personnel Services – Salaries	201,927.14	260,831.10		462,758.24
<b>Total Personnel Services – Salaries</b>	<b>\$201,927.14</b>	<b>\$260,831.10</b>		<b>\$462,758.24</b>
<b>200 Personnel Services – Employee Benefits</b>				
210 Group Insurance – Contracted Provider	40,996.81	71,100.28		112,097.09
220 Social Security Contributions	11,605.07	22,806.50		34,411.57
230 PSERS Retirement Contributions	45,375.43	86,935.77		132,311.20
260 Workers' Compensation	915.44	1,846.59		2,762.03
<b>Total Personnel Services – Employee Benefits</b>	<b>\$98,892.75</b>	<b>\$182,689.14</b>		<b>\$281,581.89</b>
<b>400 Purchased Property Services</b>				
440 Rentals		174.80		174.80
<b>Total Purchased Property Services</b>		<b>\$174.80</b>		<b>\$174.80</b>
<b>500 Other Purchased Services</b>				
530 Communications	935.00	935.00		1,870.00
<b>Total Other Purchased Services</b>	<b>\$935.00</b>	<b>\$935.00</b>		<b>\$1,870.00</b>
<b>600 Supplies</b>				
610 General Supplies	571.03	12,786.67		13,357.70
630 Food		69.02		69.02
640 Books and Periodicals	48.04			48.04
650 Supplies & Fees – Technology Related	974.98			974.98
<b>Total Supplies</b>	<b>\$1,594.05</b>	<b>\$12,855.69</b>		<b>\$14,449.74</b>
<b>800 Other Objects</b>				
810 Dues and Fees		270.00		270.00
<b>Total Other Objects</b>		<b>\$270.00</b>		<b>\$270.00</b>
<b>Total 2120 Guidance Services</b>	<b>\$303,348.94</b>	<b>\$457,755.73</b>		<b>\$761,104.67</b>

**General Fund (10)**

	<u>Elementary</u>	<u>Secondary</u>	<u>Federal</u>	<u>Total</u>
<b>2140 Psychological Services</b>				
<b>100 Personnel Services – Salaries</b>				
100 Personnel Services – Salaries	65,859.21	43,776.29		109,635.50
<b>Total Personnel Services – Salaries</b>	<b>\$65,859.21</b>	<b>\$43,776.29</b>		<b>\$109,635.50</b>
<b>200 Personnel Services – Employee Benefits</b>				
210 Group Insurance – Contracted Provider	17,166.48	5,907.69		23,074.17
220 Social Security Contributions	4,889.71	3,317.72		8,207.43
230 PSERS Retirement Contributions	19,201.31	12,886.75		32,088.06
260 Workers' Compensation	382.19	281.11		663.30
<b>Total Personnel Services – Employee Benefits</b>	<b>\$41,639.69</b>	<b>\$22,393.27</b>		<b>\$64,032.96</b>
<b>300 Purchased Professional and Technical Services</b>				
330 Other Professional Services	1,260.00	200.00		1,460.00
<b>Total Purchased Professional and Technical Services</b>	<b>\$1,260.00</b>	<b>\$200.00</b>		<b>\$1,460.00</b>
<b>500 Other Purchased Services</b>				
550 Printing and Binding	78.60	78.60		157.20
580 Travel	401.31	401.30		802.61
<b>Total Other Purchased Services</b>	<b>\$479.91</b>	<b>\$479.90</b>		<b>\$959.81</b>
<b>600 Supplies</b>				
610 General Supplies	2,293.80	2,293.78		4,587.58
650 Supplies & Fees – Technology Related	1,937.40	1,937.39		3,874.79
<b>Total Supplies</b>	<b>\$4,231.20</b>	<b>\$4,231.17</b>		<b>\$8,462.37</b>
<b>800 Other Objects</b>				
810 Dues and Fees	102.00	102.00		204.00
<b>Total Other Objects</b>	<b>\$102.00</b>	<b>\$102.00</b>		<b>\$204.00</b>
<b>Total 2140 Psychological Services</b>	<b>\$113,572.01</b>	<b>\$71,182.63</b>		<b>\$184,754.64</b>

General Fund (10)

	<u>Elementary</u>	<u>Secondary</u>	<u>Federal</u>	<u>Total</u>
<b>2170 Student Accounting Services</b>				
<b>100 Personnel Services – Salaries</b>				
100 Personnel Services – Salaries				2,669.84
<b>Total Personnel Services – Salaries</b>				<b>\$2,669.84</b>
<b>200 Personnel Services – Employee Benefits</b>				
220 Social Security Contributions				204.24
230 PSERS Retirement Contributions				801.76
260 Workers’ Compensation				26.15
<b>Total Personnel Services – Employee Benefits</b>				<b>\$1,032.15</b>
<b>500 Other Purchased Services</b>				
580 Travel				4.28
<b>Total Other Purchased Services</b>				<b>\$4.28</b>
<b>Total 2170 Student Accounting Services</b>				<b>\$3,706.27</b>

**General Fund (10)**

	<u>Elementary</u>	<u>Secondary</u>	<u>Federal</u>	<u>Total</u>
<b>2200 Support Services – Instructional Staff</b>				
<b>100 Personnel Services – Salaries</b>				
100 Personnel Services – Salaries	351,140.05	240,124.89		591,264.94
<b>Total Personnel Services – Salaries</b>	<b>\$351,140.05</b>	<b>\$240,124.89</b>		<b>\$591,264.94</b>
<b>200 Personnel Services – Employee Benefits</b>				
210 Group Insurance – Contracted Provider	55,315.05	55,628.23		110,943.28
220 Social Security Contributions	26,475.58	18,272.79		44,748.37
230 PSERS Retirement Contributions	105,645.99	71,278.87		176,924.86
240 Tuition Reimbursement	49,502.05	19,825.09		69,327.14
260 Workers' Compensation	2,430.59	1,721.70		4,152.29
299 All Other Employee Benefits	1,766.07	1,635.44		3,401.51
<b>Total Personnel Services – Employee Benefits</b>	<b>\$241,135.33</b>	<b>\$168,362.12</b>		<b>\$409,497.45</b>
<b>300 Purchased Professional and Technical Services</b>				
324 Professional Educational Services – Employee Training and Development Services	8,189.66	4,071.34	7,370.96	19,631.96
329 Professional Educational Services – Other	1,848.55	3,684.95	17,100.00	22,633.50
<b>Total Purchased Professional and Technical Services</b>	<b>\$10,038.21</b>	<b>\$7,756.29</b>	<b>\$24,470.96</b>	<b>\$42,265.46</b>
<b>500 Other Purchased Services</b>				
530 Communications	110.00	110.00		220.00
550 Printing and Binding	12.50	12.50		25.00
580 Travel	3,889.20	2,491.17		6,380.37
<b>Total Other Purchased Services</b>	<b>\$4,011.70</b>	<b>\$2,613.67</b>		<b>\$6,625.37</b>
<b>600 Supplies</b>				
610 General Supplies	1,879.47	950.05		2,829.52
630 Food		100.00		100.00
640 Books and Periodicals	5,819.80	8,889.31		14,709.11
650 Supplies & Fees – Technology Related	9,460.31	14,799.35		24,259.66
<b>Total Supplies</b>	<b>\$17,159.58</b>	<b>\$24,738.71</b>		<b>\$41,898.29</b>
<b>800 Other Objects</b>				
810 Dues and Fees	305.67	305.67		611.34
<b>Total Other Objects</b>	<b>\$305.67</b>	<b>\$305.67</b>		<b>\$611.34</b>
<b>Total 2200 Support Services – Instructional Staff</b>	<b>\$623,790.54</b>	<b>\$443,901.35</b>	<b>\$24,470.96</b>	<b>\$1,092,162.85</b>

General Fund (10)

	<u>Elementary</u>	<u>Secondary</u>	<u>Federal</u>	<u>Total</u>
<b>2230 Educational Television Services</b>				
<b>300 <u>Purchased Professional and Technical Services</u></b>				
329 Professional Educational Services – Other	1,848.55	1,934.95		3,783.50
<b>Total Purchased Professional and Technical Services</b>	<b>\$1,848.55</b>	<b>\$1,934.95</b>		<b>\$3,783.50</b>
<b>Total 2230 Educational Television Services</b>	<b>\$1,848.55</b>	<b>\$1,934.95</b>		<b>\$3,783.50</b>

**General Fund (10)**

	<u>Elementary</u>	<u>Secondary</u>	<u>Federal</u>	<u>Total</u>
<b>2240 Computer-Assisted Instruction Support Services</b>				
<b>100 Personnel Services – Salaries</b>				
100 Personnel Services – Salaries	35,218.95	31,602.00		66,820.95
<b>Total Personnel Services – Salaries</b>	<b>\$35,218.95</b>	<b>\$31,602.00</b>		<b>\$66,820.95</b>
<b>200 Personnel Services – Employee Benefits</b>				
210 Group Insurance – Contracted Provider	45.60	45.60		91.20
220 Social Security Contributions	2,694.28	2,417.56		5,111.84
230 PSERS Retirement Contributions	10,506.49	9,462.98		19,969.47
260 Workers' Compensation	328.91	303.45		632.36
<b>Total Personnel Services – Employee Benefits</b>	<b>\$13,575.28</b>	<b>\$12,229.59</b>		<b>\$25,804.87</b>
<b>600 Supplies</b>				
610 General Supplies	11.71	11.71		23.42
650 Supplies & Fees – Technology Related	30.46	30.45		60.91
<b>Total Supplies</b>	<b>\$42.17</b>	<b>\$42.16</b>		<b>\$84.33</b>
<b>Total 2240 Computer-Assisted Instruction Support Services</b>	<b>\$48,836.40</b>	<b>\$43,873.75</b>		<b>\$92,710.15</b>

**General Fund (10)**

**2250 School Library Services**

	<u>Elementary</u>	<u>Secondary</u>	<u>Federal</u>	<u>Total</u>
<b>100 Personnel Services – Salaries</b>				
100 Personnel Services – Salaries	194,638.82	119,718.14		314,356.96
<b>Total Personnel Services – Salaries</b>	<b>\$194,638.82</b>	<b>\$119,718.14</b>		<b>\$314,356.96</b>
<b>200 Personnel Services – Employee Benefits</b>				
210 Group Insurance – Contracted Provider	32,837.61	42,152.85		74,990.46
220 Social Security Contributions	14,743.30	9,061.63		23,804.93
230 PSERS Retirement Contributions	60,014.52	35,001.86		95,016.38
260 Workers' Compensation	1,228.34	752.06		1,980.40
<b>Total Personnel Services – Employee Benefits</b>	<b>\$108,823.77</b>	<b>\$86,968.40</b>		<b>\$195,792.17</b>
<b>300 Purchased Professional and Technical Services</b>				
329 Professional Educational Services – Other		1,750.00		1,750.00
<b>Total Purchased Professional and Technical Services</b>		<b>\$1,750.00</b>		<b>\$1,750.00</b>
<b>600 Supplies</b>				
610 General Supplies	1,653.74	724.33		2,378.07
630 Food		100.00		100.00
640 Books and Periodicals	5,288.42	8,357.94		13,646.36
650 Supplies & Fees – Technology Related	7,886.03	13,225.08		21,111.11
<b>Total Supplies</b>	<b>\$14,828.19</b>	<b>\$22,407.35</b>		<b>\$37,235.54</b>
<b>Total 2250 School Library Services</b>	<b>\$318,290.78</b>	<b>\$230,843.89</b>		<b>\$549,134.67</b>



**General Fund (10)**

	<u>Elementary</u>	<u>Secondary</u>	<u>Federal</u>	<u>Total</u>
<b>2260 Instruction and Curriculum Development Services</b>				
<b>100 Personnel Services – Salaries</b>				
100 Personnel Services – Salaries	120,166.28	88,603.25		208,769.53
<b>Total Personnel Services – Salaries</b>	<b>\$120,166.28</b>	<b>\$88,603.25</b>		<b>\$208,769.53</b>
<b>200 Personnel Services – Employee Benefits</b>				
210 Group Insurance – Contracted Provider	22,431.84	13,429.78		35,861.62
220 Social Security Contributions	8,953.03	6,778.60		15,731.63
230 PSERS Retirement Contributions	34,789.86	26,753.52		61,543.38
260 Workers' Compensation	862.42	664.22		1,526.64
299 All Other Employee Benefits	1,766.07	1,635.44		3,401.51
<b>Total Personnel Services – Employee Benefits</b>	<b>\$68,803.22</b>	<b>\$49,261.56</b>		<b>\$118,064.78</b>
<b>500 Other Purchased Services</b>				
530 Communications	110.00	110.00		220.00
550 Printing and Binding	12.50	12.50		25.00
580 Travel	342.13	342.13		684.26
<b>Total Other Purchased Services</b>	<b>\$464.63</b>	<b>\$464.63</b>		<b>\$929.26</b>
<b>600 Supplies</b>				
610 General Supplies	214.02	214.01		428.03
640 Books and Periodicals	67.60	67.60		135.20
650 Supplies & Fees – Technology Related	175.08	175.08		350.16
<b>Total Supplies</b>	<b>\$456.70</b>	<b>\$456.69</b>		<b>\$913.39</b>
<b>800 Other Objects</b>				
810 Dues and Fees	230.67	230.67		461.34
<b>Total Other Objects</b>	<b>\$230.67</b>	<b>\$230.67</b>		<b>\$461.34</b>
<b>Total 2260 Instruction and Curriculum Development Services</b>	<b>\$190,121.50</b>	<b>\$139,016.80</b>		<b>\$329,138.30</b>

**General Fund (10)**

2270 Instructional Staff Professional Development Services	<u>Elementary</u>	<u>Secondary</u>	<u>Federal</u>	<u>Total</u>
<b>100 Personnel Services – Salaries</b>				
100 Personnel Services – Salaries	1,116.00	201.50		1,317.50
<b>Total Personnel Services – Salaries</b>	<b>\$1,116.00</b>	<b>\$201.50</b>		<b>\$1,317.50</b>
<b>200 Personnel Services – Employee Benefits</b>				
220 Social Security Contributions	84.97	15.00		99.97
230 PSERS Retirement Contributions	335.12	60.51		395.63
240 Tuition Reimbursement	49,502.05	19,825.09		69,327.14
260 Workers' Compensation	10.92	1.97		12.89
<b>Total Personnel Services – Employee Benefits</b>	<b>\$49,933.06</b>	<b>\$19,902.57</b>		<b>\$69,835.63</b>
<b>300 Purchased Professional and Technical Services</b>				
324 Professional Educational Services – Employee Training and Development Services	8,189.66	4,071.34	7,370.96	19,631.96
329 Professional Educational Services – Other			17,100.00	17,100.00
<b>Total Purchased Professional and Technical Services</b>	<b>\$8,189.66</b>	<b>\$4,071.34</b>	<b>\$24,470.96</b>	<b>\$36,731.96</b>
<b>500 Other Purchased Services</b>				
580 Travel	3,547.07	2,149.04		5,696.11
<b>Total Other Purchased Services</b>	<b>\$3,547.07</b>	<b>\$2,149.04</b>		<b>\$5,696.11</b>
<b>600 Supplies</b>				
640 Books and Periodicals	463.78	463.77		927.55
650 Supplies & Fees – Technology Related	1,368.74	1,368.74		2,737.48
<b>Total Supplies</b>	<b>\$1,832.52</b>	<b>\$1,832.51</b>		<b>\$3,665.03</b>
<b>800 Other Objects</b>				
810 Dues and Fees	75.00	75.00		150.00
<b>Total Other Objects</b>	<b>\$75.00</b>	<b>\$75.00</b>		<b>\$150.00</b>
<b>Total 2270 Instructional Staff Professional Development Services</b>	<b>\$64,693.31</b>	<b>\$28,231.96</b>	<b>\$24,470.96</b>	<b>\$117,396.23</b>

**General Fund (10)**

	<u>Elementary</u>	<u>Secondary</u>	<u>Federal</u>	<u>Total</u>
<b>2300 Support Services – Administration</b>				
<b>100 Personnel Services – Salaries</b>				
100 Personnel Services – Salaries	400,020.44	532,250.15		1,228,126.62
<b>Total Personnel Services – Salaries</b>	<b>\$400,020.44</b>	<b>\$532,250.15</b>		<b>\$1,228,126.62</b>
<b>200 Personnel Services – Employee Benefits</b>				
210 Group Insurance – Contracted Provider	76,266.62	103,499.25		229,804.71
220 Social Security Contributions	29,930.10	39,680.57		89,299.87
230 PSERS Retirement Contributions	109,000.55	148,783.65		333,898.05
250 Unemployment Compensation		156.45		156.45
260 Workers' Compensation	3,032.03	3,959.55		9,086.70
299 All Other Employee Benefits	4,840.39	4,086.98		14,876.67
<b>Total Personnel Services – Employee Benefits</b>	<b>\$223,069.69</b>	<b>\$300,166.45</b>		<b>\$677,122.45</b>
<b>300 Purchased Professional and Technical Services</b>				
310 Official / Administrative Services				33,923.57
324 Professional Educational Services – Employee Training and Development Services				330.00
330 Other Professional Services				134,032.52
<b>Total Purchased Professional and Technical Services</b>				<b>\$168,286.09</b>
<b>400 Purchased Property Services</b>				
440 Rentals	351.80			351.80
<b>Total Purchased Property Services</b>	<b>\$351.80</b>			<b>\$351.80</b>
<b>500 Other Purchased Services</b>				
520 Insurance – General				32,840.00
530 Communications	3,410.00	3,080.00		12,210.96
549 Other Advertising/Public Relations				9,108.99
550 Printing and Binding				2,181.19
580 Travel	853.46	1,671.86		2,909.57
<b>Total Other Purchased Services</b>	<b>\$4,263.46</b>	<b>\$4,751.86</b>		<b>\$59,250.71</b>
<b>600 Supplies</b>				
610 General Supplies	3,795.55	3,010.33		8,184.51
630 Food	464.21	104.00		4,300.23
640 Books and Periodicals	107.91	164.82		469.73
650 Supplies & Fees – Technology Related	3,613.01	1,017.02		17,816.37
<b>Total Supplies</b>	<b>\$7,980.68</b>	<b>\$4,296.17</b>		<b>\$30,770.84</b>
<b>800 Other Objects</b>				
810 Dues and Fees	1,555.27	2,202.68		8,102.95
<b>Total Other Objects</b>	<b>\$1,555.27</b>	<b>\$2,202.68</b>		<b>\$8,102.95</b>
<b>Total 2300 Support Services – Administration</b>	<b>\$637,241.34</b>	<b>\$843,667.31</b>		<b>\$2,172,011.46</b>

General Fund (10)

2310 Board Services

Elementary

Secondary

Federal

Total

**300 Purchased Professional and Technical Services**

324 Professional Educational Services – Employee Training and Development Services

330.00

330 Other Professional Services

2,700.00

**Total Purchased Professional and Technical Services**

**\$3,030.00**

**500 Other Purchased Services**

520 Insurance – General

29,547.00

549 Other Advertising/Public Relations

9,108.99

**Total Other Purchased Services**

**\$38,655.99**

**600 Supplies**

610 General Supplies

240.52

630 Food

759.62

650 Supplies & Fees – Technology Related

1,309.82

**Total Supplies**

**\$2,309.96**

**Total 2310 Board Services**

**\$43,995.95**

General Fund (10)

	<u>Elementary</u>	<u>Secondary</u>	<u>Federal</u>	<u>Total</u>
<b>2330 Tax Assessment and Collection Services</b>				
<b>100 Personnel Services – Salaries</b>				
100 Personnel Services – Salaries				26,790.84
<b>Total Personnel Services – Salaries</b>				<b>\$26,790.84</b>
<b>200 Personnel Services – Employee Benefits</b>				
220 Social Security Contributions				2,049.54
260 Workers’ Compensation				238.50
<b>Total Personnel Services – Employee Benefits</b>				<b>\$2,288.04</b>
<b>300 Purchased Professional and Technical Services</b>				
310 Official / Administrative Services				33,923.57
330 Other Professional Services				10,398.22
<b>Total Purchased Professional and Technical Services</b>				<b>\$44,321.79</b>
<b>500 Other Purchased Services</b>				
520 Insurance – General				3,293.00
530 Communications				5,720.96
550 Printing and Binding				2,162.07
<b>Total Other Purchased Services</b>				<b>\$11,176.03</b>
<b>600 Supplies</b>				
650 Supplies & Fees – Technology Related				4,350.00
<b>Total Supplies</b>				<b>\$4,350.00</b>
<b>Total 2330 Tax Assessment and Collection Services</b>				<b>\$88,926.70</b>

General Fund (10)

2350 Legal and Accounting Services

Elementary

Secondary

Federal

Total

300 Purchased Professional and Technical Services

330 Other Professional Services

120,934.30

**Total Purchased Professional and Technical Services**

**\$120,934.30**

**Total 2350 Legal and Accounting Services**

**\$120,934.30**

**General Fund (10)**

	<u>Elementary</u>	<u>Secondary</u>	<u>Federal</u>	<u>Total</u>
<b>2360 Office of the Superintendent / Executive Director Services</b>				
<b>100 Personnel Services – Salaries</b>				
100 Personnel Services – Salaries				269,065.19
<b>Total Personnel Services – Salaries</b>				<b>\$269,065.19</b>
<b>200 Personnel Services – Employee Benefits</b>				
210 Group Insurance – Contracted Provider				50,038.84
220 Social Security Contributions				17,639.66
230 PSERS Retirement Contributions				76,113.85
260 Workers' Compensation				1,856.62
299 All Other Employee Benefits				5,949.30
<b>Total Personnel Services – Employee Benefits</b>				<b>\$151,598.27</b>
<b>500 Other Purchased Services</b>				
530 Communications	660.00	660.00		1,320.00
580 Travel				384.25
<b>Total Other Purchased Services</b>	<b>\$660.00</b>	<b>\$660.00</b>		<b>\$1,704.25</b>
<b>600 Supplies</b>				
610 General Supplies				1,138.11
630 Food				2,972.40
640 Books and Periodicals				197.00
650 Supplies & Fees – Technology Related				7,526.52
<b>Total Supplies</b>				<b>\$11,834.03</b>
<b>800 Other Objects</b>				
810 Dues and Fees				4,345.00
<b>Total Other Objects</b>				<b>\$4,345.00</b>
<b>Total 2360 Office of the Superintendent / Executive Director Services</b>	<b>\$660.00</b>	<b>\$660.00</b>		<b>\$438,546.74</b>

General Fund (10)

2370 Community Relations Services

Elementary

Secondary

Federal

Total

500 Other Purchased Services

550 Printing and Binding

19.12

**Total Other Purchased Services**

**\$19.12**

**Total 2370 Community Relations Services**

**\$19.12**



**General Fund (10)**

	<u>Elementary</u>	<u>Secondary</u>	<u>Federal</u>	<u>Total</u>
<b>2380 Office of the Principal Services</b>				
<b>100 Personnel Services – Salaries</b>				
100 Personnel Services – Salaries	400,020.44	532,250.15		932,270.59
<b>Total Personnel Services – Salaries</b>	<b>\$400,020.44</b>	<b>\$532,250.15</b>		<b>\$932,270.59</b>
<b>200 Personnel Services – Employee Benefits</b>				
210 Group Insurance – Contracted Provider	76,266.62	103,499.25		179,765.87
220 Social Security Contributions	29,930.10	39,680.57		69,610.67
230 PSERS Retirement Contributions	109,000.55	148,783.65		257,784.20
250 Unemployment Compensation		156.45		156.45
260 Workers' Compensation	3,032.03	3,959.55		6,991.58
299 All Other Employee Benefits	4,840.39	4,086.98		8,927.37
<b>Total Personnel Services – Employee Benefits</b>	<b>\$223,069.69</b>	<b>\$300,166.45</b>		<b>\$523,236.14</b>
<b>400 Purchased Property Services</b>				
440 Rentals	351.80			351.80
<b>Total Purchased Property Services</b>	<b>\$351.80</b>			<b>\$351.80</b>
<b>500 Other Purchased Services</b>				
530 Communications	2,750.00	2,420.00		5,170.00
580 Travel	853.46	1,671.86		2,525.32
<b>Total Other Purchased Services</b>	<b>\$3,603.46</b>	<b>\$4,091.86</b>		<b>\$7,695.32</b>
<b>600 Supplies</b>				
610 General Supplies	3,795.55	3,010.33		6,805.88
630 Food	464.21	104.00		568.21
640 Books and Periodicals	107.91	164.82		272.73
650 Supplies & Fees – Technology Related	3,613.01	1,017.02		4,630.03
<b>Total Supplies</b>	<b>\$7,980.68</b>	<b>\$4,296.17</b>		<b>\$12,276.85</b>
<b>800 Other Objects</b>				
810 Dues and Fees	1,555.27	2,202.68		3,757.95
<b>Total Other Objects</b>	<b>\$1,555.27</b>	<b>\$2,202.68</b>		<b>\$3,757.95</b>
<b>Total 2380 Office of the Principal Services</b>	<b>\$636,581.34</b>	<b>\$843,007.31</b>		<b>\$1,479,588.65</b>

**General Fund (10)**

	<u>Elementary</u>	<u>Secondary</u>	<u>Federal</u>	<u>Total</u>
<b>2400 Support Services – Pupil Health</b>				
<b>100 Personnel Services – Salaries</b>				
100 Personnel Services – Salaries				209,189.12
<b>Total Personnel Services – Salaries</b>				<b>\$209,189.12</b>
<b>200 Personnel Services – Employee Benefits</b>				
210 Group Insurance – Contracted Provider				45,364.82
220 Social Security Contributions				15,660.59
230 PSERS Retirement Contributions				59,214.44
260 Workers' Compensation				1,273.26
<b>Total Personnel Services – Employee Benefits</b>				<b>\$121,513.11</b>
<b>300 Purchased Professional and Technical Services</b>				
330 Other Professional Services				2,833.00
<b>Total Purchased Professional and Technical Services</b>				<b>\$2,833.00</b>
<b>600 Supplies</b>				
610 General Supplies				7,278.75
650 Supplies & Fees – Technology Related				50.19
<b>Total Supplies</b>				<b>\$7,328.94</b>
<b>Total 2400 Support Services – Pupil Health</b>				<b>\$340,864.17</b>

**General Fund (10)**

**2420 Medical Services**

	<u>Elementary</u>	<u>Secondary</u>	<u>Federal</u>	<u>Total</u>
<b>100 Personnel Services – Salaries</b>				
100 Personnel Services – Salaries				209,189.12
<b>Total Personnel Services – Salaries</b>				<b>\$209,189.12</b>
<b>200 Personnel Services – Employee Benefits</b>				
210 Group Insurance – Contracted Provider				45,364.82
220 Social Security Contributions				15,660.59
230 PSERS Retirement Contributions				59,214.44
260 Workers' Compensation				1,273.26
<b>Total Personnel Services – Employee Benefits</b>				<b>\$121,513.11</b>
<b>300 Purchased Professional and Technical Services</b>				
330 Other Professional Services				2,833.00
<b>Total Purchased Professional and Technical Services</b>				<b>\$2,833.00</b>
<b>600 Supplies</b>				
610 General Supplies				7,278.75
650 Supplies & Fees – Technology Related				50.19
<b>Total Supplies</b>				<b>\$7,328.94</b>
<b>Total 2420 Medical Services</b>				<b>\$340,864.17</b>

General Fund (10)

2500 Support Services – Business

Elementary                      Secondary                      Federal                      Total

100 Personnel Services – Salaries

100 Personnel Services – Salaries 416,476.82

**Total Personnel Services – Salaries \$416,476.82**

200 Personnel Services – Employee Benefits

210 Group Insurance – Contracted Provider 64,620.53

220 Social Security Contributions 31,296.15

230 PSERS Retirement Contributions 114,370.20

250 Unemployment Compensation 94.85

260 Workers' Compensation 3,182.56

299 All Other Employee Benefits 2,782.72

**Total Personnel Services – Employee Benefits \$216,347.01**

300 Purchased Professional and Technical Services

324 Professional Educational Services – Employee Training and Development Services 2,975.00

330 Other Professional Services 30,802.00

340 Technical Services 19,513.31

**Total Purchased Professional and Technical Services \$53,290.31**

400 Purchased Property Services

410 Cleaning Services 576.00

440 Rentals 3,071.82

**Total Purchased Property Services \$3,647.82**

500 Other Purchased Services

530 Communications 2,142.71

550 Printing and Binding 1,035.12

580 Travel 2,143.33

**Total Other Purchased Services \$5,321.16**

600 Supplies

610 General Supplies 2,223.36

650 Supplies & Fees – Technology Related 16,967.44

**Total Supplies \$19,190.80**

800 Other Objects

810 Dues and Fees 9,009.75

**Total Other Objects \$9,009.75**

**Total 2500 Support Services – Business \$723,283.67**

**General Fund (10)**

	<u>Elementary</u>	<u>Secondary</u>	<u>Federal</u>	<u>Total</u>
<b>2510 Fiscal Services</b>				
<b>100 Personnel Services – Salaries</b>				
100 Personnel Services – Salaries				416,476.82
<b>Total Personnel Services – Salaries</b>				<b>\$416,476.82</b>
<b>200 Personnel Services – Employee Benefits</b>				
210 Group Insurance – Contracted Provider				64,620.53
220 Social Security Contributions				31,296.15
230 PSERS Retirement Contributions				114,370.20
250 Unemployment Compensation				94.85
260 Workers' Compensation				3,182.56
299 All Other Employee Benefits				2,782.72
<b>Total Personnel Services – Employee Benefits</b>				<b>\$216,347.01</b>
<b>300 Purchased Professional and Technical Services</b>				
324 Professional Educational Services – Employee Training and Development Services				2,975.00
330 Other Professional Services				30,802.00
340 Technical Services				19,513.31
<b>Total Purchased Professional and Technical Services</b>				<b>\$53,290.31</b>
<b>400 Purchased Property Services</b>				
410 Cleaning Services				576.00
440 Rentals				3,071.82
<b>Total Purchased Property Services</b>				<b>\$3,647.82</b>
<b>500 Other Purchased Services</b>				
530 Communications				2,142.71
550 Printing and Binding				1,035.12
580 Travel				2,143.33
<b>Total Other Purchased Services</b>				<b>\$5,321.16</b>
<b>600 Supplies</b>				
610 General Supplies				2,223.36
650 Supplies & Fees – Technology Related				16,967.44
<b>Total Supplies</b>				<b>\$19,190.80</b>
<b>800 Other Objects</b>				
810 Dues and Fees				9,009.75
<b>Total Other Objects</b>				<b>\$9,009.75</b>
<b>Total 2510 Fiscal Services</b>				<b>\$723,283.67</b>

**General Fund (10)**

	<u>Elementary</u>	<u>Secondary</u>	<u>Federal</u>	<u>Total</u>
<b>2511 Supervision of Fiscal Services - Head of Component</b>				
<b>100 Personnel Services – Salaries</b>				
100 Personnel Services – Salaries				233,335.38
<b>Total Personnel Services – Salaries</b>				<b>\$233,335.38</b>
<b>200 Personnel Services – Employee Benefits</b>				
210 Group Insurance – Contracted Provider				42,588.96
220 Social Security Contributions				17,458.74
230 PSERS Retirement Contributions				65,985.08
260 Workers' Compensation				1,741.36
299 All Other Employee Benefits				2,382.72
<b>Total Personnel Services – Employee Benefits</b>				<b>\$130,156.86</b>
<b>300 Purchased Professional and Technical Services</b>				
324 Professional Educational Services – Employee Training and Development Services				2,975.00
<b>Total Purchased Professional and Technical Services</b>				<b>\$2,975.00</b>
<b>400 Purchased Property Services</b>				
440 Rentals				911.82
<b>Total Purchased Property Services</b>				<b>\$911.82</b>
<b>500 Other Purchased Services</b>				
550 Printing and Binding				180.00
580 Travel				2,076.37
<b>Total Other Purchased Services</b>				<b>\$2,256.37</b>
<b>600 Supplies</b>				
610 General Supplies				1,080.53
650 Supplies & Fees – Technology Related				2,764.17
<b>Total Supplies</b>				<b>\$3,844.70</b>
<b>800 Other Objects</b>				
810 Dues and Fees				1,118.33
<b>Total Other Objects</b>				<b>\$1,118.33</b>
<b>Total 2511 Supervision of Fiscal Services - Head of Component</b>				<b>\$374,598.46</b>

General Fund (10)

2519 Other Fiscal Services

Elementary                      Secondary                      Federal                      Total

100 Personnel Services – Salaries

100 Personnel Services – Salaries 183,141.44

**Total Personnel Services – Salaries \$183,141.44**

200 Personnel Services – Employee Benefits

210 Group Insurance – Contracted Provider 22,031.57

220 Social Security Contributions 13,837.41

230 PSERS Retirement Contributions 48,385.12

250 Unemployment Compensation 94.85

260 Workers' Compensation 1,441.20

299 All Other Employee Benefits 400.00

**Total Personnel Services – Employee Benefits \$86,190.15**

300 Purchased Professional and Technical Services

330 Other Professional Services 30,802.00

340 Technical Services 19,513.31

**Total Purchased Professional and Technical Services \$50,315.31**

400 Purchased Property Services

410 Cleaning Services 576.00

440 Rentals 2,160.00

**Total Purchased Property Services \$2,736.00**

500 Other Purchased Services

530 Communications 2,142.71

550 Printing and Binding 855.12

580 Travel 66.96

**Total Other Purchased Services \$3,064.79**

600 Supplies

610 General Supplies 1,142.83

650 Supplies & Fees – Technology Related 14,203.27

**Total Supplies \$15,346.10**

800 Other Objects

810 Dues and Fees 7,891.42

**Total Other Objects \$7,891.42**

**Total 2519 Other Fiscal Services \$348,685.21**

General Fund (10)

2600 Operation and Maintenance of Plant Services

Elementary

Secondary

Federal

Total

100 Personnel Services – Salaries

100 Personnel Services – Salaries 1,266,100.12

**Total Personnel Services – Salaries \$1,266,100.12**

200 Personnel Services – Employee Benefits

210 Group Insurance – Contracted Provider 194,976.87

220 Social Security Contributions 95,019.33

230 PSERS Retirement Contributions 357,968.67

250 Unemployment Compensation 131.47

260 Workers' Compensation 9,525.99

299 All Other Employee Benefits 3,981.89

**Total Personnel Services – Employee Benefits \$661,604.22**

300 Purchased Professional and Technical Services

330 Other Professional Services 143,314.05

340 Technical Services 3,399.00

350 Security / Safety Services 38,368.68

**Total Purchased Professional and Technical Services \$185,081.73**

400 Purchased Property Services

410 Cleaning Services 21,184.60

420 Utility Services 140,419.69

430 Repairs and Maintenance Services 207,901.21

440 Rentals 29,879.19

460 Extermination Services 4,375.00

490 Other Purchased Property Services 36,601.68

**Total Purchased Property Services \$440,361.37**

500 Other Purchased Services

523 General Property and Liability Insurance 105,625.00

530 Communications 87,860.10

550 Printing and Binding 1,234.44

580 Travel 370.85

**Total Other Purchased Services \$195,090.39**

600 Supplies

610 General Supplies 65,843.70 150,482.62 216,326.32

620 Energy 512,795.01

650 Supplies & Fees – Technology Related 18,567.96

**Total Supplies \$65,843.70 \$150,482.62 \$747,689.29**

700 Property

762 Capitalized Equipment - Replacement 15,993.97

**Total Property \$15,993.97**

800 Other Objects

810 Dues and Fees 1,319.00

**Total Other Objects \$1,319.00**

**Total 2600 Operation and Maintenance of Plant Services \$65,843.70 \$150,482.62 \$3,513,240.09**



**General Fund (10)**

2610 Supervision of Operation and Maintenance of Plant Services	<u>Elementary</u>	<u>Secondary</u>	<u>Federal</u>	<u>Total</u>
<b>100 Personnel Services – Salaries</b>				
100 Personnel Services – Salaries				143,217.69
<b>Total Personnel Services – Salaries</b>				<b>\$143,217.69</b>
<b>200 Personnel Services – Employee Benefits</b>				
210 Group Insurance – Contracted Provider				16,949.84
220 Social Security Contributions				10,636.65
230 PSERS Retirement Contributions				39,003.29
260 Workers' Compensation				1,132.43
299 All Other Employee Benefits				3,981.89
<b>Total Personnel Services – Employee Benefits</b>				<b>\$71,704.10</b>
<b>500 Other Purchased Services</b>				
580 Travel				196.99
<b>Total Other Purchased Services</b>				<b>\$196.99</b>
<b>600 Supplies</b>				
650 Supplies & Fees – Technology Related				1,121.00
<b>Total Supplies</b>				<b>\$1,121.00</b>
<b>800 Other Objects</b>				
810 Dues and Fees				250.00
<b>Total Other Objects</b>				<b>\$250.00</b>
<b>Total 2610 Supervision of Operation and Maintenance of Plant Services</b>				<b>\$216,489.78</b>

**General Fund (10)**

**2611 Supervision of Operation and Maintenance of Plant Services – Head of Component**

Elementary

Secondary

Federal

Total

**100 Personnel Services – Salaries**

100 Personnel Services – Salaries

143,217.69

**Total Personnel Services – Salaries**

**\$143,217.69**

**200 Personnel Services – Employee Benefits**

210 Group Insurance – Contracted Provider

16,949.84

220 Social Security Contributions

10,636.65

230 PSERS Retirement Contributions

39,003.29

260 Workers' Compensation

1,132.43

299 All Other Employee Benefits

3,981.89

**Total Personnel Services – Employee Benefits**

**\$71,704.10**

**500 Other Purchased Services**

580 Travel

196.99

**Total Other Purchased Services**

**\$196.99**

**600 Supplies**

650 Supplies & Fees – Technology Related

1,121.00

**Total Supplies**

**\$1,121.00**

**800 Other Objects**

810 Dues and Fees

250.00

**Total Other Objects**

**\$250.00**

**Total 2611 Supervision of Operation and Maintenance of Plant Services – Head of Component**

**\$216,489.78**

**General Fund (10)**

	<u>Elementary</u>	<u>Secondary</u>	<u>Federal</u>	<u>Total</u>
<b>2620 Operation of Buildings Services</b>				
<b>100 Personnel Services – Salaries</b>				
100 Personnel Services – Salaries				915,854.98
<b>Total Personnel Services – Salaries</b>				<b>\$915,854.98</b>
<b>200 Personnel Services – Employee Benefits</b>				
210 Group Insurance – Contracted Provider				144,868.05
220 Social Security Contributions				68,987.09
230 PSERS Retirement Contributions				261,589.54
250 Unemployment Compensation				131.47
260 Workers' Compensation				7,120.83
<b>Total Personnel Services – Employee Benefits</b>				<b>\$482,696.98</b>
<b>300 Purchased Professional and Technical Services</b>				
330 Other Professional Services				143,314.05
340 Technical Services				3,399.00
<b>Total Purchased Professional and Technical Services</b>				<b>\$146,713.05</b>
<b>400 Purchased Property Services</b>				
410 Cleaning Services				21,184.60
420 Utility Services				140,419.69
430 Repairs and Maintenance Services				196,416.82
440 Rentals				27,904.19
460 Extermination Services				4,375.00
490 Other Purchased Property Services				36,601.68
<b>Total Purchased Property Services</b>				<b>\$426,901.98</b>
<b>500 Other Purchased Services</b>				
523 General Property and Liability Insurance				105,625.00
530 Communications				87,860.10
580 Travel				173.86
<b>Total Other Purchased Services</b>				<b>\$193,658.96</b>
<b>600 Supplies</b>				
610 General Supplies	45,592.82	129,251.07		174,843.89
620 Energy				512,795.01
650 Supplies & Fees – Technology Related				17,446.96
<b>Total Supplies</b>				<b>\$705,085.86</b>
<b>700 Property</b>				
762 Capitalized Equipment - Replacement				15,993.97
<b>Total Property</b>				<b>\$15,993.97</b>
<b>800 Other Objects</b>				
810 Dues and Fees				814.00
<b>Total Other Objects</b>				<b>\$814.00</b>
<b>Total 2620 Operation of Buildings Services</b>				<b>\$2,887,719.78</b>

**General Fund (10)**

	<u>Elementary</u>	<u>Secondary</u>	<u>Federal</u>	<u>Total</u>
<b>2630 Care and Upkeep of Grounds Services</b>				
<b>100 Personnel Services – Salaries</b>				
100 Personnel Services – Salaries				207,027.45
<b>Total Personnel Services – Salaries</b>				<b>\$207,027.45</b>
<b>200 Personnel Services – Employee Benefits</b>				
210 Group Insurance – Contracted Provider				33,158.98
220 Social Security Contributions				15,395.59
230 PSERS Retirement Contributions				57,375.84
260 Workers' Compensation				1,272.73
<b>Total Personnel Services – Employee Benefits</b>				<b>\$107,203.14</b>
<b>400 Purchased Property Services</b>				
430 Repairs and Maintenance Services				11,484.39
440 Rentals				1,975.00
<b>Total Purchased Property Services</b>				<b>\$13,459.39</b>
<b>600 Supplies</b>				
610 General Supplies	20,250.88	21,231.55		41,482.43
<b>Total Supplies</b>	<b>\$20,250.88</b>	<b>\$21,231.55</b>		<b>\$41,482.43</b>
<b>800 Other Objects</b>				
810 Dues and Fees				255.00
<b>Total Other Objects</b>				<b>\$255.00</b>
<b>Total 2630 Care and Upkeep of Grounds Services</b>	<b>\$20,250.88</b>	<b>\$21,231.55</b>		<b>\$369,427.41</b>

General Fund (10)

2660 Safety and Security Services

Elementary

Secondary

Federal

Total

300 Purchased Professional and Technical Services

350 Security / Safety Services

38,368.68

**Total Purchased Professional and Technical Services**

**\$38,368.68**

500 Other Purchased Services

550 Printing and Binding

1,234.44

**Total Other Purchased Services**

**\$1,234.44**

**Total 2660 Safety and Security Services**

**\$39,603.12**

General Fund (10)

	<u>Elementary</u>	<u>Secondary</u>	<u>Federal</u>	<u>Total</u>
<b>2700 Student Transportation Services</b>				
<b>100 Personnel Services – Salaries</b>				
100 Personnel Services – Salaries				1,240,619.57
<b>Total Personnel Services – Salaries</b>				<b>\$1,240,619.57</b>
<b>200 Personnel Services – Employee Benefits</b>				
210 Group Insurance – Contracted Provider				16,434.50
220 Social Security Contributions				94,869.27
230 PSERS Retirement Contributions				356,725.29
250 Unemployment Compensation				1,123.90
260 Workers' Compensation				14,039.00
<b>Total Personnel Services – Employee Benefits</b>				<b>\$483,191.96</b>
<b>300 Purchased Professional and Technical Services</b>				
330 Other Professional Services				2,080.00
<b>Total Purchased Professional and Technical Services</b>				<b>\$2,080.00</b>
<b>400 Purchased Property Services</b>				
410 Cleaning Services				2,423.92
430 Repairs and Maintenance Services				91,587.63
440 Rentals				4,216.17
<b>Total Purchased Property Services</b>				<b>\$98,227.72</b>
<b>500 Other Purchased Services</b>				
513 Contracted Carriers				230,188.68
516 Student Transportation Services From the IU				113,428.53
522 Automotive Liability Insurance				48,315.00
530 Communications				15.59
580 Travel				412.25
<b>Total Other Purchased Services</b>				<b>\$392,360.05</b>
<b>600 Supplies</b>				
610 General Supplies				114,312.07
620 Energy				161,575.19
640 Books and Periodicals				105.00
650 Supplies & Fees – Technology Related				9,111.71
<b>Total Supplies</b>				<b>\$285,103.97</b>
<b>700 Property</b>				
762 Capitalized Equipment - Replacement				336,854.20
<b>Total Property</b>				<b>\$336,854.20</b>
<b>800 Other Objects</b>				
810 Dues and Fees				204.43
<b>Total Other Objects</b>				<b>\$204.43</b>
<b>Total 2700 Student Transportation Services</b>				<b>\$2,838,641.90</b>

General Fund (10)

	<u>Elementary</u>	<u>Secondary</u>	<u>Federal</u>	<u>Total</u>
<b>2710 Supervision of Student Transportation Services</b>				
<b>100 Personnel Services – Salaries</b>				
100 Personnel Services – Salaries				130,995.93
<b>Total Personnel Services – Salaries</b>				<b>\$130,995.93</b>
<b>200 Personnel Services – Employee Benefits</b>				
210 Group Insurance – Contracted Provider				526.02
220 Social Security Contributions				10,030.41
230 PSERS Retirement Contributions				36,579.65
260 Workers' Compensation				995.28
<b>Total Personnel Services – Employee Benefits</b>				<b>\$48,131.36</b>
<b>300 Purchased Professional and Technical Services</b>				
330 Other Professional Services				1,055.00
<b>Total Purchased Professional and Technical Services</b>				<b>\$1,055.00</b>
<b>400 Purchased Property Services</b>				
440 Rentals				116.17
<b>Total Purchased Property Services</b>				<b>\$116.17</b>
<b>500 Other Purchased Services</b>				
580 Travel				290.00
<b>Total Other Purchased Services</b>				<b>\$290.00</b>
<b>800 Other Objects</b>				
810 Dues and Fees				112.93
<b>Total Other Objects</b>				<b>\$112.93</b>
<b>Total 2710 Supervision of Student Transportation Services</b>				<b>\$180,701.39</b>

General Fund (10)

	<u>Elementary</u>	<u>Secondary</u>	<u>Federal</u>	<u>Total</u>
<b>2711 Supervision of Student Transportation Services – Head of Component</b>				
<b>100 Personnel Services – Salaries</b>				
100 Personnel Services – Salaries				130,995.93
<b>Total Personnel Services – Salaries</b>				<b>\$130,995.93</b>
<b>200 Personnel Services – Employee Benefits</b>				
210 Group Insurance – Contracted Provider				526.02
220 Social Security Contributions				10,030.41
230 PSERS Retirement Contributions				36,579.65
260 Workers' Compensation				995.28
<b>Total Personnel Services – Employee Benefits</b>				<b>\$48,131.36</b>
<b>300 Purchased Professional and Technical Services</b>				
330 Other Professional Services				1,055.00
<b>Total Purchased Professional and Technical Services</b>				<b>\$1,055.00</b>
<b>400 Purchased Property Services</b>				
440 Rentals				116.17
<b>Total Purchased Property Services</b>				<b>\$116.17</b>
<b>500 Other Purchased Services</b>				
580 Travel				290.00
<b>Total Other Purchased Services</b>				<b>\$290.00</b>
<b>800 Other Objects</b>				
810 Dues and Fees				112.93
<b>Total Other Objects</b>				<b>\$112.93</b>
<b>Total 2711 Supervision of Student Transportation Services – Head of Component</b>				<b>\$180,701.39</b>



**General Fund (10)**

	<u>Elementary</u>	<u>Secondary</u>	<u>Federal</u>	<u>Total</u>
<b>2720 Vehicle Operation Services</b>				
<b>100 Personnel Services – Salaries</b>				
100 Personnel Services – Salaries				903,343.25
<b>Total Personnel Services – Salaries</b>				<b>\$903,343.25</b>
<b>200 Personnel Services – Employee Benefits</b>				
210 Group Insurance – Contracted Provider				673.94
220 Social Security Contributions				69,105.90
230 PSERS Retirement Contributions				259,256.69
250 Unemployment Compensation				1,123.90
260 Workers' Compensation				11,051.66
<b>Total Personnel Services – Employee Benefits</b>				<b>\$341,212.09</b>
<b>300 Purchased Professional and Technical Services</b>				
330 Other Professional Services				682.63
<b>Total Purchased Professional and Technical Services</b>				<b>\$682.63</b>
<b>400 Purchased Property Services</b>				
440 Rentals				3,406.02
<b>Total Purchased Property Services</b>				<b>\$3,406.02</b>
<b>500 Other Purchased Services</b>				
516 Student Transportation Services From the IU				113,428.53
522 Automotive Liability Insurance				40,362.35
580 Travel				122.25
<b>Total Other Purchased Services</b>				<b>\$153,913.13</b>
<b>600 Supplies</b>				
610 General Supplies				4,711.25
650 Supplies & Fees – Technology Related				7,328.75
<b>Total Supplies</b>				<b>\$12,040.00</b>
<b>700 Property</b>				
762 Capitalized Equipment - Replacement				336,854.20
<b>Total Property</b>				<b>\$336,854.20</b>
<b>800 Other Objects</b>				
810 Dues and Fees				91.50
<b>Total Other Objects</b>				<b>\$91.50</b>
<b>Total 2720 Vehicle Operation Services</b>				<b>\$1,751,542.82</b>

General Fund (10)

2740 Vehicle Servicing and Maintenance Services

Elementary

Secondary

Federal

Total

100 Personnel Services – Salaries

100 Personnel Services – Salaries

118,328.59

**Total Personnel Services – Salaries**

**\$118,328.59**

200 Personnel Services – Employee Benefits

210 Group Insurance – Contracted Provider

15,030.68

220 Social Security Contributions

9,004.64

230 PSERS Retirement Contributions

34,477.04

260 Workers' Compensation

892.64

**Total Personnel Services – Employee Benefits**

**\$59,405.00**

400 Purchased Property Services

410 Cleaning Services

2,423.92

430 Repairs and Maintenance Services

76,512.31

**Total Purchased Property Services**

**\$78,936.23**

500 Other Purchased Services

530 Communications

15.59

**Total Other Purchased Services**

**\$15.59**

600 Supplies

610 General Supplies

90,785.05

620 Energy

134,979.91

640 Books and Periodicals

105.00

650 Supplies & Fees – Technology Related

1,782.96

**Total Supplies**

**\$227,652.92**

**Total 2740 Vehicle Servicing and Maintenance Services**

**\$484,338.33**

**General Fund (10)**

**2750 Nonpublic Transportation**

	<u>Elementary</u>	<u>Secondary</u>	<u>Federal</u>	<u>Total</u>
<b>100 Personnel Services – Salaries</b>				
100 Personnel Services – Salaries				87,951.80
<b>Total Personnel Services – Salaries</b>				<b>\$87,951.80</b>
<b>200 Personnel Services – Employee Benefits</b>				
210 Group Insurance – Contracted Provider				203.86
220 Social Security Contributions				6,728.32
230 PSERS Retirement Contributions				26,411.91
260 Workers' Compensation				1,099.42
<b>Total Personnel Services – Employee Benefits</b>				<b>\$34,443.51</b>
<b>300 Purchased Professional and Technical Services</b>				
330 Other Professional Services				342.37
<b>Total Purchased Professional and Technical Services</b>				<b>\$342.37</b>
<b>400 Purchased Property Services</b>				
430 Repairs and Maintenance Services				15,075.32
440 Rentals				693.98
<b>Total Purchased Property Services</b>				<b>\$15,769.30</b>
<b>500 Other Purchased Services</b>				
513 Contracted Carriers				230,188.68
522 Automotive Liability Insurance				7,952.65
<b>Total Other Purchased Services</b>				<b>\$238,141.33</b>
<b>600 Supplies</b>				
610 General Supplies				18,815.77
620 Energy				26,595.28
<b>Total Supplies</b>				<b>\$45,411.05</b>
<b>Total 2750 Nonpublic Transportation</b>				<b>\$422,059.36</b>

**General Fund (10)**

	<u>Elementary</u>	<u>Secondary</u>	<u>Federal</u>	<u>Total</u>
<b>2800 Support Services – Central</b>				
<b>100 Personnel Services – Salaries</b>				
100 Personnel Services – Salaries				359,916.33
<b>Total Personnel Services – Salaries</b>				<b>\$359,916.33</b>
<b>200 Personnel Services – Employee Benefits</b>				
210 Group Insurance – Contracted Provider				40,806.90
220 Social Security Contributions				26,982.25
230 PSERS Retirement Contributions				103,089.33
240 Tuition Reimbursement				6,520.00
260 Workers' Compensation				2,764.90
299 All Other Employee Benefits				1,554.66
<b>Total Personnel Services – Employee Benefits</b>				<b>\$181,718.04</b>
<b>300 Purchased Professional and Technical Services</b>				
324 Professional Educational Services – Employee Training and Development Services				15,805.11
329 Professional Educational Services – Other				4,402.64
330 Other Professional Services				3,375.00
340 Technical Services				18,023.86
<b>Total Purchased Professional and Technical Services</b>				<b>\$41,606.61</b>
<b>500 Other Purchased Services</b>				
549 Other Advertising/Public Relations				7,714.56
550 Printing and Binding				75.00
580 Travel				7,772.01
<b>Total Other Purchased Services</b>				<b>\$15,561.57</b>
<b>600 Supplies</b>				
610 General Supplies				4,296.39
630 Food				176.34
650 Supplies & Fees – Technology Related				81,021.54
<b>Total Supplies</b>				<b>\$85,494.27</b>
<b>800 Other Objects</b>				
810 Dues and Fees				1,389.58
<b>Total Other Objects</b>				<b>\$1,389.58</b>
<b>Total 2800 Support Services – Central</b>				<b>\$685,686.40</b>

General Fund (10)

2810 Planning, Research, Development and Evaluation Services

Elementary

Secondary

Federal

Total

100 Personnel Services – Salaries

100 Personnel Services – Salaries

194,360.77

**Total Personnel Services – Salaries**

**\$194,360.77**

200 Personnel Services – Employee Benefits

210 Group Insurance – Contracted Provider

19,075.35

220 Social Security Contributions

14,620.24

230 PSERS Retirement Contributions

55,219.94

260 Workers' Compensation

1,522.59

**Total Personnel Services – Employee Benefits**

**\$90,438.12**

300 Purchased Professional and Technical Services

330 Other Professional Services

600.00

340 Technical Services

18,023.86

**Total Purchased Professional and Technical Services**

**\$18,623.86**

600 Supplies

650 Supplies & Fees – Technology Related

64,952.77

**Total Supplies**

**\$64,952.77**

**Total 2810 Planning, Research, Development and Evaluation Services**

**\$368,375.52**

**General Fund (10)**

**2830 Staff Services**

	<u>Elementary</u>	<u>Secondary</u>	<u>Federal</u>	<u>Total</u>
<b>100 Personnel Services – Salaries</b>				
100 Personnel Services – Salaries				165,555.56
<b>Total Personnel Services – Salaries</b>				<b>\$165,555.56</b>
<b>200 Personnel Services – Employee Benefits</b>				
210 Group Insurance – Contracted Provider				21,731.55
220 Social Security Contributions				12,362.01
230 PSERS Retirement Contributions				47,869.39
240 Tuition Reimbursement				6,520.00
260 Workers' Compensation				1,242.31
299 All Other Employee Benefits				1,554.66
<b>Total Personnel Services – Employee Benefits</b>				<b>\$91,279.92</b>
<b>300 Purchased Professional and Technical Services</b>				
324 Professional Educational Services – Employee Training and Development Services				15,805.11
329 Professional Educational Services – Other				4,402.64
330 Other Professional Services				2,775.00
<b>Total Purchased Professional and Technical Services</b>				<b>\$22,982.75</b>
<b>500 Other Purchased Services</b>				
549 Other Advertising/Public Relations				7,714.56
550 Printing and Binding				75.00
580 Travel				7,772.01
<b>Total Other Purchased Services</b>				<b>\$15,561.57</b>
<b>600 Supplies</b>				
610 General Supplies				4,296.39
630 Food				176.34
650 Supplies & Fees – Technology Related				16,068.77
<b>Total Supplies</b>				<b>\$20,541.50</b>
<b>800 Other Objects</b>				
810 Dues and Fees				1,389.58
<b>Total Other Objects</b>				<b>\$1,389.58</b>
<b>Total 2830 Staff Services</b>				<b>\$317,310.88</b>

General Fund (10)

2832 Recruitment and Placement Services

Elementary

Secondary

Federal

Total

100 Personnel Services – Salaries

100 Personnel Services – Salaries 165,555.56

**Total Personnel Services – Salaries \$165,555.56**

200 Personnel Services – Employee Benefits

210 Group Insurance – Contracted Provider 21,731.55

220 Social Security Contributions 12,362.01

230 PSERS Retirement Contributions 47,869.39

260 Workers' Compensation 1,242.31

299 All Other Employee Benefits 1,554.66

**Total Personnel Services – Employee Benefits \$84,759.92**

300 Purchased Professional and Technical Services

329 Professional Educational Services – Other 1,282.64

330 Other Professional Services 2,775.00

**Total Purchased Professional and Technical Services \$4,057.64**

500 Other Purchased Services

549 Other Advertising/Public Relations 7,714.56

550 Printing and Binding 75.00

580 Travel 780.64

**Total Other Purchased Services \$8,570.20**

600 Supplies

610 General Supplies 4,296.39

630 Food 176.34

650 Supplies & Fees – Technology Related 16,068.77

**Total Supplies \$20,541.50**

800 Other Objects

810 Dues and Fees 1,389.58

**Total Other Objects \$1,389.58**

**Total 2832 Recruitment and Placement Services \$284,874.40**

General Fund (10)

	<u>Elementary</u>	<u>Secondary</u>	<u>Federal</u>	<u>Total</u>
<b>2834 Staff Development Services – Non-Instructional, Certified Staff Only</b>				
<b>200 Personnel Services – Employee Benefits</b>				
240 Tuition Reimbursement				3,955.00
<b>Total Personnel Services – Employee Benefits</b>				<b>\$3,955.00</b>
<b>300 Purchased Professional and Technical Services</b>				
324 Professional Educational Services – Employee Training and Development Services				10,741.86
<b>Total Purchased Professional and Technical Services</b>				<b>\$10,741.86</b>
<b>500 Other Purchased Services</b>				
580 Travel				5,228.98
<b>Total Other Purchased Services</b>				<b>\$5,228.98</b>
<b>Total 2834 Staff Development Services – Non-Instructional, Certified Staff Only</b>				<b>\$19,925.84</b>



General Fund (10)

	<u>Elementary</u>	<u>Secondary</u>	<u>Federal</u>	<u>Total</u>
<b>2836 Staff Development Services – Non-Instructional, Non-Certified Staff Only</b>				
<b>200 Personnel Services – Employee Benefits</b>				
240 Tuition Reimbursement				2,565.00
<b>Total Personnel Services – Employee Benefits</b>				<b>\$2,565.00</b>
<b>300 Purchased Professional and Technical Services</b>				
324 Professional Educational Services – Employee Training and Development Services				5,063.25
329 Professional Educational Services – Other				3,120.00
<b>Total Purchased Professional and Technical Services</b>				<b>\$8,183.25</b>
<b>500 Other Purchased Services</b>				
580 Travel				1,762.39
<b>Total Other Purchased Services</b>				<b>\$1,762.39</b>
<b>Total 2836 Staff Development Services – Non-Instructional, Non-Certified Staff Only</b>				<b>\$12,510.64</b>

General Fund (10)

2900 Other Support Services

Elementary

Secondary

Federal

Total

500 Other Purchased Services

595 IU Payments By Withholding

38,493.12

Total Other Purchased Services

\$38,493.12

Total 2900 Other Support Services

\$38,493.12

General Fund (10)

2910 Support Services Not Listed Elsewhere In the 2000 Series

Elementary

Secondary

Federal

Total

500 Other Purchased Services

595 IU Payments By Withholding

38,493.12

**Total Other Purchased Services**

**\$38,493.12**

**Total 2910 Support Services Not Listed Elsewhere In the 2000 Series**

**\$38,493.12**

**General Fund (10)**

**3000 Operation of Non-Instructional Services**

**Total**

**100 Personnel Services – Salaries**

100 Personnel Services – Salaries 446,280.72

**Total Personnel Services – Salaries \$446,280.72**

**200 Personnel Services – Employee Benefits**

210 Group Insurance – Contracted Provider 7,816.62

220 Social Security Contributions 32,883.02

230 PSERS Retirement Contributions 126,411.29

260 Workers’ Compensation 3,404.11

299 All Other Employee Benefits 3,909.96

**Total Personnel Services – Employee Benefits \$174,425.00**

**300 Purchased Professional and Technical Services**

330 Other Professional Services 32,550.00

390 Other Purchased Professional and Technical Services 37,237.15

**Total Purchased Professional and Technical Services \$69,787.15**

**400 Purchased Property Services**

410 Cleaning Services 17,916.68

430 Repairs and Maintenance Services 3,422.51

440 Rentals 3,196.99

**Total Purchased Property Services \$24,536.18**

**500 Other Purchased Services**

510 Student Transportation Services 2,882.77

520 Insurance – General 28,900.00

530 Communications 220.00

550 Printing and Binding 395.00

580 Travel 12,143.10

**Total Other Purchased Services \$44,540.87**

**600 Supplies**

610 General Supplies 89,577.05

630 Food 174.74

640 Books and Periodicals 481.65

650 Supplies & Fees – Technology Related 5,980.39

**Total Supplies \$96,213.83**

**700 Property**

762 Capitalized Equipment - Replacement 8,477.95

**Total Property \$8,477.95**

**800 Other Objects**

810 Dues and Fees 36,139.81

860 Grants To Municipal and Community Service Organizations 5,000.00

880 Refunds of Prior Years’ Receipts 23,400.00

**Total Other Objects \$64,539.81**

**Total 3000 Operation of Non-Instructional Services \$928,801.51**

**General Fund (10)**

	<u>Elementary</u>	<u>Secondary</u>	<u>Federal</u>	<u>Total</u>
<b>3200 Student Activities</b>				
<b>100 Personnel Services – Salaries</b>				
100 Personnel Services – Salaries				446,280.72
<b>Total Personnel Services – Salaries</b>				<b>\$446,280.72</b>
<b>200 Personnel Services – Employee Benefits</b>				
210 Group Insurance – Contracted Provider				7,816.62
220 Social Security Contributions				32,883.02
230 PSERS Retirement Contributions				126,411.29
260 Workers' Compensation				3,404.11
299 All Other Employee Benefits				3,909.96
<b>Total Personnel Services – Employee Benefits</b>				<b>\$174,425.00</b>
<b>300 Purchased Professional and Technical Services</b>				
330 Other Professional Services				32,550.00
390 Other Purchased Professional and Technical Services				37,237.15
<b>Total Purchased Professional and Technical Services</b>				<b>\$69,787.15</b>
<b>400 Purchased Property Services</b>				
410 Cleaning Services				17,916.68
430 Repairs and Maintenance Services				3,422.51
440 Rentals				3,196.99
<b>Total Purchased Property Services</b>				<b>\$24,536.18</b>
<b>500 Other Purchased Services</b>				
510 Student Transportation Services				2,882.77
520 Insurance – General				28,900.00
530 Communications				220.00
550 Printing and Binding				395.00
580 Travel				12,143.10
<b>Total Other Purchased Services</b>				<b>\$44,540.87</b>
<b>600 Supplies</b>				
610 General Supplies				89,577.05
630 Food				174.74
640 Books and Periodicals				481.65
650 Supplies & Fees – Technology Related				5,980.39
<b>Total Supplies</b>				<b>\$96,213.83</b>
<b>700 Property</b>				
762 Capitalized Equipment - Replacement				8,477.95
<b>Total Property</b>				<b>\$8,477.95</b>
<b>800 Other Objects</b>				
810 Dues and Fees				36,139.81
<b>Total Other Objects</b>				<b>\$36,139.81</b>
<b>Total 3200 Student Activities</b>				<b>\$900,401.51</b>

LEA : 121394603 Northwestern Lehigh SD

Printed 10/26/2017 4:00:16 PM

General Fund (10)

3300 Community Services

Elementary

Secondary

Federal

Total

800 Other Objects

860 Grants To Municipal and Community Service Organizations

5,000.00

880 Refunds of Prior Years' Receipts

23,400.00

**Total Other Objects**

**\$28,400.00**

**Total 3300 Community Services**

**\$28,400.00**

**General Fund (10)**

**5000 Other Expenditures and Financing Uses**

**Total**

**800 Other Objects**

830 Interest	1,051,181.15
880 Refunds of Prior Years' Receipts	5,935.11

<b>Total Other Objects</b>	<b>\$1,057,116.26</b>
----------------------------	-----------------------

**900 Other Uses of Funds**

910 Redemption of Principal	2,000,000.00
932 Capital Reserve Fund Transfers Applicable To Fund 32	751,026.00
939 Other Fund Transfers	118,360.00

<b>Total Other Uses of Funds</b>	<b>\$2,869,386.00</b>
----------------------------------	-----------------------

<b>Total 5000 Other Expenditures and Financing Uses</b>	<b>\$3,926,502.26</b>
---	-----------------------

LEA : 121394603 Northwestern Lehigh SD

Printed 10/26/2017 4:00:20 PM

General Fund (10)

	<u>Elementary</u>	<u>Secondary</u>	<u>Federal</u>	<u>Total</u>
<b>5100 Debt Service / Other Expenditures and Financing Uses</b>				
<b>800 Other Objects</b>				
830 Interest				1,051,181.15
880 Refunds of Prior Years' Receipts				5,935.11
<b>Total Other Objects</b>				<b>\$1,057,116.26</b>
<b>900 Other Uses of Funds</b>				
910 Redemption of Principal				2,000,000.00
<b>Total Other Uses of Funds</b>				<b>\$2,000,000.00</b>
<b>Total 5100 Debt Service / Other Expenditures and Financing Uses</b>				<b>\$3,057,116.26</b>



**General Fund (10)**

	<u>Elementary</u>	<u>Secondary</u>	<u>Federal</u>	<u>Total</u>
<b>5110 Debt Service</b>				
<b>800 Other Objects</b>				
830 Interest				1,051,181.15
<b>Total Other Objects</b>				<b>\$1,051,181.15</b>
<b>900 Other Uses of Funds</b>				
910 Redemption of Principal				2,000,000.00
<b>Total Other Uses of Funds</b>				<b>\$2,000,000.00</b>
<b>Total 5110 Debt Service</b>				<b>\$3,051,181.15</b>

General Fund (10)

	<u>Elementary</u>	<u>Secondary</u>	<u>Federal</u>	<u>Total</u>
5130 Refund of Prior Year Revenues / Receipts				
800 <u>Other Objects</u>				
880 Refunds of Prior Years' Receipts				5,935.11
<b>Total Other Objects</b>				<b>\$5,935.11</b>
<b>Total 5130 Refund of Prior Year Revenues / Receipts</b>				<b>\$5,935.11</b>

General Fund (10)

5200 Interfund Transfers – Out

Elementary

Secondary

Federal

Total

900 Other Uses of Funds

932 Capital Reserve Fund Transfers Applicable To Fund 32

751,026.00

939 Other Fund Transfers

118,360.00

**Total Other Uses of Funds**

**\$869,386.00**

**Total 5200 Interfund Transfers – Out**

**\$869,386.00**

General Fund (10)

5230 Capital Projects Fund Transfers

Elementary

Secondary

Federal

Total

900 Other Uses of Funds

932 Capital Reserve Fund Transfers Applicable To Fund 32

751,026.00

939 Other Fund Transfers

118,360.00

**Total Other Uses of Funds**

**\$869,386.00**

**Total 5230 Capital Projects Fund Transfers**

**\$869,386.00**

**Capital Reserve Fund - § 1431 (32)**

**2000 Support Services**

**400 Purchased Property Services**

430 Repairs and Maintenance Services

15,012.00

**Total Purchased Property Services**

**\$15,012.00**

**500 Other Purchased Services**

529 Other Insurance

18,939.00

**Total Other Purchased Services**

**\$18,939.00**

**Total 2000 Support Services**

**\$33,951.00**

Capital Reserve Fund - § 1431 (32)

2600 Operation and Maintenance of Plant Services

Elementary

Secondary

Federal

Total

400 Purchased Property Services

430 Repairs and Maintenance Services

15,012.00

**Total Purchased Property Services**

**\$15,012.00**

500 Other Purchased Services

529 Other Insurance

18,939.00

**Total Other Purchased Services**

**\$18,939.00**

**Total 2600 Operation and Maintenance of Plant Services**

**\$33,951.00**

Capital Reserve Fund - § 1431 (32)

2620 Operation of Buildings Services

Elementary

Secondary

Federal

Total

400 Purchased Property Services

430 Repairs and Maintenance Services

15,012.00

**Total Purchased Property Services**

**\$15,012.00**

500 Other Purchased Services

529 Other Insurance

18,939.00

**Total Other Purchased Services**

**\$18,939.00**

**Total 2620 Operation of Buildings Services**

**\$33,951.00**

**Capital Reserve Fund - § 1431 (32)**

**4000 Facilities Acquisition, Construction and Improvement Services**

Total

**300 Purchased Professional and Technical Services**

330 Other Professional Services

572,157.64

**Total Purchased Professional and Technical Services**

**\$572,157.64**

**400 Purchased Property Services**

450 Construction Services

54,651.02

490 Other Purchased Property Services

4,450.00

**Total Purchased Property Services**

**\$59,101.02**

**Total 4000 Facilities Acquisition, Construction and Improvement Services**

**\$631,258.66**



Capital Reserve Fund - § 1431 (32)

4200 Existing Site Improvement Services

Elementary

Secondary

Federal

Total

400 Purchased Property Services

490 Other Purchased Property Services

4,450.00

**Total Purchased Property Services**

**\$4,450.00**

**Total 4200 Existing Site Improvement Services**

**\$4,450.00**

Capital Reserve Fund - § 1431 (32)

4400 Architecture and Engineering Services / Educational Specifications – Improvements

Elementary

Secondary

Federal

Total

300 Purchased Professional and Technical Services

330 Other Professional Services

572,157.64

**Total Purchased Professional and Technical Services**

**\$572,157.64**

**Total 4400 Architecture and Engineering Services / Educational Specifications – Improvements**

**\$572,157.64**

Capital Reserve Fund - § 1431 (32)

4600 Existing Building Improvement Services

Elementary

Secondary

Federal

Total

400 Purchased Property Services

450 Construction Services

54,651.02

**Total Purchased Property Services**

**\$54,651.02**

**Total 4600 Existing Building Improvement Services**

**\$54,651.02**

**Other Capital Projects Fund (39)**

**2000 Support Services**

**300 Purchased Professional and Technical Services**

330 Other Professional Services 117,160.45

**Total Purchased Professional and Technical Services \$117,160.45**

**500 Other Purchased Services**

550 Printing and Binding 1,200.00

**Total Other Purchased Services \$1,200.00**

**Total 2000 Support Services \$118,360.45**

Other Capital Projects Fund (39)

2300 Support Services – Administration

Elementary

Secondary

Federal

Total

300 Purchased Professional and Technical Services

330 Other Professional Services

117,160.45

**Total Purchased Professional and Technical Services**

**\$117,160.45**

500 Other Purchased Services

550 Printing and Binding

1,200.00

**Total Other Purchased Services**

**\$1,200.00**

**Total 2300 Support Services – Administration**

**\$118,360.45**

Other Capital Projects Fund (39)

2390 Other Administration Services

Elementary

Secondary

Federal

Total

300 Purchased Professional and Technical Services

330 Other Professional Services

117,160.45

**Total Purchased Professional and Technical Services**

**\$117,160.45**

500 Other Purchased Services

550 Printing and Binding

1,200.00

**Total Other Purchased Services**

**\$1,200.00**

**Total 2390 Other Administration Services**

**\$118,360.45**

**Other Capital Projects Fund (39)**

**4000 Facilities Acquisition, Construction and Improvement Services**

**Total**

**300 Purchased Professional and Technical Services**

330 Other Professional Services 165,342.55

**Total Purchased Professional and Technical Services \$165,342.55**

**400 Purchased Property Services**

450 Construction Services 1,183,294.58

490 Other Purchased Property Services 18,687.00

**Total Purchased Property Services \$1,201,981.58**

**600 Supplies**

610 General Supplies 1,231.66

**Total Supplies \$1,231.66**

**700 Property**

752 Capital Equipment – Original and Additional 2,960.00

**Total Property \$2,960.00**

**Total 4000 Facilities Acquisition, Construction and Improvement Services \$1,371,515.79**

Other Capital Projects Fund (39)

4400 Architecture and Engineering Services / Educational Specifications – Improvements

Elementary

Secondary

Federal

Total

300 Purchased Professional and Technical Services

330 Other Professional Services

165,342.55

**Total Purchased Professional and Technical Services**

**\$165,342.55**

**Total 4400 Architecture and Engineering Services / Educational Specifications – Improvements**

**\$165,342.55**



Other Capital Projects Fund (39)

4600 Existing Building Improvement Services

Elementary

Secondary

Federal

Total

400 Purchased Property Services

450 Construction Services

1,183,294.58

490 Other Purchased Property Services

18,687.00

**Total Purchased Property Services**

**\$1,201,981.58**

600 Supplies

610 General Supplies

1,231.66

**Total Supplies**

**\$1,231.66**

700 Property

752 Capital Equipment – Original and Additional

2,960.00

**Total Property**

**\$2,960.00**

**Total 4600 Existing Building Improvement Services**

**\$1,206,173.24**

	<u>General Fund(10)</u>	<u>Public Purpose Trust(27)</u>	<u>Other Compt Approved (28)</u>	<u>Athletic / Activity(29)</u>	<u>Capital Reserve (690. 1850)(31)</u>
<b>1000 Instruction</b>					
1100 Regular Programs - Elementary / Secondary	15,824,788.93				
1200 Special Programs - Elementary / Secondary	5,551,247.81				
1300 Vocational Education	1,043,386.39				
1400 Other Instructional Programs - Elementary / Secondary	7,762.27				
1600 Adult Education Programs	249,498.00				
<b>Total Instruction</b>	<b>\$22,676,683.40</b>				
<b>2000 Support Services</b>					
2100 Support Services - Students	1,294,540.15				
2200 Support Services - Instructional Staff	1,092,162.85				
2300 Support Services - Administration	2,172,011.46				
2400 Support Services - Pupil Health	340,864.17				
2500 Support Services - Business	723,283.67				
2600 Operation and Maintenance of Plant Services	3,513,240.09				
2700 Student Transportation Services	2,838,641.90				
2800 Support Services - Central	685,686.40				
2900 Other Support Services	38,493.12				
<b>Total Support Services</b>	<b>\$12,698,923.81</b>				
<b>3000 Operation of Non-Instructional Services</b>					
3200 Student Activities	900,401.51				
3300 Community Services	28,400.00				
<b>Total Operation of Non-Instructional Services</b>	<b>\$928,801.51</b>				
<b>4000 Facilities Acquisition, Construction and Improvement Services</b>					
4200 Existing Site Improvement Services					
4400 Architecture and Engineering Services / Educational Specifications - Improvements					
4600 Existing Building Improvement Services					
<b>Total Facilities Acquisition, Construction and Improvement Services</b>					
<b>5000 Other Expenditures and Financing Uses</b>					
5100 Debt Service / Other Expenditures and Financing Uses	3,057,116.26				
5200 Interfund Transfers - Out	869,386.00				
<b>Total Other Expenditures and Financing Uses</b>	<b>\$3,926,502.26</b>				
<b>TOTAL ACTUAL EXPENDITURES &amp; OTHER FINANCING USES</b>	<b>\$40,230,910.98</b>				

	<u>Capital Reserve (1431)(32)</u>	<u>Other Capital Projects Fund(39)</u>	<u>Debt Service(40)</u>	<u>Permanent(90)</u>	<u>Total</u>
<b>1000 Instruction</b>					
1100 Regular Programs - Elementary / Secondary					15,824,788.93
1200 Special Programs - Elementary / Secondary					5,551,247.81
1300 Vocational Education					1,043,386.39
1400 Other Instructional Programs - Elementary / Secondary					7,762.27
1600 Adult Education Programs					249,498.00
<b>Total Instruction</b>					<b>\$22,676,683.40</b>
<b>2000 Support Services</b>					
2100 Support Services - Students					1,294,540.15
2200 Support Services - Instructional Staff					1,092,162.85
2300 Support Services - Administration		118,360.45			2,290,371.91
2400 Support Services - Pupil Health					340,864.17
2500 Support Services - Business					723,283.67
2600 Operation and Maintenance of Plant Services	33,951.00				3,547,191.09
2700 Student Transportation Services					2,838,641.90
2800 Support Services - Central					685,686.40
2900 Other Support Services					38,493.12
<b>Total Support Services</b>	<b>\$33,951.00</b>	<b>\$118,360.45</b>			<b>\$12,851,235.26</b>
<b>3000 Operation of Non-Instructional Services</b>					
3200 Student Activities					900,401.51
3300 Community Services					28,400.00
<b>Total Operation of Non-Instructional Services</b>					<b>\$928,801.51</b>
<b>4000 Facilities Acquisition, Construction and Improvement Services</b>					
4200 Existing Site Improvement Services	4,450.00				4,450.00
4400 Architecture and Engineering Services / Educational Specifications - Improvements	572,157.64	165,342.55			737,500.19
4600 Existing Building Improvement Services	54,651.02	1,206,173.24			1,260,824.26
<b>Total Facilities Acquisition, Construction and Improvement Services</b>	<b>\$631,258.66</b>	<b>\$1,371,515.79</b>			<b>\$2,002,774.45</b>
<b>5000 Other Expenditures and Financing Uses</b>					
5100 Debt Service / Other Expenditures and Financing Uses					3,057,116.26
5200 Interfund Transfers - Out					869,386.00
<b>Total Other Expenditures and Financing Uses</b>					<b>\$3,926,502.26</b>
<b>TOTAL ACTUAL EXPENDITURES &amp; OTHER FINANCING USES</b>	<b>\$665,209.66</b>	<b>\$1,489,876.24</b>			<b>\$42,385,996.88</b>

**PSERS Salary Data (Salary Data should relate to the General Fund only)**

<b>Amount Description</b>	<b>Amount</b>
Total Salary Base for salaries subject to PSERS withholding	17,859,218.00
Total Federally Funded salaries subject to PSERS withholding	535,364.91
	<hr/>

**Title I Expenditure Data**

<b>Amount Description</b>	<b>Amount</b>
Expenditures Funded with Current Title I Funds	167,829.00
Expenditures Funded with Carry over Title I Funds	
<b>Total Title I Expenditure Data</b>	<hr/> <b>\$167,829.00</b> <hr/>

**Title I ARRA Amount**

<b>Amount Description</b>	<b>Amount</b>
Portion of Total Title I Expenditures funded with ARRA Title I	<hr/>

**Benefits for Staff Relative to Collective Bargaining Agreements**

	OBJECT	COVERED	NOT COVERED	TOTAL
<b>10 General Fund</b>	<b>No Self Insurance data to report</b>			
	211 Medical Insurance	2,147,694.84	89,907.50	2,237,602.34
	212 Dental Insurance	94,585.80	20,554.74	115,140.54
	215 Eye Care Insurance	16,874.37	3,811.71	20,686.08
	216 Prescription Insurance	464,028.12	143,510.20	607,538.32
	271 Self-Insurance Medical Benefits			
	272 Self-Insurance Dental Benefits			
	275 Self-Insurance Eye Care Benefits			
	276 Self-Insurance Prescription Benefits			
	<b>FUND TOTAL</b>		<b>\$2,723,183.13</b>	<b>\$257,784.15</b>
<b>50 Enterprise Fund</b>	<b>No Self Insurance data to report</b>			
	211 Medical Insurance		8,616.75	8,616.75
	212 Dental Insurance		445.06	445.06
	215 Eye Care Insurance		400.00	400.00
	216 Prescription Insurance		2,495.16	2,495.16
	271 Self-Insurance Medical Benefits			
	272 Self-Insurance Dental Benefits			
	275 Self-Insurance Eye Care Benefits			
	276 Self-Insurance Prescription Benefits			
	<b>FUND TOTAL</b>		<b>\$11,956.97</b>	<b>\$11,956.97</b>
<b>60 Internal Service Fund</b>	<b>No Self Insurance data to report</b>			
	211 Medical Insurance			
	212 Dental Insurance			
	215 Eye Care Insurance			
	216 Prescription Insurance			
	271 Self-Insurance Medical Benefits			
	272 Self-Insurance Dental Benefits			
	275 Self-Insurance Eye Care Benefits			
	276 Self-Insurance Prescription Benefits			
	<b>FUND TOTAL</b>			
<b>Total of All Funds</b>		<b>\$2,723,183.13</b>	<b>\$269,741.12</b>	<b>\$2,992,924.25</b>

LEA : 121394603 Northwestern Lehigh SD

Printed 10/26/2017 4:00:55 PM

Function	Special Education (Prior Year)	Nonspecial Education (Prior Year)	Total (Prior Year)	Special Education (Current Year)	Nonspecial Education (Current Year)	Total (Current Year)
2120 Guidance Services	99,228.27	561,515.29	660,743.56	116,748.63	644,356.04	761,104.67
2140 Psychological Services	170,650.04	15,912.70	186,562.74	157,504.69	27,249.95	184,754.64
2150 Speech Pathology and Audiology Services						
2160 Social Work Services						
2260 Instruction and Curriculum Development Services	48,788.72	276,086.73	324,875.45	50,487.73	278,650.57	329,138.30
2350 Legal and Accounting Services	17,802.02	100,738.48	118,540.50	18,550.56	102,383.74	120,934.30
2420 Medical Services	49,044.21	277,532.52	326,576.73	52,286.40	288,577.77	340,864.17
2440 Nursing Services						
2700 Student Transportation Services	567,744.00	1,985,628.55	2,553,372.55	784,475.25	2,054,166.65	2,838,641.90
<b>Total</b>	<b>\$953,257.26</b>	<b>\$3,217,414.27</b>	<b>\$4,170,671.53</b>	<b>\$1,180,053.26</b>	<b>\$3,395,384.72</b>	<b>\$4,575,437.98</b>

(PRINCIPAL AMOUNTS ONLY)

**GOVERNMENTAL FUNDS/ ACTIVITIES**

	Short-Term Borrowing	General Obligation Bonds/Notes	Authority Building Obligations	Other Long-Term Debt	Other Post-Employment Benefits (OPEB)	Compensated Absences	Net Pension Liability	Total
1. Debt at Beginning of Fiscal Year		44,150,000.00			849,250.00	484,061.00	55,600,313.00	101,083,624.00
2. Additional Debt Incurred During Year		5,685,000.00			172,684.00	54,873.00	9,206,115.00	15,118,672.00
3. Retirements and Repayments		2,000,000.00						2,000,000.00
4. Debt at End of Fiscal Year		47,835,000.00			1,021,934.00	538,934.00	64,806,428.00	114,202,296.00
5. Accreted Interest at End Of Fiscal Year								
6. Total Debt and Accreted Interest		47,835,000.00			1,021,934.00	538,934.00	64,806,428.00	114,202,296.00
7. Current Portion P&I - Due within 1 year		3,610,441.00				87,911.00		3,698,352.00
8. Interest Paid during current fiscal year		1,051,181.15			1,021,934.00			2,073,115.15

(PRINCIPAL AMOUNTS ONLY)

**PROPRIETARY FUNDS**

	Short-Term Borrowing	General Obligation Bonds/Notes	Authority Building Obligations	Other Long-Term Debt	Other Post-Employment Benefits (OPEB)	Compensated Absences	Net Pension Liability	Total
1. Debt at Beginning of Fiscal Year						1,277.00	944,614.00	945,891.00
2. Additional Debt Incurred During Year						182.00	146,114.00	146,296.00
3. Retirements and Repayments								
4. Debt at End of Fiscal Year						1,459.00	1,090,728.00	1,092,187.00
5. Accreted Interest at End Of Fiscal Year								
6. Total Debt and Accreted Interest						1,459.00	1,090,728.00	1,092,187.00
7. Current Portion P&I - Due within 1 year								
8. Interest Paid during current fiscal year								

**Total Principal and Interest Payments Made by Your School - All Funds**

Function	Fund		Principal (910)	Principal (920)	Interest (830)	Total (Principal +Interest)	Misc Other Uses (990)
5110	10	General Fund	2,000,000.00		1,051,181.15	3,051,181.15	
5110	20	Special Revenue Funds					
5110	30	Capital Projects Funds					
5110	40	Debt Service Fund					
5110	90	Permanent Fund					
5120	10	General Fund					
5120	20	Special Revenue Funds					
5120	30	Capital Projects Funds					
5120	40	Debt Service Fund					

<b>Total Debt Payments - Governmental Funds</b>			<b>\$2,000,000.00</b>		<b>\$1,051,181.15</b>	<b>\$3,051,181.15</b>	
---	--	--	-----------------------	--	-----------------------	-----------------------	--

Function	Fund		Principal (910)	Principal (920)	Interest (830)	Total (Principal +Interest)
5110	50	Enterprise Fund				
5110	60	Internal Service Fund				
5120	50	Enterprise Fund				
5120	60	Internal Service Fund				

<b>Total Debt Payments - Proprietary Funds</b>						
--	--	--	--	--	--	--



**Debt Details**  
**Governmental Funds/ Activities**

Debt Category	Debt Issue Date (MM/YYYY)	Principal Amounts Only			Debt at End of Fiscal Year	Current Portion Due Within One Year (Principal and Interest)	Interest Paid During Fiscal Year
		Debt at Beginning of Fiscal Year	Additions	Reductions / Repayments			
General Obligation Bonds/Notes – CIB	05/2017		5,685,000.00		5,685,000.00	174,988.00	
General Obligation Bonds/Notes – CIB	02/2014	9,080,000.00		345,000.00	8,735,000.00	725,307.00	292,206.26
General Obligation Bonds/Notes – CIB	02/2013	9,390,000.00		725,000.00	8,665,000.00	714,095.00	213,595.00
General Obligation Bonds/Notes – CIB	04/2012	9,975,000.00		5,000.00	9,970,000.00	805,417.00	275,517.50
General Obligation Bonds/Notes – CIB	12/2009	8,405,000.00		125,000.00	8,280,000.00	285,751.00	156,412.22
General Obligation Bonds/Notes – CIB	10/2007	7,300,000.00		800,000.00	6,500,000.00	904,883.00	113,450.17
Compensated Absences		484,061.00	54,873.00		538,934.00	87,911.00	
Other Post-Employment Benefits (OPEB)		849,250.00	172,684.00		1,021,934.00		1,021,934.00
Net Pension Liability		55,600,313.00	9,206,115.00		64,806,428.00		
<b>Totals for Debt Entered:</b>		<b>\$101,083,624.00</b>	<b>\$15,118,672.00</b>	<b>\$2,000,000.00</b>	<b>\$114,202,296.00</b>	<b>\$3,698,352.00</b>	<b>\$2,073,115.15</b>

**Bond Details**  
**Proprietary Funds**

Debt Category	Debt Issue Date (MM/YYYY)	Principal Amounts Only			Debt at End of Fiscal Year	Current Portion Due Within One Year (Principal and Interest)	Interest Paid During Fiscal Year
		Debt at Beginning of Fiscal Year	Additions	Reductions / Repayments			
Compensated Absences		1,277.00	182.00		1,459.00		
Net Pension Liability		944,614.00	146,114.00		1,090,728.00		
<b>Totals for Debt Entered:</b>		<b>\$945,891.00</b>	<b>\$146,296.00</b>		<b>\$1,092,187.00</b>		

**General Fund (10)**

**Section 1: Tuition/Purchased Services as Reported within Expenditure Detail**

	Amount
Tuition Reported in General Fund Expenditures 1000-560	2,252,838.18
Purchased Services in General Fund Expenditures 1000-594 and 1000-597	

<b>Section 1 Total</b>	<b>\$2,252,838.18</b>
------------------------	-----------------------

**Section 2: Tuition Paid to Institution Types During Fiscal Year**

	Tuition Paid For Nonspecial Education	Tuition Paid For Special Education	Total
1 1306 Institutions			
2 Institutionalized Children's Programs			
3 Juveniles Incarcerated in Adult Facilities			
4 Residential Treatment Facilities			
5 Other Local Education Agencies		8,676.72	8,676.72
6 Brick and Mortar Charter Schools	505,680.54	81,248.32	586,928.86
7 Cyber Charter Schools	217,365.78	131,195.75	348,561.53
8 Career and Technology Centers	1,288,654.39		1,288,654.39
9 Approved Private Schools		17,163.30	17,163.30
10 PA Chartered Schools for the Deaf and Blind			
11 Private Residential Rehabilitative Institutions	2,853.38		2,853.38
12 Juvenile Detention Centers			
13 Special Program Jointures			
14 Other Tuition Not Included Elsewhere In This Section			

<b>Section 2 Total</b>	<b>\$2,014,554.09</b>	<b>\$238,284.09</b>	<b>\$2,252,838.18</b>
------------------------	-----------------------	---------------------	-----------------------

1 .	<u>Student Transportation Services for Educational Field Trips</u>	7,673.32
2 .	<u>Student Transportation Services for Student Activities</u>	1,918.33
3 .	<u>Rental of Vehicles for Student Transportation Services</u>	4,100.00
4 .	<u>Capital Reserve Funds</u>	

Include only district-owned transportation expenditures paid from State or local money.  
 DO NOT include federal expenditures or payments to contract service providers.  
 Contracted transportation services should not be recorded on this schedule.