


Farmington Early Childhood Center

# Let's Learn How To Stay Safe



At school, we are always working  
on how to be **SAFE**.




Our teachers help us be **SAFE** at school by practicing **SAFETY DRILLS** like Evacuation drills where we go outside and Bad Weather Drills where we stay safe in the school.




We practice **DRILLS** so we are prepared for emergencies.

When we practice our DRILLS, first we need to  
STOP, LOOK, AND LISTEN.



Our teacher will tell us what to do, where to go, and we  
need to LISTEN. Our teacher will tell us if we need to  
STAY in the school or if we need to LEAVE the school.





When we practice a SAFETY  
DRILL at school, we need to be  
QUIET.



What does QUIET look like? We do not talk. If we need  
to say something we only whisper very softly.  
We leave our toys where they are and  
WE LISTEN TO OUR TEACHER.



Our teacher will tell us where to sit and stay together. When we stay with our teacher it means we are away from the door and windows.



In our classroom, we will sit

---

We will stay there until my teacher tells me the  
The DRILL IS ALL DONE.

If we have to LEAVE the school our teacher will tell us and help us LEAVE the building QUICKLY.



If we LEAVE the building we will go to our special meeting place. Our classroom's special meeting place is

\_\_\_\_\_.



If we are already outside we might hear a **WHISTLE**. The **WHISTLE** means we need to run to our teacher and be ready to **LISTEN**.

Practicing drills help keep us SAFE and we need to remember to STOP, LOOK, AND LISTEN because we will need to move QUICKLY!



**STOP**



**LOOK**



**LISTEN**



When we practice our  
**SAFETY DRILLS** it's okay to  
be a little nervous, but we  
will work hard to listen to  
our teacher,



Because our teacher will always keep us  
**SAFE!**

