

# **SALES TAX PROGRAM UPDATE**

**January 5, 2012**

## **Presentation Outline**

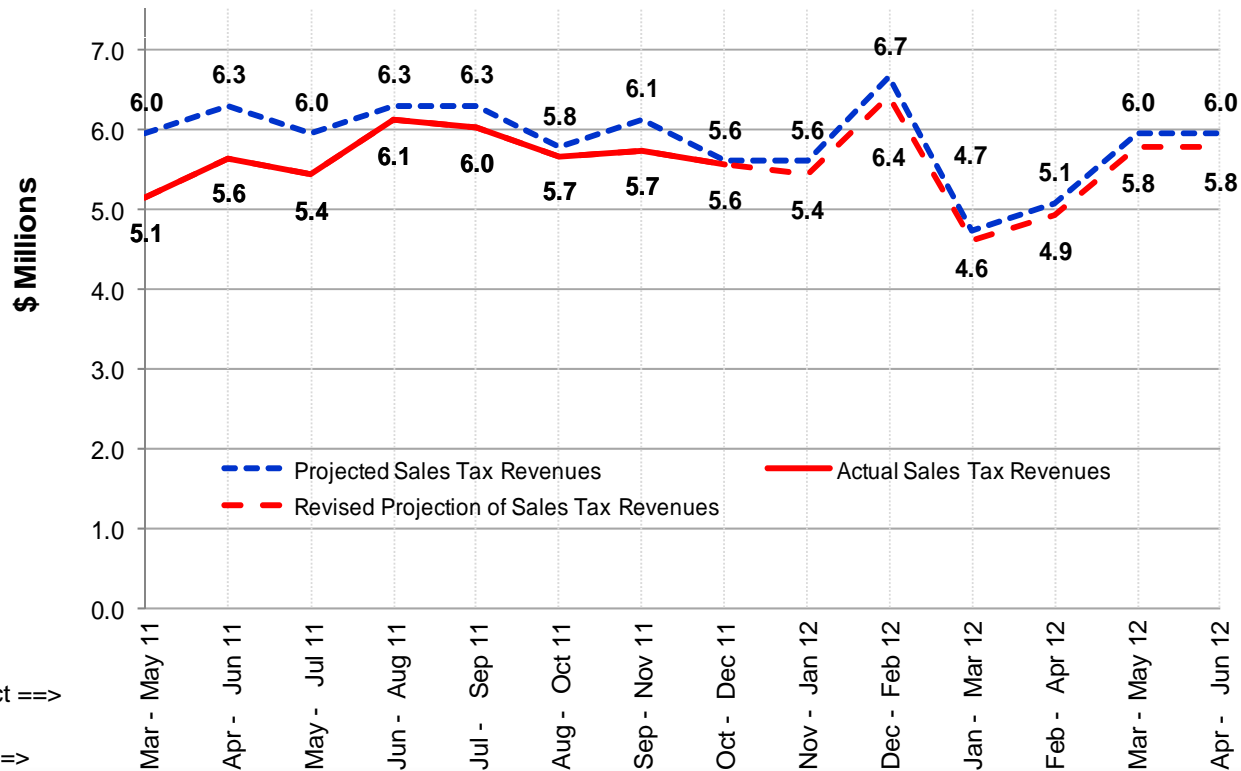
- 1. Sales Tax Collections**
- 2. Project Expenses**
- 3. Current Funding Model**
- 4. Debt Projections**
- 5. Detailed Cashflows**
- 6. Sales Tax Collections (County vs. School District)**
- 7. Net Taxable Sales by NAICS Sector**

## Sales Tax Collections – Recent revenue collections are closer to original projections

Difference attributed to:

- Different treatment of purchases between County Tax and Education Tax; difference was initially larger than originally estimated

Monthly Sales Tax Revenues  
 Actual vs. Projected

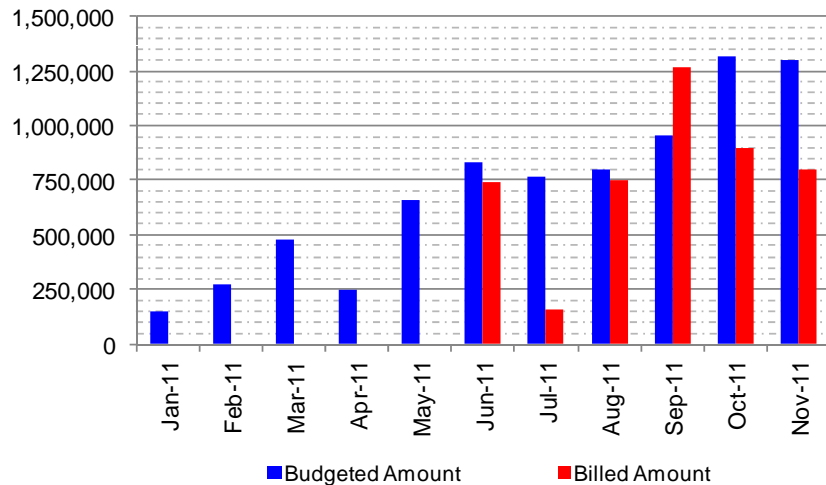


Distribution to District ==>

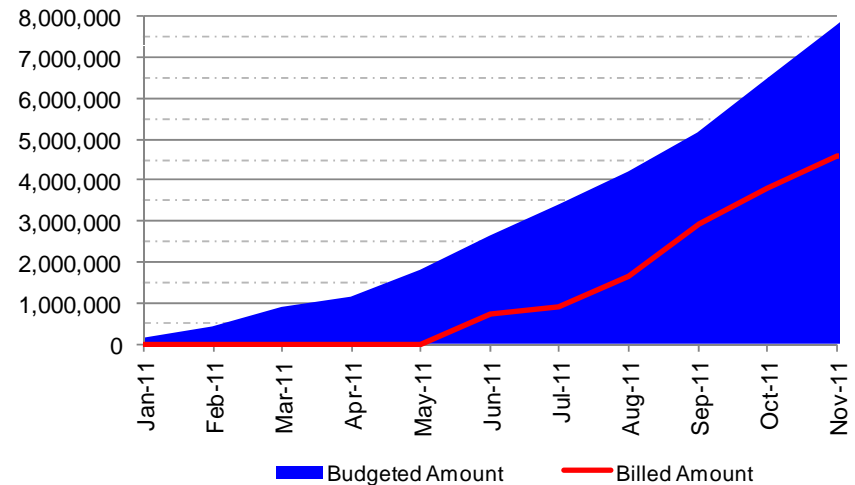
Receipt by Vendor ==>

**Expenses – Budget Amounts are compared against Billed Amounts to look for trends (there is a 1-month lag in recorded expenses)**

**ONE CENT SALES TAX EXPENSES (Monthly)**



**ONE CENT SALES TAX EXPENSES (Cumulative)**

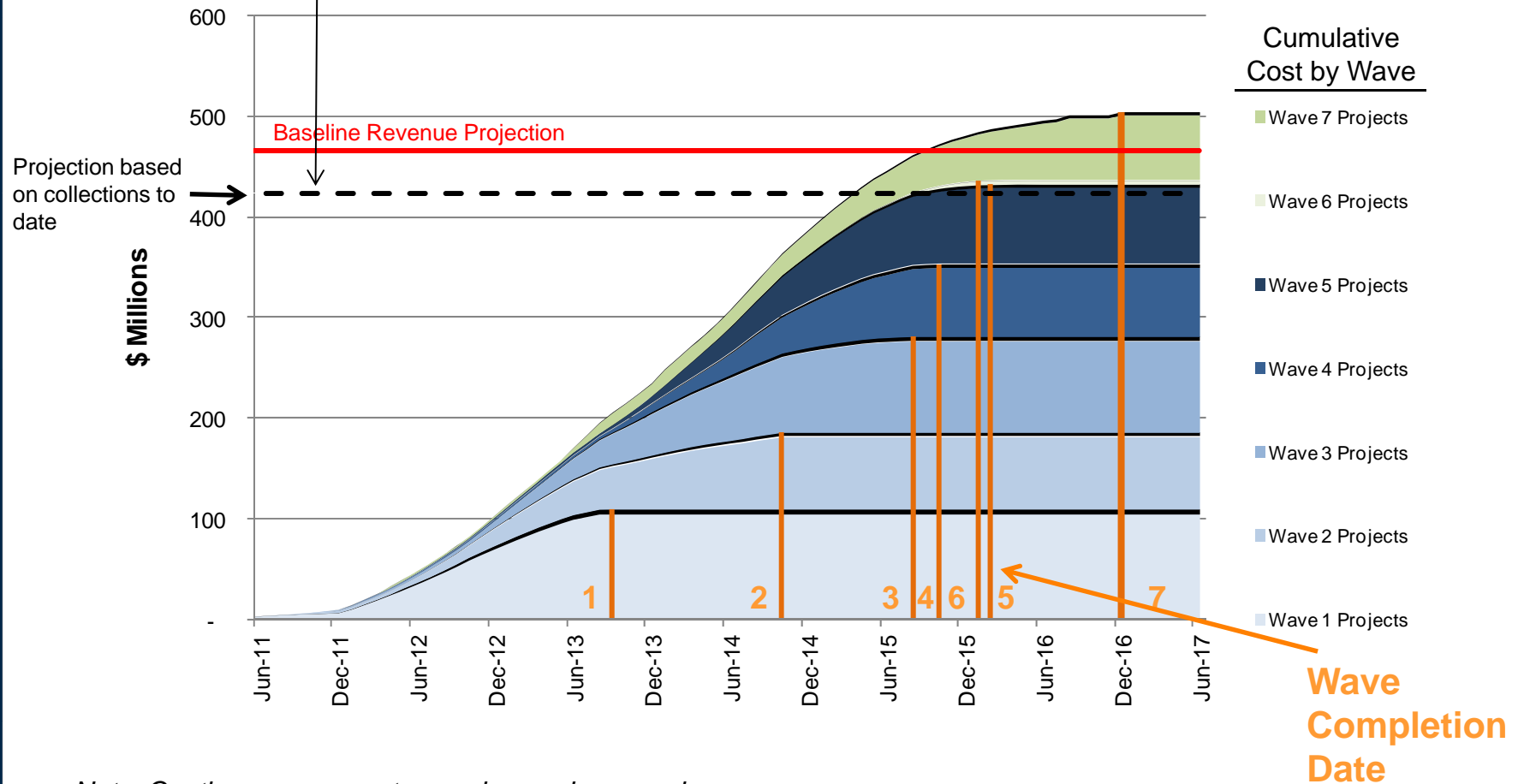


**Variance Analysis:**

Cumulative Budgeted Amount	7,767,502
Cumulative Billed Amount	4,609,255
<b>Difference</b>	<b>(3,158,247)</b>

**Sales Tax projection is based on first 8 months of actual collections**

**Sales Tax Funding Model - Board Accepted Scenario**

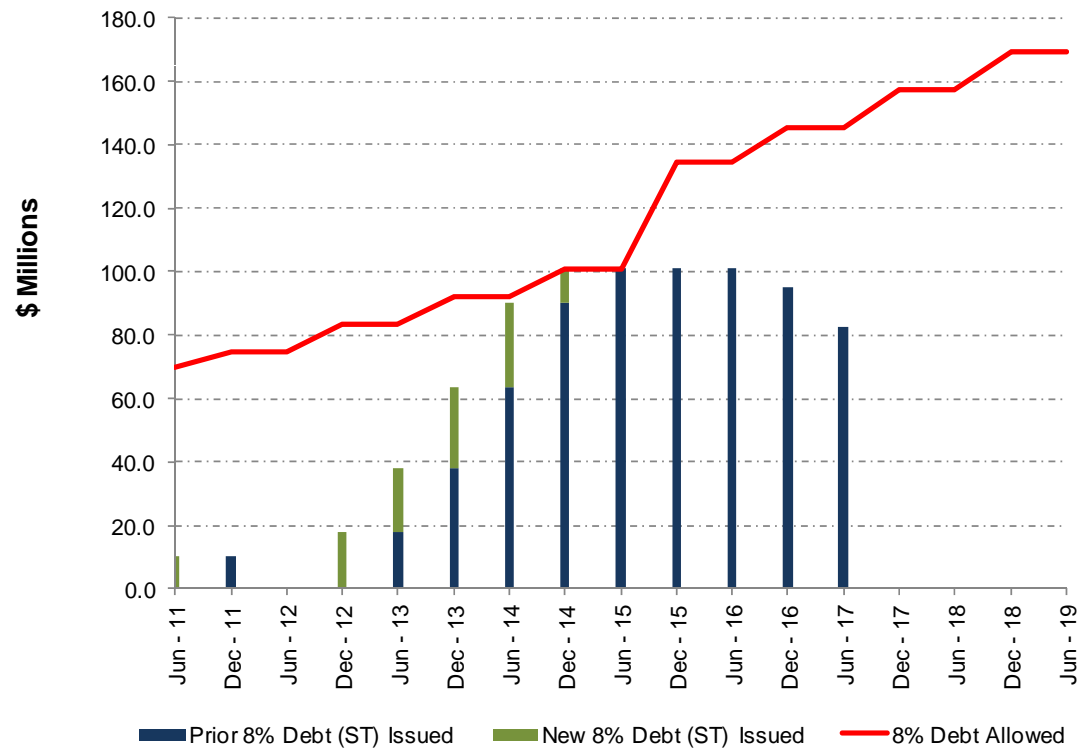


Note: Contingency amounts are shown above each wave

## Debt Projections and 8% GO Debt Capacity

- Funding Model tracks actual and projected use of 8% GO Debt

### 8% Debt Issued as Interim Financing



Cashflow analysis includes program contingency as a separate allocation each month that accumulates over time to insure flexibility to react to changes as needed.

- Quarterly Cost Curve update expected in the next 4-6 weeks

One Cent Sales Tax Cash Flow for Capital Program													
Funds Available for Projects						Expenses - Projects and Interest							
	Interest on Sales Tax Fund Balance <sup>1</sup>	Monthly Sales Tax Revenues	Sales Tax Revenue Total	New 8% GO Debt (ST) Issued	Period Ending Funds Available	Project Costs <sup>2</sup>	Contingency Costs <sup>3</sup>	Interest Expense	8% GO Debt (ST) Principal Repayment	Total Paid for Project Costs and Debt Service	Period Ending Cash Balances		Contingency Fund Balance <sup>3</sup>
Jan 2011	-	-	-	-	-	-	-	-	-	-	-	Jan 2011	-
Feb 2011	-	-	-	-	-	-	-	-	-	-	-	Feb 2011	-
Mar 2011	-	-	-	-	-	-	-	-	-	-	-	Mar 2011	-
Apr 2011	-	-	-	-	-	-	-	-	-	-	-	Apr 2011	-
May 2011	-	5,145,960	5,145,960	-	5,145,960	-	90,156	-	-	90,156	5,055,804	May 2011	90,156
Jun 2011	-	5,637,699	10,693,503	10,000,000	20,693,503	738,477	37,325	-	-	775,802	19,917,701	Jun 2011	127,481
Jul 2011	-	5,424,060	25,341,761	-	25,341,761	159,887	34,070	-	-	193,957	25,147,804	Jul 2011	161,551
Aug 2011	-	6,113,316	31,261,119	-	31,261,119	746,921	35,707	-	-	782,628	30,478,492	Aug 2011	197,258
Sep 2011	-	6,014,022	36,492,514	-	36,492,514	1,269,328	43,457	-	-	1,312,786	35,179,728	Sep 2011	240,715
Oct 2011	-	5,664,365	40,844,093	-	40,844,093	894,508	61,421	-	-	955,929	39,888,164	Oct 2011	302,136
Nov 2011	-	5,736,204	45,624,368	-	45,624,368	800,134	60,739	-	-	860,873	44,763,495	Nov 2011	362,875
Dec 2011	-	5,556,017	50,319,512	-	50,319,512	1,276,470	63,823	50,000	-	1,390,293	48,929,219	Dec 2011	426,699
Total	-	45,291,642		10,000,000		5,885,725	426,699	50,000	-	6,362,424			

Notes:

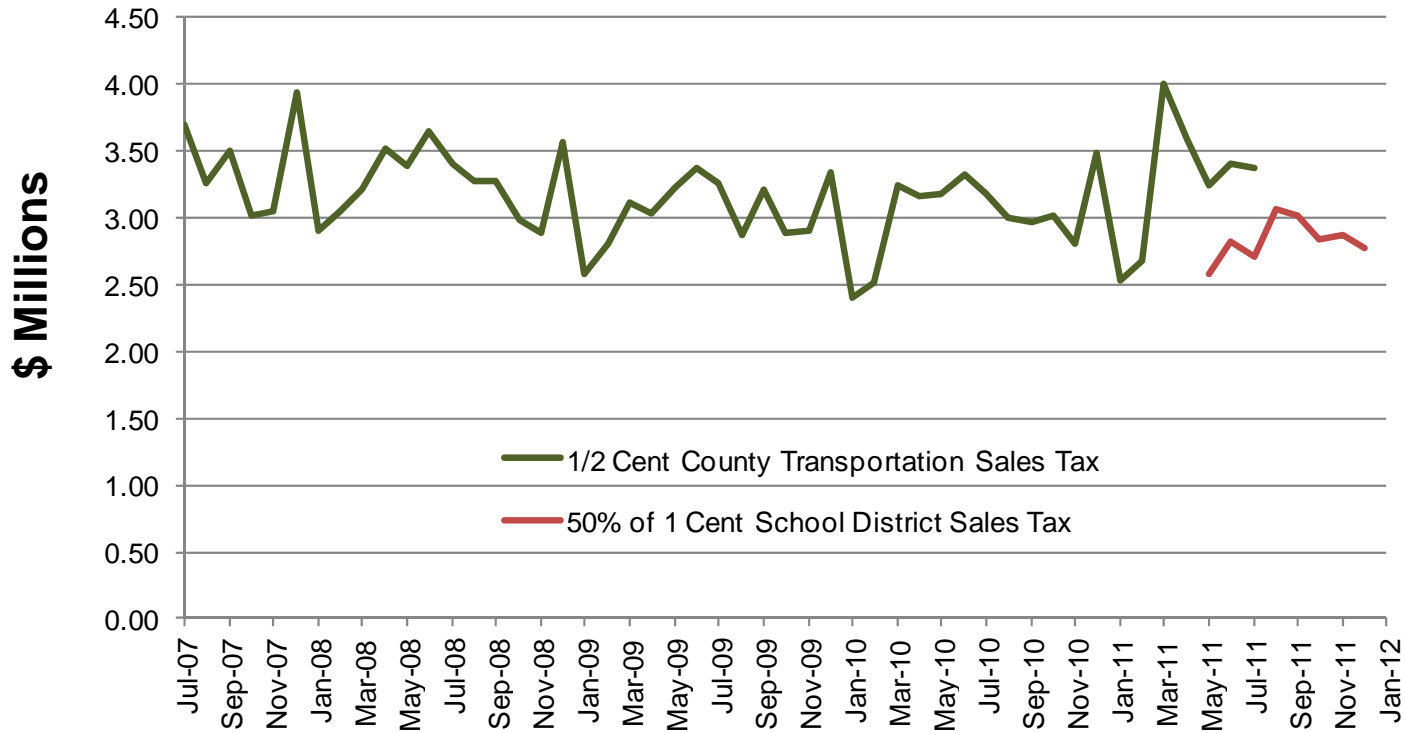
<sup>1</sup> Assumes 0.25% earnings starting in January 2012

<sup>2</sup> Most recent month - December 2011 - shows budgeted amount (actual expenses are shown in blue)

<sup>3</sup> Contingency costs are deposited monthly based on the budgeted project costs. Contingency funds are held separately through the construction period, and released if not utilized.

Collection information for the County's ½ Cent Transportation Sales Tax has been tracked for several years and available through July 2011, and compared to the School District's 1 Cent Sales Tax below:

### Monthly Sales Tax Receipts





**County and School District Sales Taxes are assessed on an identical basis, with one exception:**

- **Food coupon eligible items purchased without food coupons are charged the ½ Cent Transportation Sales Tax, but are not subject to the School District's 1 Cent Sales Tax.**

### Total Net Taxable Sales by NAICS Sector

