

Citizens Oversight Steering Committee – II

Minutes

October 22, 2020 1:00 – 2:30 p.m.
3999 Bridge View Drive North
Charleston, SC 29405
via Zoom

Charleston >excellence is our standard
County SCHOOL DISTRICT

STUDENTS ARE
THE HEART

OF OUR WORK!

Contact for Questions:
Shaniqua Johnson/(843)566-1975

Members Present: Meredith Demetre, Michael Halasz

Liaisons Present: Jessica Browning, Rebecca Imholz, Shannon Praete

Staff Present: Joyce Costello, Larry Lutrario, Shaniqua Johnson, Jeff Borowy, Robert Sturman

Visitors Present: PFM via phone, Rick Holt

Welcome

Old Business

- N/A

New Business

- N/A

Communications & Marketing

- N/A

Capital Projects Financial Report

- PFM submitted their financial reports (see attached).
 - Both reports from Phase III and Phase IV were presented.
- Capital Projects Accounting submitted their financial reports (see attached).
 - Both reports from Phase III and Phase IV were presented.

Construction Report

- Received an update from Cumming (Rick Holt) (see attached).
 - **Status Points**
 - Phase III
 - Stono Park ES
 - D3 Bus Lot

- Phase IV

- Burns ES
- Dunston ES
- CE Williams MS
- Camp Road MS
- Lucy Beckham HS
- Moultrie MS expansion
- North Charleston CAS
- West Ashley CAS
- D4 Regional Stadium
- Advance Design for Replacement for Lincoln High School
- James Island Charter HS
- Stoney Field improvements
- Baptist Hill CTE
- Haut Gap MS
- Mitchell ES
- New Carolina Bay ES
- District 20 MS

Once Around

- The next Citizens Oversight Steering Committee II meeting is TBD.
This meeting will be held via **Zoom**

Adjourn

- 2:17pm

CAPITAL PROGRAM
2010 - 2016 BUILDING PROGRAM
One Cent Sales Tax
August 31, 2020

Project #		Revised Budget	CM Fees	Working Budget	Expenditures Inception August-20	Projected Expenses To Go as of August-20	Notes	% Construction Completed	% Expended	Anticipated Completion (mm/yy)
CONSTRUCTION MANAGEMENT PROJECTS										
WAVE 1										
5130	BUIST ACADEMY	31,084,882	(1,638,451)	29,446,431	29,446,430	0	(1), (7), (8), (9), (12)	100%	100%	Complete
5131	CHARLESTON PROGRESSIVE ES	22,838,130	(778,827)	22,059,303	22,059,304	(0)	(1), (2), (9), (12), (15)	100%	100%	Complete
5132	JAMES SIMONS ES	25,878,295	(1,201,400)	24,676,895	24,676,893	(0)	(1), (9), (12)	100%	100%	Complete
5133	MEMMINGER ES	21,580,155	(959,356)	20,620,799	20,620,797	0	(4), (7), (8), (9)	100%	100%	Complete
WAVE 2										
5144	MONTESSORI SPRINGFIELD SUPPORT FACILITY	10,033,404	(273,928)	9,759,476	9,759,477	0	(5), (9), (12), (17)	100%	100%	Complete
5148	CENTER FOR ADVANCE STUDIES at WANDO	43,756,082	(2,314,045)	41,442,037	41,382,031	60,006	(3), (6), (9), (13), (15), (17)	100%	100%	Complete
5150	HARBORVIEW ES	24,970,083	(1,209,847)	23,760,236	23,760,237	0	(6), (7), (9), (15), (17)	100%	100%	Complete
WAVE 3										
5143	CHICORA ES	27,594,000	(1,278,329)	26,315,671	26,297,116	18,555	(14), (15)	100%	100%	Completed
5145	* JENNIE MOORE ES	38,392,751	(1,570,519)	36,822,232	36,822,230	0	(9), (12), (17)	100%	100%	Completed
5149	ST ANDREWS MATH & SCIENCE ES	32,388,212	(1,516,613)	30,871,599	30,871,599	0	(10), (12), (15), (18)	100%	100%	Completed
WAVE 4										
5147	* LAING MS	40,446,070	(1,785,096)	38,660,974	38,660,973	(0)	(9), (10), (12), (13), (15)	100%	100%	Completed
5153	** JAMES ISLAND CHARTER HS	23,369,471	(1,141,365)	22,228,106	22,228,107	(0)	(9), (12), (13), (15)	100%	100%	Completed
5158	EMERGENCY OPERATIONS CENTER @ BRIDGE VIEW	3,984,944	(114,137)	3,870,807	3,626,290	244,517	(12), (17), (18)	100%	94%	Completed
WAVE 5										
5151	SPRINGFIELD ES	22,720,266	(1,511,168)	21,209,098	21,199,098	10,000	(5), (9), (10), (12), (18)	100%	100%	Completed
5152	NORTH CHARLESTON CREATIVE ARTS ES	28,720,106	(1,237,240)	27,482,866	27,482,866	(0)	(7), (13), (15), (18)	100%	100%	Completed
5154	MURRAY LASAINE ES	9,789,563	(456,546)	9,333,017	9,333,017	0	(13), (15)	100%	100%	Completed
5155	ANGEL OAK ES	18,194,436	(792,238)	17,402,198	17,351,682	50,516	(9), (13), (14), (17), (18)	100%	100%	Completed
5159	LOWCOUNTRY TECH @ BURKE HS	6,248,924	(228,273)	6,020,651	5,821,167	199,484	(10), (13), (17), (18)	100%	97%	Completed
WAVE 6										
5182	MARY FORD ES	115,065	(20,000)	95,065	95,065	-	(15)	100%	100%	Completed
5183	NORTHWOODS MS	129,775	(20,000)	109,775	109,775	-	(15)	100%	100%	Completed
5184	C E WILLIAMS	40,715	(20,000)	20,715	20,715	-	(15)	100%	100%	Completed
5185	WEST ASHLEY MS	154,795	(20,000)	134,795	134,795	-	(15), (17), (18)	100%	100%	Completed
5186	DUNSTON ES	975,000	(55,000)	920,000	920,000	-		100%	100%	Completed
5188	GARRETT ACADEMY	29,358	0	29,358	29,358	0	(9), (15), (17)	100%	100%	Completed
5191	ST ANDREWS MS	28,425	0	28,425	28,425	-	(9), (15)	100%	100%	Completed
WAVE 7										
5156	PINEHURST ES	14,800,000	(698,516)	14,101,484	14,038,816	62,668	(17)	100%	100%	Completed
5161	CAROLINA PARK (LAND)	2,136,949	(35,000)	2,101,949	2,101,949	-	(9), (15)	100%	100%	Completed
5165	CAROLINA BAY (LAND)	35,800	(35,000)	800	800	-	(14), (15)	0%	100%	TBD
5171	INGLESIDE CAMPUS (LAND)	150,000	(35,000)	115,000	0	115,000	(9)	0%	0%	TBD
5173	Σ DISTRICT 3 BUS LOT	7,400,000	(275,000)	7,125,000	444,315	6,680,685	(18), (19)	6%	6%	TBD
5174	DISTRICT 4 BUS LOT	3,149,854	(435,926)	2,713,928	2,705,635	8,294	(11), (13), (15), (16), (18)	100%	100%	Completed
5178	◇ STONO PARK ES (Board Approved Budget \$27,330,983)	27,330,983	(1,697,990)	25,632,993	24,773,847	859,146	(11), (16)	100%	97%	Completed
5180	Ω DISTRICT WIDE ATHLETIC IMPROVEMENTS	11,536,000	(472,375)	11,063,625	10,600,393	463,231	(9), (12), (13), (14), (18)	99%	96%	Completed TBD
5136	CMFEE - CUMMING	0	4,578,036	4,578,036	4,578,035	2		N/A	100%	N/A
5137	CMFEE - CUMMING 2010-2016	0	19,249,151	19,249,151	19,174,675	74,476		N/A	100%	N/A
5137	Adjustment to Contract (projects not started)	0	-	-	0	-		N/A	N/A	N/A
9976	WAVE 1 PROGRAM CONTINGENCY	0	0	0	0	-		N/A	N/A	N/A
Total Construction Management Projects		500,002,492	0	500,002,493	491,155,910	8,846,581				

Project #		Revised Budget	CM Fees	Working Budget	Expenditures Inception August-20	Projected Expenses To Go as of August-20	Notes	% Construction Completed	% Expended	Anticipated Completion (mm/yy)
PROGRAM CONTINGENCY / MANAGEMENT										
5139	PROGRAM MANAGEMENT OFFICE (PMO)	2,947,837	0	2,947,837	2,947,836	-				
5140	CAPITAL PROJECTS ACCOUNTING	736,088	0	736,088	736,088	0				
5141	CONSTRUCTION PROCUREMENT	684,244	0	684,244	684,243	(0)				
5142	IT PROJECT MANAGEMENT	1,601,114	0	1,601,114	1,538,993	62,121				
5599	BOND FUND ADMIN	708,739	0	708,739	704,838	3,900				
9988	PROGRAM CONTINGENCY - BAN - FUND #573	18,467	0	18,467	0	18,467				
9989	PROGRAM CONTINGENCY - ONE CENT SALES TAX- FUND #574	1,045,993	0	1,045,993	0	1,045,993	(9), (10), (11), (12), (13), (15), (16), (18)			
Total Program Contingency / Management		7,742,481	0	7,742,481	6,611,997	1,130,480				
TOTAL 2010 - 2016 BUILDING PROGRAM		507,744,973	0	507,744,974	497,767,907	9,977,062				

* Laing Middle School \$3,400,000 and Jennie Moore Elementary School \$4,500,000 funded GO Bond

^ Laing Middle School \$74,411 non-OCST funding source

** James Island Charter HS \$466,726 non-OCST funding source

Ω District Wide Athletic Improvements \$100,000 non-OCST funding source

◊ Stono Park ES Board Approved Budget (4/23/18) \$27,330,983

Funding Sources:

- Sales Tax - Original Budget \$6,000,000

- Sales Tax - 9/12/16 Reallocation \$9,841,850

- Sales Tax - 4/23/18 Reallocation \$2,500,000

- Excess Projected Revenues \$2,389,133

- District 8% Capacity \$6,600,000

Σ District 3 Bus Lot \$2,100,000 non-OCST funding source

NOTES:

(1)	Board Approved Reallocation - 7/23/12 - Item #11.3 - Project #5130	(3,050,000)
	Board Approved Reallocation - 7/23/12 - Item #11.3 - Project #5131	3,501,000
	Board Approved Reallocation - 7/23/12 - Item #11.3 - Project #5132	(451,000)
(2)	Board Approved Reallocation - 11/12/12 - Item #12.2 - Project #5131	650,000
	Board Approved Reallocation - 11/12/12 - Item #12.2 - Project #9976	(650,000)
(3)	Board Approved Name Change-3/11/13 - Items #10.1B - Project #5148	
(4)	Board Approved Reallocation - 6/10/13 - Exec I Item #1.5 - Project #5133	400,000
	Board Approved Reallocation - 6/10/13 - Exec I Item #1.5 - Project #9976	(400,000)
(5)	Board Approved Reallocation - 8/12/13 - Exec I Item #1.4 Project #5151	4,300,000
	Board Approved Reallocation - 8/12/13 - Exec I Item #1.4 Project #5144	(4,300,000)
(6)	Board Approved Sales Tax Capital Program Cash Flow Management	
	Board Update/Approved Project Savings - 9/20/13 - Project #5148	(5,000,000)
	Board Update/Approved Project Savings - 9/20/13 - Project #5150	(1,000,000)
(7)	Board Approved Reallocation - 8/11/14 - Item #10.1G - Project #5130	(1,000,000)
	Board Approved Reallocation - 8/11/14 - Item #10.1G - Project #5133	(500,000)
	Board Approved Reallocation - 8/11/14 - Item #10.1G - Project #5150	(700,000)
	Board Approved Reallocation - 8/11/14 - Item #10.1G - Project #5152	2,200,000
(8)	Board Approved Reallocation - 4/13/15 - Item #10.1D - Project # 5130	(555,000)
	Board Approved Reallocation - 4/13/15 - Item #10.1D - Project # 5133	(303,600)
	Board Approved Reallocation - 4/25/16 - Item #9.5B - Project # 5171	(3,350,000)
(9)	Board Approved Reallocation - 4/25/16 - Item #9.5B - Project # 5151	(5,212,104)
	Board Approved Reallocation - 4/25/16 - Item #9.5B - Project # 5188	(1,597,642)
	Board Approved Reallocation - 4/25/16 - Item #9.5B - Project # 5153	(1,478,731)
	Board Approved Reallocation - 4/25/16 - Item #9.5B - Project # 5161	(1,142,705)
	Board Approved Reallocation - 4/25/16 - Item #9.5B - Project # 5148	(1,123,100)
	Board Approved Reallocation - 4/25/16 - Item #9.5B - Project # 5147	-1078802
	Board Approved Reallocation - 4/25/16 - Item #9.5B - Project # 5132	-465382
	Board Approved Reallocation - 4/25/16 - Item #9.5B - Project # 5145	-324157
	Board Approved Reallocation - 4/25/16 - Item #9.5B - Project # 5191	(270,000)
	Board Approved Reallocation - 4/25/16 - Item #9.5B - Project # 5144	-183567
	Board Approved Reallocation - 4/25/16 - Item #9.5B - Project # 5133	(16,245)
	Board Approved Reallocation - 4/25/16 - Item #9.5B - Project # 5130	(10,118)
	Board Approved Reallocation - 4/25/16 - Item #9.5B - Project # 5131	120,000
	Board Approved Reallocation - 4/25/16 - Item #9.5B - Project # 5150	250,000
	Board Approved Reallocation - 4/25/16 - Item #9.5B - Project # 5180	5,142,553
	Board Approved Reallocation - 4/25/16 - Item #9.5B - Project # 5155	7,740,000

Project #	Revised Budget	CM Fees	Working Budget	Expenditures Inception August-20	Projected Expenses To Go as of August-20	Notes	% Construction Completed	% Expended	Anticipated Completion (mm/yy)
NOTES: (cont.)									
(10) Board Approved Reallocation - 6/27/16 - Item # 10.2D- Project # 5149	(200,000)								
Board Approved Reallocation - 6/27/16 - Item # 10.2D- Project # 5147	(450,000)								
Board Approved Reallocation - 6/27/16 - Item # 10.2D- Project # 5151	(650,000)								
Board Approved Reallocation - 4/25/16 - Item #9.5B - Project # 9989	3,000,000								
Board Approved Reallocation - 6/27/16 - Item # 10.2D- Project # 5159	600,000								
Board Approved Reallocation - 6/27/16 - Item # 10.2D- Project # 9989	700,000								
(11) Board Approved Reallocation - 9/26/16 - Item # 9.2B - Project #5178	12,230,983								
Board Approved Reallocation - 9/26/16 - Item # 9.2B - Project #5174	(6,141,850)								
Board Approved Reallocation - 9/26/16 - Item # 9.2B - Project #9989	(3,700,000)								
Excess Projected Revenues	(2,389,133)								
District 8% Capacity - at future time (project # 5178)	6,600,000								
(12) Board Approved Reallocation - 12/12/16 - Item # 13.1D - Project #5131	(30,000)								
Board Approved Reallocation - 12/12/16 - Item # 13.1D - Project #5132	(605,323)								
Board Approved Reallocation - 12/12/16 - Item # 13.1D - Project #5144	(56,241)								
Board Approved Reallocation - 12/12/16 - Item # 13.1D - Project #5145	(150,000)								
Board Approved Reallocation - 12/12/16 - Item # 13.1D - Project #5147	(560,000)								
Board Approved Reallocation - 12/12/16 - Item # 13.1D - Project #5149	(285,000)								
Board Approved Reallocation - 12/12/16 - Item # 13.1D - Project #5151	(181,000)								
Board Approved Reallocation - 12/12/16 - Item # 13.1D - Project #5153	(482,000)								
Board Approved Reallocation - 12/12/16 - Item # 13.1D - Project #5180	(7,740)								
Board Approved Reallocation - 12/12/16 - Item # 13.1D - Project #5180	(479,338)								
Board Approved Reallocation - 12/12/16 - Item # 13.1D - Project #5180	(122,245)								
Board Approved Reallocation - 12/12/16 - Item # 13.1D - Project #5180	700,000								
Board Approved Reallocation - 12/12/16 - Item # 13.1D - Project #5180	850,000								
Board Approved Reallocation - 12/12/16 - Item # 13.1D - Project #5158	1,385,563								
Board Approved Reallocation - 12/12/16 - Item # 13.1D - Project #9989	23,324								
(13) Board Approved Reallocation - 4/24/17 - Item # 11.1E - Project #5147	(35,032)								
Board Approved Reallocation - 4/24/17 - Item # 11.1E - Project #5148	(39,956)								
Board Approved Reallocation - 4/24/17 - Item # 11.1E - Project #5152	(397,071)								
Board Approved Reallocation - 4/24/17 - Item # 11.1E - Project #5153	(76,082)								
Board Approved Reallocation - 4/24/17 - Item # 11.1E - Project #5154	(192,571)								
Board Approved Reallocation - 4/24/17 - Item # 11.1E - Project #5159	200,000								
Board Approved Reallocation - 4/24/17 - Item # 11.1E - Project #5180	816,770								
Board Approved Reallocation - 4/24/17 - Item # 11.1E - Project #5155	193,000								
Board Approved Reallocation - 4/24/17 - Item # 11.1E - Project #5174	1,130,942								
Board Approved Reallocation - 4/24/17 - Item # 11.1E - Project #9989	(1,600,000)								
(14) Board Approved Reallocation - 7/24/17 - Item # 7.2C - Project #5143	(456,000)								
Board Approved Reallocation - 7/24/17 - Item # 7.2C - Project #5165	(1,000,000)								
Board Approved Reallocation - 7/24/17 - Item # 7.2C - Project #5180	200,000								
Board Approved Reallocation - 7/24/17 - Item # 7.2C - Project #5155	1,256,000								
(15) Board Approved Reallocation - 1/22/18 - Item # 11.1D - Project # 5131	(2,870)								
Board Approved Reallocation - 1/22/18 - Item # 11.1D - Project # 5147	(3,443)								
Board Approved Reallocation - 1/22/18 - Item # 11.1D - Project # 5148	(30,862)								
Board Approved Reallocation - 1/22/18 - Item # 11.1D - Project # 5149	(195,582)								
Board Approved Reallocation - 1/22/18 - Item # 11.1D - Project # 5150	(78,739)								
Board Approved Reallocation - 1/22/18 - Item # 11.1D - Project # 5152	(140,967)								
Board Approved Reallocation - 1/22/18 - Item # 11.1D - Project # 5153	(60,442)								
Board Approved Reallocation - 1/22/18 - Item # 11.1D - Project # 5154	(17,866)								
Board Approved Reallocation - 1/22/18 - Item # 11.1D - Project # 5161	(220,346)								
Board Approved Reallocation - 1/22/18 - Item # 11.1D - Project # 5165	(2,464,200)								
Board Approved Reallocation - 1/22/18 - Item # 11.1D - Project # 5182	(234,935)								
Board Approved Reallocation - 1/22/18 - Item # 11.1D - Project # 5183	(220,225)								
Board Approved Reallocation - 1/22/18 - Item # 11.1D - Project # 5184	(259,285)								
Board Approved Reallocation - 1/22/18 - Item # 11.1D - Project # 5185	(154,135)								
Board Approved Reallocation - 1/22/18 - Item # 11.1D - Project # 5191	(1,575)								
Board Approved Reallocation - 1/22/18 - Item # 11.1D - Project # 5188	140,000								
Board Approved Reallocation - 1/22/18 - Item # 11.1D - Project # 5143	50,000								
Board Approved Reallocation - 1/22/18 - Item # 11.1D - Project # 5174	2,672,937								
Board Approved Reallocation - 1/22/18 - Item # 11.1D - Project # 5155	125,000								
Board Approved Reallocation - 1/22/18 - Item # 11.1D - Project # 9989	1,097,534								
(16) Board Approved Reallocation - 4/23/18 - Item # XI A1 - Project # 5178	2,500,000								
Board Approved Reallocation - 4/23/18 - Item # XI A1 - Project # 5174	(1,000,000)								
Board Approved Reallocation - 4/23/18 - Item # XI A1 - Project # 9989	(1,500,000)								

Project #	Revised Budget	CM Fees	Working Budget	Expenditures Inception August-20	Projected Expenses To Go as of August-20	Notes	% Construction Completed	% Expended	Anticipated Completion (mm/yy)
<u>NOTES: (cont.)</u>									
(17) Board Approved Reallocation - 8/27/18 - Item # 8A - Project # 5144	(26,788)								
Board Approved Reallocation - 8/27/18 - Item # 8A - Project # 5145	(33,092)								
Board Approved Reallocation - 8/27/18 - Item # 8A - Project # 5148	250,000								
Board Approved Reallocation - 8/27/18 - Item # 8A - Project # 5150	(1,178)								
Board Approved Reallocation - 8/27/18 - Item # 8A - Project # 5155	(407,118)								
Board Approved Reallocation - 8/27/18 - Item # 8A - Project # 5156	(500,000)								
Board Approved Reallocation - 8/27/18 - Item # 8A - Project # 5158	(150,619)								
Board Approved Reallocation - 8/27/18 - Item # 8A - Project # 5159	971,796								
Board Approved Reallocation - 8/27/18 - Item # 8A - Project # 5188	(113,000)								
Board Approved Reallocation - 8/27/18 - Item # 8A - Project # 5185	10,000								
(18) Board Approved Reallocation - 9/23/19 - Item # 8B - Project #5149	(31,206)								
Board Approved Reallocation - 9/23/19 - Item # 8B - Project #5151	(36,630)								
Board Approved Reallocation - 9/23/19 - Item # 8B - Project #5152	(41,856)								
Board Approved Reallocation - 9/23/19 - Item # 8B - Project #5155	(12,446)								
Board Approved Reallocation - 9/23/19 - Item # 8B - Project #5158	250,000								
Board Approved Reallocation - 9/23/19 - Item # 8B - Project #5158	(522,872)								
Board Approved Reallocation - 9/23/19 - Item # 8B - Project #5173	2,000,000								
Board Approved Reallocation - 9/23/19 - Item # 8B - Project #5174	(1,012,175)								
Board Approved Reallocation - 9/23/19 - Item # 8B - Project #5180	336,000								
Board Approved Reallocation - 9/23/19 - Item # 8B - Project #5185	(1,070)								
Board Approved Reallocation - 9/23/19 - Item # 8B - Project #9989	(927,745)								
(19) Board Approved Reallocation - 8/24/20 - Item # 7A - Project #5173	2,100,000								
Revenue - Sales of Archer ES	(2,100,000)								

CAPITAL PROGRAM
2017 - 2022 CAPITAL PROGRAM PHASE IV
One Cent Sales Tax Extension
August 31, 2020

Project #		Working Budget	Expenditures Inception August-20	Projected Expenses To Go as of August-20	Notes	% Construction Completed	Anticipated Completion (mm/yy)	% Expended
CAPITAL BUILDING PROJECTS								
5206	* DISTRICT 4 LAND	6,436,500	6,340,276	96,224	(6)	100%	Complete	99%
5207	* BURNS ES	25,395,559	24,689,187	706,372	(38)	100%	Complete	97%
5208	* ^ C E WILLIAMS MS	51,941,734	44,771,460	7,170,274	(22)	98%	Sep-20	86%
5209	* ^ NEW CAROLINA PARK ES (SEWEE ACADEMY)	37,282,141	37,266,645	15,496	(5), (38)	100%	Complete	100%
5210	* NEW CAS @ WEST ASHLEY	40,763,723	16,121,582	24,642,141		48%	Sep-21	40%
5212	* NEW LUCY GARRETT BECKHAM HS (EAST COOPER HS)	103,969,321	89,142,385	14,826,936	(22), (38)	98%	Sep-20	86%
5213	* NEW CAMP ROAD MS (FT JOHNSON MS)	49,088,153	37,398,795	11,689,358	(22), (38)	95%	Sep-20	76%
5214	* JAMES SIMONS MONTESSORI SCHOOL UPFIT	2,041,164	2,041,164	0	(31)	100%	Complete	100%
5215	* MURRAY LA-SAINE MONTESSORI SCHOOL UPFIT	937,354	937,354	0	(32)	100%	Complete	100%
5216	* ^ DISTRICT 2 STADIUM	15,796,913	14,775,310	1,021,603	(16)	100%	Complete	94%
5217	* DISTRICT 4 STADIUM	21,856,086	18,544,620	3,311,466	(16)	95%	Aug-20	85%
5230	* DUNSTON ES	28,420,068	26,995,672	1,424,396	(8), (20)	100%	Complete	95%
5231	* ST JAMES SANTEE	1,857,321	1,848,099	9,222		100%	Complete	100%
5232	* MITCHELL ES	10,978,520	315,921	10,662,599	(36)	3%	May-21	3%
5233	* HAUT GAP MS (EXPANSION)	7,923,628	463,546	7,460,082		7%	Aug-21	6%
5236	* BAPTIST HILL (CTE)	8,496,420	653,953	7,842,467		4%	Aug-21	8%
5237	* NEW COOPER RIVER CENTER for ADVANCED STUDIES	38,763,723	25,054,201	13,709,522	(33), (38)	97%	Sep-20	65%
5238	* JAMES ISLAND CHARTER HS	20,047,733	1,132,111	18,915,622		5%	Aug-22	6%
5240	* LINCOLN HS	477,327	231,394	245,933		48%	TBD	48%
5252	* ^ MOULTRIE MS	12,640,966	10,858,689	1,782,277	(8), (22), (25), (28)	99%	Sep-19/Sep-20	86%
5268	* STONEY FIELD	4,136,915	2,075,173	2,061,742	(8), (28), (38)	50%	Aug-21	50%
5269	* HURSEY MONTESSORI SCHOOL	8,062,018	312,687	7,749,331	(8), (35), (36)	4%	TBD	4%
5241	CMFEE - CUMMING 2017-2022 EARLY OUT	2,478,900	2,478,898	2		N/A	N/A	N/A
5297	CMFEE - CUMMING 2017-2022 CONTRACT	19,225,417	13,865,376	5,360,041		N/A	N/A	N/A
	Adjustment to Contract (projects not started)	(136,038)	0	(136,038)		N/A	N/A	N/A
Total Capital Building Projects		518,881,566	378,314,496	140,567,070				
CAPITAL MAINTENANCE PROJECTS								
5270	HVAC	37,720,322	30,397,546	7,322,777	(2), (7), (9), (10), (12), (13), (14), (15), (17), (19), (21), (23), (26), (27), (30), (34), (36), (37), (39)		Dec-20	81%
5271	ROOFING	13,604,317	10,911,067	2,693,250	(1), (2), (7), (10), (14), (15), (19), (21), (23), (24), (26), (27), (30), (34), (37), (39)		Dec-20	80%
5272	PLUMBING & RESTROOMS	1,885,660	1,657,459	228,201	(2), (7), (9), (11), (14), (15), (19), (21), (23), (27), (30), (34), (37)		Dec-20	88%
5273	EXTERIOR ENCLOSURE	1,604,117	1,604,118	(0)	(2), (7), (9), (10), (14), (15), (19), (21), (26), (30)		Dec-20	100%
5274	PARKING LOTS & SIDEWALKS	1,496,770	1,496,770	(0)	(3), (7), (9), (10), (13), (15), (24), (26), (27), (30), (34), (37)		Dec-20	100%
5275	ELECTRICAL	720,269	658,887	61,382	(2), (3), (7), (12), (14), (15), (19), (21), (27), (34)		Dec-20	91%
5278	PAINTING	2,645,528	2,645,529	0	(2), (7), (9), (10), (12), (14), (15), (17), (21), (23), (26), (27), (30), (34), (37)		Dec-20	100%
5279	DOORS & HARDWARE	1,618,362	1,617,021	1,341	(10), (12), (14), (15), (19), (21), (23), (27), (34), (37)		Dec-20	100%
5280	ELEVATORS	79,286	79,286	0	(10)		Dec-20	100%
5281	FLOORING	1,440,725	1,440,723	0	(9), (10), (11), (13), (14), (15), (26), (30)		Dec-20	100%
5282	FIRE SPRINKLERS & ALARMS	2,443,508	2,287,412	156,096	(9), (12), (15), (19), (21), (30), (34), (37)		Dec-20	94%
5276	CMFEE - CUMMING 2017-2022 EARLY OUT	505,487	505,488	(1)	(1)	N/A	N/A	N/A
5298	CMFEE - CUMMING 2017-2022 CONTRACT	9,387,106	5,043,073	4,344,033		N/A	N/A	N/A
	Adjustment to Contract (projects not started)	(4,030,700)	0	(4,030,700)		N/A	N/A	N/A
5246	FM PROJECT MANAGEMENT	3,155,682	2,490,023	665,659	(10), (17), (23)	N/A	N/A	79%
Total Capital Maintenance Projects		74,276,438	62,834,400	11,442,037				
TECHNOLOGY REPLACEMENTS & UPGRADES PROJECTS								
5285	TECHNOLOGY INFRASTRUCTURE	3,124,000	2,990,283	133,717			Dec-20	96%
5286	CLASSROOM DISPLAY SOFTWARE REPLACEMENTS	270,000	170,415	99,585			Dec-20	63%
5287	PROJECTOR/BULB REPLACEMENT	50,000	41,489	8,511			Dec-20	83%
5288	DOCUMENT CAMERA REPLACEMENTS	40,000	36,325	3,675			Dec-20	91%
5289	CLASSROOM DISPLAY TECHNOLOGY REPLACEMENTS	12,136,349	8,236,633	3,899,716	(29)		Dec-20	68%
5290	REPLACE END OF LIFE PRINTERS	300,000	133,333	166,667			Dec-20	44%
5292	STUDENT MOBILE DEVICES-UPGRADES & REPLACEMENTS	4,048,279	1,051,099	2,997,180	(29)		Dec-20	26%
5293	TECHNOLOGY BACKFILL	330,000	211,116	118,884			Dec-20	64%
5294	TECH PROJECT MANAGEMENT	1,077,531	373,554	703,977			Dec-20	35%
5295	PROJECT CONTINGENCY	174,466	0	174,466			Dec-20	0%
Total Technology Replacements & Upgrades Projects		21,550,625	13,244,248	8,306,377				
TOTAL CAPITAL PROJECTS		614,708,629	454,393,144	160,315,485				

Project #		Working Budget	Expenditures Inception August-20	Projected Expenses To Go as of August-20	Notes	% Construction Completed	Anticipated Completion (mm/yy)	% Expended
	PROGRAM CONTINGENCY / MANAGEMENT							
5242	PROGRAM MANAGEMENT OFFICE (PMO)	2,732,012	1,956,521	775,492				
5243	CAPITAL PROJECTS ACCOUNTING	996,967	699,856	297,111				
5244	CONSTRUCTION PROCUREMENT	760,493	574,802	185,691				
5245	IT PROJECT MANAGEMENT	1,359,614	973,300	386,314				
5599	BOND FUND ADMIN	667,282	598,368	68,914				
9971	PROGRAM CONTINGENCY - BAN - FUND #584	6,180	0	6,180				
9970	PROGRAM CONTINGENCY - BAN - FUND #585	5,817,748	0	5,817,748	(7), (30)			
	Total Program Contingency / Management	12,340,297	4,802,847	7,537,450				
	TOTAL 2017 - 2022 CAPITAL PROGRAM	627,048,926	459,195,990	167,852,935				

- * Board Approved Early Out Funding: \$24.5M BAN2015 (\$22.5M Capital Building; \$2M Capital Maintenance). Authorized budgets loaded
- * Board Approved Early Out Funding: \$32.7M BAN2016 (\$29.2M Capital Building; \$3,437,217M Capital Maintenance; \$62,783 Program Contingency). Authorized budgets loaded
- ^ District 2 Stadium, \$6,100,000; Carolina Park ES, \$258,570; Moultrie MS, \$1,200,000, CE Williams MS, \$659,000 - non-OCST funding source

NOTES:

- (1) Board Approved Reallocation - 5/11/15 - Item #10.1D - Project # 5271 550,000
Board Approved Reallocation - 5/11/15 - Item #10.1D - Project # 5276 173,600
Board Approved Reallocation - 5/11/15 - Item #10.1D - Project # 9970 (723,600)
- (2) Board Approved Reallocation - 11/9/15 - Item #9.2A - Project # 5270 (217,678)
Board Approved Reallocation - 11/9/15 - Item #9.2A - Project # 5270 483,547
Board Approved Reallocation - 11/9/15 - Item #9.2A - Project # 5271 (317,852)
Board Approved Reallocation - 11/9/15 - Item #9.2A - Project # 5272 (2,700)
Board Approved Reallocation - 11/9/15 - Item #9.2A - Project # 5273 (98,601)
Board Approved Reallocation - 11/9/15 - Item #9.2A - Project # 5275 45,000
Board Approved Reallocation - 11/9/15 - Item #9.2A - Project # 5278 108,284
- (3) Board Approved Reallocation - 2/22/16 - Item #9.5 K - Project # 5274
- Reallocation of funds (\$163,120) within the project
Board Approved Reallocation - 2/22/16 - Item #9.5 K - Project # 5275
- Reallocation of funds (\$35,001) within the project
- (4) Board Approved Name change to Lucy Beckham HS - 2/22/16 - Item #9.4 M
- (5) Board Approved Name change to Carolina Park ES - 2/22/16 - Item #9.4 N
- (6) Board Approved Name change to Deer Park MS - 3/21/16 - Item #9.4 D
- (7) Board Approved Reallocation - 7/11/16 - Item #8.1 - Project # 5270 (35,713)
Board Approved Reallocation - 7/11/16 - Item #8.1 - Project # 5271 (300)
Board Approved Reallocation - 7/11/16 - Item #8.1 - Project # 5272 (755)
Board Approved Reallocation - 7/11/16 - Item #8.1 - Project # 5273 (1,200)
Board Approved Reallocation - 7/11/16 - Item #8.1 - Project # 5274 (2,161)
Board Approved Reallocation - 7/11/16 - Item #8.1 - Project # 5275 (5,116)
Board Approved Reallocation - 7/11/16 - Item #8.1 - Project # 5278 (7,484)
Board Approved Reallocation - 7/11/16 - Item #8.1 - Project # 9970 (1,993)
Board Approved Reallocation - 7/11/16 - Item #8.1 - Project # 5272 54,722
- (8) Board Approved Reallocation - 8/22/16 - Item #9.3 - Project # 5212 12,200,000
Board Approved Reallocation - 8/22/16 - Item #9.3 - Project # 5230 2,100,000
Board Approved Reallocation - 8/22/16 - Item #9.3 - Project # 5269 5,000,000
Board Approved Reallocation - 8/22/16 - Item #9.3 - Project # 5252 7,780,000
Board Approved Reallocation - 8/22/16 - Item #9.3 - Project # 5268 1,000,000
Excess Projected Revenues (28,080,000)
- (9) Board Approved Reallocation - 10/24/16 - Item #9.4A - Project # 5270 (167,473)
Board Approved Reallocation - 10/24/16 - Item #9.4A - Project # 5278 (144,637)
Board Approved Reallocation - 10/24/16 - Item #9.4A - Project # 5270 10,000
Board Approved Reallocation - 10/24/16 - Item #9.4A - Project # 5270 10,000
Board Approved Reallocation - 10/24/16 - Item #9.4A - Project # 5272 27,473
Board Approved Reallocation - 10/24/16 - Item #9.4A - Project # 5272 60,000
Board Approved Reallocation - 10/24/16 - Item #9.4A - Project # 5273 20,000
Board Approved Reallocation - 10/24/16 - Item #9.4A - Project # 5274 18,637
Board Approved Reallocation - 10/24/16 - Item #9.4A - Project # 5274 70,000
Board Approved Reallocation - 10/24/16 - Item #9.4A - Project # 5278 15,000
Board Approved Reallocation - 10/24/16 - Item #9.4A - Project # 5278 30,000
Board Approved Reallocation - 10/24/16 - Item #9.4A - Project # 5281 40,000
Board Approved Reallocation - 10/24/16 - Item #9.4A - Project # 5282 11,000
- (10) Board Approved Reallocation - 1/23/17 - Item # 9.1E - Project # 5270 (28,000)
Board Approved Reallocation - 1/23/17 - Item # 9.1E - Project # 5273 (23,624)
Board Approved Reallocation - 1/23/17 - Item # 9.1E - Project # 5273 (6,576)
Board Approved Reallocation - 1/23/17 - Item # 9.1E - Project # 5273 (7,310)
Board Approved Reallocation - 1/23/17 - Item # 9.1E - Project # 5273 (20,000)

Project #	Working Budget	Expenditures Inception August-20	Projected Expenses To Go as of August-20	Notes	% Construction Completed	Anticipated Completion (mm/yy)	% Expended
NOTES: (cont.)							
	Board Approved Reallocation - 1/23/17 - Item # 9.1E - Project # 5278	(3,300)					
	Board Approved Reallocation - 1/23/17 - Item # 9.1E - Project # 5278	(12,500)					
	Board Approved Reallocation - 1/23/17 - Item # 9.1E - Project # 5278	(53,000)					
	Board Approved Reallocation - 1/23/17 - Item # 9.1E - Project # 5279	(21,685)					
	Board Approved Reallocation - 1/23/17 - Item # 9.1E - Project # 5280	(7,055)					
	Board Approved Reallocation - 1/23/17 - Item # 9.1E - Project # 5281	(8,647)					
	Board Approved Reallocation - 1/23/17 - Item # 9.1E - Project # 5281	(325)					
	Board Approved Reallocation - 1/23/17 - Item # 9.1E - Project # 5270	147,423					
	Board Approved Reallocation - 1/23/17 - Item # 9.1E - Project # 5270	6,600					
	Board Approved Reallocation - 1/23/17 - Item # 9.1E - Project # 5271	5,500					
	Board Approved Reallocation - 1/23/17 - Item # 9.1E - Project # 5271	5,500					
	Board Approved Reallocation - 1/23/17 - Item # 9.1E - Project # 5274	25,000					
	Board Approved Reallocation - 1/23/17 - Item # 9.1E - Project # 5246	2,000					
(11)	Board Approved Reallocation - 2/27/17 - Item # 8.1C - Project # 5281	(324)					
	Board Approved Reallocation - 2/27/17 - Item # 8.1C - Project # 5281	(1,750)					
	Board Approved Reallocation - 2/27/17 - Item # 8.1C - Project # 5281	(11,960)					
	Board Approved Reallocation - 2/27/17 - Item # 8.1C - Project # 5272	14,034					
(12)	Board Approved Reallocation - 6/26/17 - Item # 10.1F - Project # 5270	(496,560)					
	Board Approved Reallocation - 6/26/17 - Item # 10.1F - Project # 5282	35,000					
	Board Approved Reallocation - 6/26/17 - Item # 10.1F - Project # 5282	140,000					
	Board Approved Reallocation - 6/26/17 - Item # 10.1F - Project # 5282	50,000					
	Board Approved Reallocation - 6/26/17 - Item # 10.1F - Project # 5282	40,000					
	Board Approved Reallocation - 6/26/17 - Item # 10.1F - Project # 5278	110,000					
	Board Approved Reallocation - 6/26/17 - Item # 10.1F - Project # 5275	19,560					
	Board Approved Reallocation - 6/26/17 - Item # 10.1F - Project # 5279	42,000					
	Board Approved Reallocation - 6/26/17 - Item # 10.1F - Project # 5279	60,000					
(13)	Board Approved Reallocation - 10/23/17 - Item # 9.3B - Project # 5270	(305,000)					
	Board Approved Reallocation - 10/23/17 - Item # 9.3B - Project # 5274	215,000					
	Board Approved Reallocation - 10/23/17 - Item # 9.3B - Project # 5281	90,000					
(14)	Board Approved Reallocation - 11/27/17 - Item # 11.3 - Project # 5270	(378,000)					
	Board Approved Reallocation - 11/27/17 - Item # 11.3 - Project # 5271	(71,000)					
	Board Approved Reallocation - 11/27/17 - Item # 11.3 - Project # 5272	(34,663)					
	Board Approved Reallocation - 11/27/17 - Item # 11.3 - Project # 5275	(200,000)					
	Board Approved Reallocation - 11/27/17 - Item # 11.3 - Project # 5278	(12,319)					
	Board Approved Reallocation - 11/27/17 - Item # 11.3 - Project # 5279	(5,000)					
	Board Approved Reallocation - 11/27/17 - Item # 11.3 - Project # 5281	(11,222)					
	Board Approved Reallocation - 11/27/17 - Item # 11.3 - Project # 5271	387,204					
	Board Approved Reallocation - 11/27/17 - Item # 11.3 - Project # 5273	204,000					
	Board Approved Reallocation - 11/27/17 - Item # 11.3 - Project # 5278	33,000					
	Board Approved Reallocation - 11/27/17 - Item # 11.3 - Project # 5281	88,000					
(15)	Board Approved Reallocation - 1/22/18 - Item # 11.1E - Project # 5271	(11,507)					
	Board Approved Reallocation - 1/22/18 - Item # 11.1E - Project # 5272	(40,000)					
	Board Approved Reallocation - 1/22/18 - Item # 11.1E - Project # 5272	(301)					
	Board Approved Reallocation - 1/22/18 - Item # 11.1E - Project # 5273	(8,007)					
	Board Approved Reallocation - 1/22/18 - Item # 11.1E - Project # 5274	(1,620)					
	Board Approved Reallocation - 1/22/18 - Item # 11.1E - Project # 5275	(20,134)					
	Board Approved Reallocation - 1/22/18 - Item # 11.1E - Project # 5275	(1,560)					
	Board Approved Reallocation - 1/22/18 - Item # 11.1E - Project # 5278	(14,275)					
	Board Approved Reallocation - 1/22/18 - Item # 11.1E - Project # 5279	(18,000)					
	Board Approved Reallocation - 1/22/18 - Item # 11.1E - Project # 5279	(7,000)					
	Board Approved Reallocation - 1/22/18 - Item # 11.1E - Project # 5281	(16,597)					
	Board Approved Reallocation - 1/22/18 - Item # 11.1E - Project # 5281	(17,000)					
	Board Approved Reallocation - 1/22/18 - Item # 11.1E - Project # 5281	(21,000)					
	Board Approved Reallocation - 1/22/18 - Item # 11.1E - Project # 5281	(50,000)					
	Board Approved Reallocation - 1/22/18 - Item # 11.1E - Project # 5282	(33,000)					
	Board Approved Reallocation - 1/22/18 - Item # 11.1E - Project # 5282	(6,512)					
	Board Approved Reallocation - 1/22/18 - Item # 11.1E - Project # 5282	(33,750)					
	Board Approved Reallocation - 1/22/18 - Item # 11.1E - Project # 5282	(44,869)					
	Board Approved Reallocation - 1/22/18 - Item # 11.1E - Project # 5270	345,132					
(16)	Board Approved Reallocation - 2/26/18 - Item # 8.1C - Project # 5216	2,300,000					
	Board Approved Reallocation - 2/26/18 - Item # 8.1C - Project # 5217	8,300,000					
	Excess Projected Revenues	(10,600,000)					
(17)	Board Approved Reallocation - 2/26/18 - Item # 8.1D - Project # 5246	(340,000)					
	Board Approved Reallocation - 2/26/18 - Item # 8.1D - Project # 5278	130,000					
	Board Approved Reallocation - 2/26/18 - Item # 8.1D - Project # 5270	210,000					
(18)	Board Approved Reallocation - 4/23/18 - Item # XI A2 - Project # 5209	(1,585,691)					
	Board Approved Reallocation - 4/23/18 - Item # XI A2 - Project # 5214	(333,836)					
	Board Approved Reallocation - 4/23/18 - Item # XI A2 - Project # 5215	(16,646)					
	Board Approved Reallocation - 4/23/18 - Item # XI A2 - Project # 5231	(529,314)					
	Board Approved Reallocation - 4/23/18 - Item # XI A2 - Project # 5207	2,465,487					

Project #	Working Budget	Expenditures Inception August-20	Projected Expenses To Go as of August-20	Notes	% Construction Completed	Anticipated Completion (mm/yy)	% Expended
NOTES: (cont.)							
(19) Board Approved Reallocation - 5/21/18 - Item # VI B1 - Project # 5271	(400)						
Board Approved Reallocation - 5/21/18 - Item # VI B1 - Project # 5271	(43,704)						
Board Approved Reallocation - 5/21/18 - Item # VI B1 - Project # 5271	(163,314)						
Board Approved Reallocation - 5/21/18 - Item # VI B1 - Project # 5271	(379)						
Board Approved Reallocation - 5/21/18 - Item # VI B1 - Project # 5271	(176,909)						
Board Approved Reallocation - 5/21/18 - Item # VI B1 - Project # 5272	(20,000)						
Board Approved Reallocation - 5/21/18 - Item # VI B1 - Project # 5272	(233)						
Board Approved Reallocation - 5/21/18 - Item # VI B1 - Project # 5275	(25)						
Board Approved Reallocation - 5/21/18 - Item # VI B1 - Project # 5279	(6,045)						
Board Approved Reallocation - 5/21/18 - Item # VI B1 - Project # 5282	(3,122)						
Board Approved Reallocation - 5/21/18 - Item # VI B1 - Project # 5282	(14,742)						
Board Approved Reallocation - 5/21/18 - Item # VI B1 - Project # 5270	200,924						
Board Approved Reallocation - 5/21/18 - Item # VI B1 - Project # 5273	227,948						
(20) Board Approved Reallocation - 6/11/18 - Item # VI A - Project # 5230	4,930,808						
Excess Projected Revenues	(4,930,808)						
(21) Board Approved Reallocation - 7/16/18 - Item # VI A1 - Project # 5270	(27,000)						
Board Approved Reallocation - 7/16/18 - Item # VI A1 - Project # 5270	(130,000)						
Board Approved Reallocation - 7/16/18 - Item # VI A1 - Project # 5270	(318,234)						
Board Approved Reallocation - 7/16/18 - Item # VI A1 - Project # 5271	(45,000)						
Board Approved Reallocation - 7/16/18 - Item # VI A1 - Project # 5273	(26,411)						
Board Approved Reallocation - 7/16/18 - Item # VI A1 - Project # 5273	(5,847)						
Board Approved Reallocation - 7/16/18 - Item # VI A1 - Project # 5275	(10,266)						
Board Approved Reallocation - 7/16/18 - Item # VI A1 - Project # 5279	(500)						
Board Approved Reallocation - 7/16/18 - Item # VI A1 - Project # 5279	(7,182)						
Board Approved Reallocation - 7/16/18 - Item # VI A1 - Project # 5279	(5,000)						
Board Approved Reallocation - 7/16/18 - Item # VI A1 - Project # 5279	(10,000)						
Board Approved Reallocation - 7/16/18 - Item # VI A1 - Project # 5278	27,500						
Board Approved Reallocation - 7/16/18 - Item # VI A1 - Project # 5278	247,940						
Board Approved Reallocation - 7/16/18 - Item # VI A1 - Project # 5282	250,000						
Board Approved Reallocation - 7/16/18 - Item # VI A1 - Project # 5272	60,000						
(22) Board Approved Reallocation - 7/16/18 - Item # VI A2 - Project # 5212	9,712,578						
Board Approved Reallocation - 7/16/18 - Item # VI A2 - Project # 5208	9,100,000						
Board Approved Reallocation - 7/16/18 - Item # VI A2 - Project # 5213	9,000,000						
Board Approved Reallocation - 7/16/18 - Item # VI A2 - Project # 5252	1,104,521						
Excess Projected Revenues	(28,917,099)						
(23) Board Approved Reallocation - 8/27/18 - Item # 8B - Project # 5271	(20,000)						
Board Approved Reallocation - 8/27/18 - Item # 8B - Project # 5271	(40,000)						
Board Approved Reallocation - 8/27/18 - Item # 8B - Project # 5271	(26,371)						
Board Approved Reallocation - 8/27/18 - Item # 8B - Project # 5271	(95,132)						
Board Approved Reallocation - 8/27/18 - Item # 8B - Project # 5271	(17,856)						
Board Approved Reallocation - 8/27/18 - Item # 8B - Project # 5272	(15,779)						
Board Approved Reallocation - 8/27/18 - Item # 8B - Project # 5278	(11,500)						
Board Approved Reallocation - 8/27/18 - Item # 8B - Project # 5278	(3)						
Board Approved Reallocation - 8/27/18 - Item # 8B - Project # 5278	(22,714)						
Board Approved Reallocation - 8/27/18 - Item # 8B - Project # 5278	(1,150)						
Board Approved Reallocation - 8/27/18 - Item # 8B - Project # 5278	(1,684)						
Board Approved Reallocation - 8/27/18 - Item # 8B - Project # 5278	(3,722)						
Board Approved Reallocation - 8/27/18 - Item # 8B - Project # 5278	(2,287)						
Board Approved Reallocation - 8/27/18 - Item # 8B - Project # 5278	(1,215)						
Board Approved Reallocation - 8/27/18 - Item # 8B - Project # 5278	(1,150)						
Board Approved Reallocation - 8/27/18 - Item # 8B - Project # 5279	(70,000)						
Board Approved Reallocation - 8/27/18 - Item # 8B - Project # 5246	(11,883)						
Board Approved Reallocation - 8/27/18 - Item # 8B - Project # 5270	342,447						
(24) Board Approved Reallocation - 8/27/18 - Item # 8C - Project # 5271	(150,000)						
Board Approved Reallocation - 8/27/18 - Item # 8C - Project # 5274	150,000						
(25) Board Approved Reallocation - 9/24/18 - Item # 7A - Project # 5252	1,200,000						
Revenue - Sales of Old Laing MS	(993,507)						
Revenue - Town of Mt Pleasant (Coleman Blvd)	(206,493)						
(26) Board Approved Reallocation - 10/22/18 - Item # 9B - Project # 5278	(11,136)						
Board Approved Reallocation - 10/22/18 - Item # 9B - Project # 5273	(103)						
Board Approved Reallocation - 10/22/18 - Item # 9B - Project # 5270	(78,646)						
Board Approved Reallocation - 10/22/18 - Item # 9B - Project # 5271	(2,146)						
Board Approved Reallocation - 10/22/18 - Item # 9B - Project # 5271	(9,740)						
Board Approved Reallocation - 10/22/18 - Item # 9B - Project # 5271	(1,782)						
Board Approved Reallocation - 10/22/18 - Item # 9B - Project # 5278	(21,000)						
Board Approved Reallocation - 10/22/18 - Item # 9B - Project # 5274	103,553						
Board Approved Reallocation - 10/22/18 - Item # 9B - Project # 5281	21,000						
(27) Board Approved Reallocation - 11/26/18 - Item # 10B - Project # 5274	(66,442)						
Board Approved Reallocation - 11/26/18 - Item # 10B - Project # 5271	(160,977)						
Board Approved Reallocation - 11/26/18 - Item # 10B - Project # 5278	(9,478)						

Project #	Working Budget	Expenditures Inception August-20	Projected Expenses To Go as of August-20	Notes	% Construction Completed	Anticipated Completion (mm/yy)	% Expended
NOTES: (cont.)							
	Board Approved Reallocation - 11/26/18 - Item # 10B - Project # 5278	(32,934)					
	Board Approved Reallocation - 11/26/18 - Item # 10B - Project # 5278	(8,318)					
	Board Approved Reallocation - 11/26/18 - Item # 10B - Project # 5278	(25,958)					
	Board Approved Reallocation - 11/26/18 - Item # 10B - Project # 5278	(84,781)					
	Board Approved Reallocation - 11/26/18 - Item # 10B - Project # 5279	(8,278)					
	Board Approved Reallocation - 11/26/18 - Item # 10B - Project # 5279	(5,781)					
	Board Approved Reallocation - 11/26/18 - Item # 10B - Project # 5270	190,000					
	Board Approved Reallocation - 11/26/18 - Item # 10B - Project # 5270	167,210					
	Board Approved Reallocation - 11/26/18 - Item # 10B - Project # 5270	716					
	Board Approved Reallocation - 11/26/18 - Item # 10B - Project # 5272	26,421					
	Board Approved Reallocation - 11/26/18 - Item # 10B - Project # 5275	6,200					
	Board Approved Reallocation - 11/26/18 - Item # 10B - Project # 5275	6,200					
	Board Approved Reallocation - 11/26/18 - Item # 10B - Project # 5275	6,200					
(28)	Board Approved Reallocation - 2/25/19 - Item # 12D - Project # 5252	3,100,000					
	Board Approved Reallocation - 2/25/19 - Item # 12D - Project # 5268	3,100,000					
	Excess Projected Revenues	(6,200,000)					
(29)	Board Approved Reallocation - 5/28/19 - Item # 12D - Project # 5289	1,432,000					
	Board Approved Reallocation - 5/28/19 - Item # 12D - Project # 5292	(1,432,000)					
(30)	Board Approved Reallocation - 5/28/19 - Item # 12E - Project # 5278	(319)					
	Board Approved Reallocation - 5/28/19 - Item # 12E - Project # 5279	(4,920)					
	Board Approved Reallocation - 5/28/19 - Item # 12E - Project # 5280	(24,287)					
	Board Approved Reallocation - 5/28/19 - Item # 12E - Project # 5281	(309)					
	Board Approved Reallocation - 5/28/19 - Item # 12E - Project # 5282	(12,290)					
	Board Approved Reallocation - 5/28/19 - Item # 12E - Project # 5281	(10,220)					
	Board Approved Reallocation - 5/28/19 - Item # 12E - Project # 5271	(15,000)					
	Board Approved Reallocation - 5/28/19 - Item # 12E - Project # 5271	(6,000)					
	Board Approved Reallocation - 5/28/19 - Item # 12E - Project # 5282	(65,934)					
	Board Approved Reallocation - 5/28/19 - Item # 12E - Project # 5282	(50)					
	Board Approved Reallocation - 5/28/19 - Item # 12E - Project # 5282	(40)					
	Board Approved Reallocation - 5/28/19 - Item # 12E - Project # 5282	(40)					
	Board Approved Reallocation - 5/28/19 - Item # 12E - Project # 5282	(50)					
	Board Approved Reallocation - 5/28/19 - Item # 12E - Project # 5282	(16,073)					
	Board Approved Reallocation - 5/28/19 - Item # 12E - Project # 5274	(27,479)					
	Board Approved Reallocation - 5/28/19 - Item # 12E - Project # 5270	(5,623)					
	Board Approved Reallocation - 5/28/19 - Item # 12E - Project # 5270	(101,729)					
	Board Approved Reallocation - 5/28/19 - Item # 12E - Project # 5271	156,536					
	Board Approved Reallocation - 5/28/19 - Item # 12E - Project # 5270	26,431					
	Board Approved Reallocation - 5/28/19 - Item # 12E - Project # 5270	50,000					
	Board Approved Reallocation - 5/28/19 - Item # 12E - Project # 5272	57,352					
	Board Approved Reallocation - 5/28/19 - Item # 12E - Project # 5273	(1)					
	Board Approved Reallocation - 5/28/19 - Item # 12E - Project # 5274	(15)					
	Board Approved Reallocation - 5/28/19 - Item # 12E - Project # 5274	(10)					
	Board Approved Reallocation - 5/28/19 - Item # 12E - Project # 9970	69					
(31)	Board Approved Name change to James Simons Montessori School - 9/23/19 - Item #11A						
(32)	Board Approved Name change to Murray-LaSaine Montessori School - 9/23/19 - Item #11B						
(33)	Board Approved Name change to Cooper River Institute of Technology - 11/18/19 - Item #7D						
(34)	Board Approved Reallocation - 11/28/19 - Item # 8A - Project # 5270	(170,000)					
	Board Approved Reallocation - 11/28/19 - Item # 8A - Project # 5270	(74,612)					
	Board Approved Reallocation - 11/28/19 - Item # 8A - Project # 5270	(15,000)					
	Board Approved Reallocation - 11/28/19 - Item # 8A - Project # 5270	(18,288)					
	Board Approved Reallocation - 11/28/19 - Item # 8A - Project # 5270	(86,415)					
	Board Approved Reallocation - 11/28/19 - Item # 8A - Project # 5270	(41,396)					
	Board Approved Reallocation - 11/28/19 - Item # 8A - Project # 5270	(107)					
	Board Approved Reallocation - 11/28/19 - Item # 8A - Project # 5270	(12,931)					
	Board Approved Reallocation - 11/28/19 - Item # 8A - Project # 5270	(10,053)					
	Board Approved Reallocation - 11/28/19 - Item # 8A - Project # 5270	(12,265)					
	Board Approved Reallocation - 11/28/19 - Item # 8A - Project # 5275	(56,514)					
	Board Approved Reallocation - 11/28/19 - Item # 8A - Project # 5275	(56,364)					
	Board Approved Reallocation - 11/28/19 - Item # 8A - Project # 5272	(25,227)					
	Board Approved Reallocation - 11/28/19 - Item # 8A - Project # 5272	(329)					
	Board Approved Reallocation - 11/28/19 - Item # 8A - Project # 5272	(938)					
	Board Approved Reallocation - 11/28/19 - Item # 8A - Project # 5272	(70)					
	Board Approved Reallocation - 11/28/19 - Item # 8A - Project # 5278	(1,176)					
	Board Approved Reallocation - 11/28/19 - Item # 8A - Project # 5278	(1,220)					
	Board Approved Reallocation - 11/28/19 - Item # 8A - Project # 5274	(32,513)					
	Board Approved Reallocation - 11/28/19 - Item # 8A - Project # 5274	(5,392)					
	Board Approved Reallocation - 11/28/19 - Item # 8A - Project # 5274	(342)					
	Board Approved Reallocation - 11/28/19 - Item # 8A - Project # 5271	(123,848)					
	Board Approved Reallocation - 11/28/19 - Item # 8A - Project # 5271	(112,327)					
	Board Approved Reallocation - 11/28/19 - Item # 8A - Project # 5271	(42,264)					
	Board Approved Reallocation - 11/28/19 - Item # 8A - Project # 5282	(149)					
	Board Approved Reallocation - 11/28/19 - Item # 8A - Project # 5282	(3,582)					

Project #	Working Budget	Expenditures Inception August-20	Projected Expenses To Go as of August-20	Notes	% Construction Completed	Anticipated Completion (mm/yy)	% Expended
NOTES: (cont.)							
	Board Approved Reallocation - 11/28/19 - Item # 8A - Project # 5282	(51,838)					
	Board Approved Reallocation - 11/28/19 - Item # 8A - Project # 5279	(1,428)					
	Board Approved Reallocation - 11/28/19 - Item # 8A - Project # 5279	(3,700)					
	Board Approved Reallocation - 11/28/19 - Item # 8A - Project # 5279	(500)					
	Board Approved Reallocation - 11/28/19 - Item # 8A - Project # 5279	(10,000)					
	Board Approved Reallocation - 11/28/19 - Item # 8A - Project # 5279	(52,739)					
	Board Approved Reallocation - 11/28/19 - Item # 8A - Project # 5270	260,000					
	Board Approved Reallocation - 11/28/19 - Item # 8A - Project # 5270	42,900					
	Board Approved Reallocation - 11/28/19 - Item # 8A - Project # 5270	90,000					
	Board Approved Reallocation - 11/28/19 - Item # 8A - Project # 5270	56,364					
	Board Approved Reallocation - 11/28/19 - Item # 8A - Project # 5275	369,786					
	Board Approved Reallocation - 11/28/19 - Item # 8A - Project # 5272	10,000					
	Board Approved Reallocation - 11/28/19 - Item # 8A - Project # 5272	15,000					
	Board Approved Reallocation - 11/28/19 - Item # 8A - Project # 5271	2,500					
	Board Approved Reallocation - 11/28/19 - Item # 8A - Project # 5282	133,500					
	Board Approved Reallocation - 11/28/19 - Item # 8A - Project # 5279	20,000					
	Board Approved Reallocation - 11/28/19 - Item # 8A - Project # 5279	529					
	Board Approved Reallocation - 11/28/19 - Item # 8A - Project # 5279	1,447					
	Board Approved Reallocation - 11/28/19 - Item # 8A - Project # 5274	24,801					
(35) Board Approved Name change to Malcolm C. Hursey Montessori School - 10/28/19 - Item #12F							
	Board Approved Reallocation - 12/16/19 - Item # 10F - Project # 5269	3,200,000					
	Board Approved Reallocation - 12/16/19 - Item # 10F - Project # 5232	3,600,000					
	Board Approved Reallocation - 12/16/19 - Item # 10F - Project # 5270	1,783,619					
	Board Approved Reallocation - 12/16/19 - Item # 10F - Project # 5270	2,000,000					
	Board Approved Reallocation - 12/16/19 - Item # 10F - Project # 5270	4,216,381					
	Excess Projected Revenues	(14,800,000)					
(37) Board Approved Reallocation - 3/23/20 - Item # 6B - Project # 5271							
	Board Approved Reallocation - 3/23/20 - Item # 6B - Project # 5271	(1,250)					
	Board Approved Reallocation - 3/23/20 - Item # 6B - Project # 5271	(1,250)					
	Board Approved Reallocation - 3/23/20 - Item # 6B - Project # 5271	(1,875)					
	Board Approved Reallocation - 3/23/20 - Item # 6B - Project # 5271	(6,650)					
	Board Approved Reallocation - 3/23/20 - Item # 6B - Project # 5274	(9,221)					
	Board Approved Reallocation - 3/23/20 - Item # 6B - Project # 5278	(3,625)					
	Board Approved Reallocation - 3/23/20 - Item # 6B - Project # 5282	(1,358)					
	Board Approved Reallocation - 3/23/20 - Item # 6B - Project # 5270	(19,134)					
	Board Approved Reallocation - 3/23/20 - Item # 6B - Project # 5270	(9,923)					
	Board Approved Reallocation - 3/23/20 - Item # 6B - Project # 5279	(1,785)					
	Board Approved Reallocation - 3/23/20 - Item # 6B - Project # 5279	(150)					
	Board Approved Reallocation - 3/23/20 - Item # 6B - Project # 5279	(1,814)					
	Board Approved Reallocation - 3/23/20 - Item # 6B - Project # 5279	(1,590)					
	Board Approved Reallocation - 3/23/20 - Item # 6B - Project # 5272	(2,140)					
	Board Approved Reallocation - 3/23/20 - Item # 6B - Project # 5270	51,765					
	Board Approved Reallocation - 3/23/20 - Item # 6B - Project # 5270	10,000					
(38) Board Approved Reallocation - 4/27/20 - Item # 8D - Project # 5209							
	Board Approved Reallocation - 4/27/20 - Item # 8D - Project # 5207	(500,000)					
	Board Approved Reallocation - 4/27/20 - Item # 8D - Project # 5207	(1,700,000)					
	Board Approved Reallocation - 4/27/20 - Item # 8D - Project # 5213	(961,967)					
	Board Approved Reallocation - 4/27/20 - Item # 8D - Project # 5237	(2,000,000)					
	Board Approved Reallocation - 4/27/20 - Item # 8D - Project # 5212	4,754,967					
	Board Approved Reallocation - 4/27/20 - Item # 8D - Project # 5268	407,000					
(39) Board Approved Reallocation - 6/22/20 - Item # 7C - Project # 5270							
	Board Approved Reallocation - 6/22/20 - Item # 7C - Project # 5271	(675,000)					
	Board Approved Reallocation - 6/22/20 - Item # 7C - Project # 5271	675,000					



pfm

Phase IV (2017-2022) Capital Program

Citizens Oversight Steering Committee II

October 22, 2020

PFM Financial Advisors
LLC

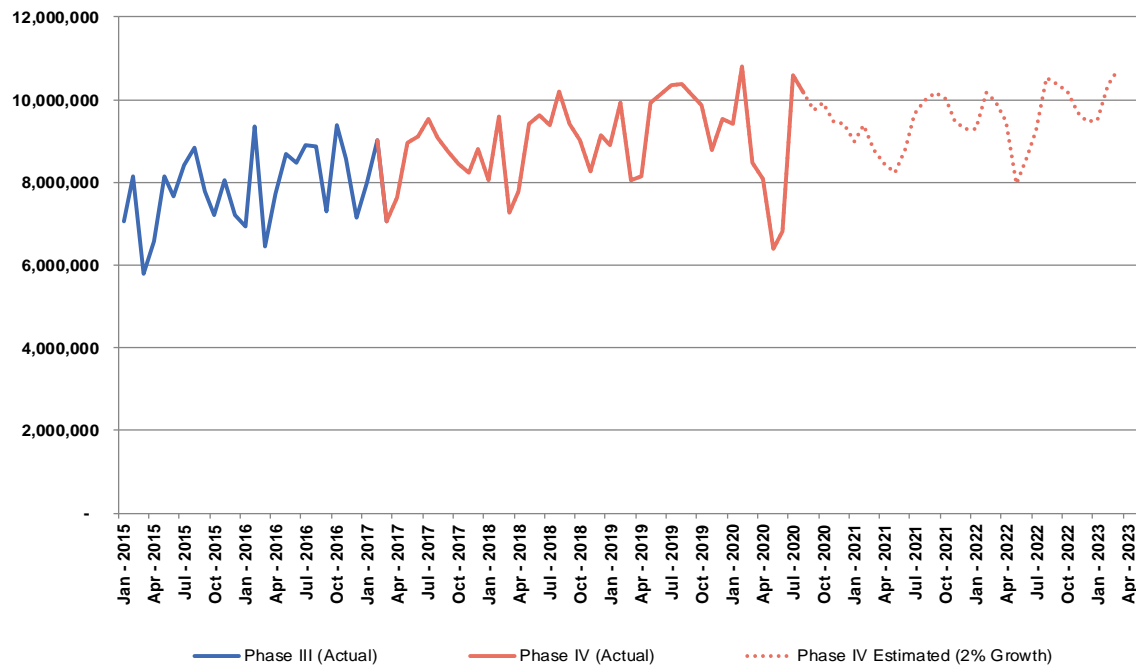
300 S. Orange Ave.
Suite 1170
Orlando, FL 32801

407.648.2208
pfm.com



Sales Tax Revenue Scenario

- ◆ In order to assess the potential impact of COVID-19 on the Sales Tax program, PFM developed a scenario based on:
 - Current collections
 - Continuation of the decline in revenue through the rest of 2020 and 2021 and a slow recovery to pre-crisis levels by the summer of 2022





Recent Sales Tax Collections

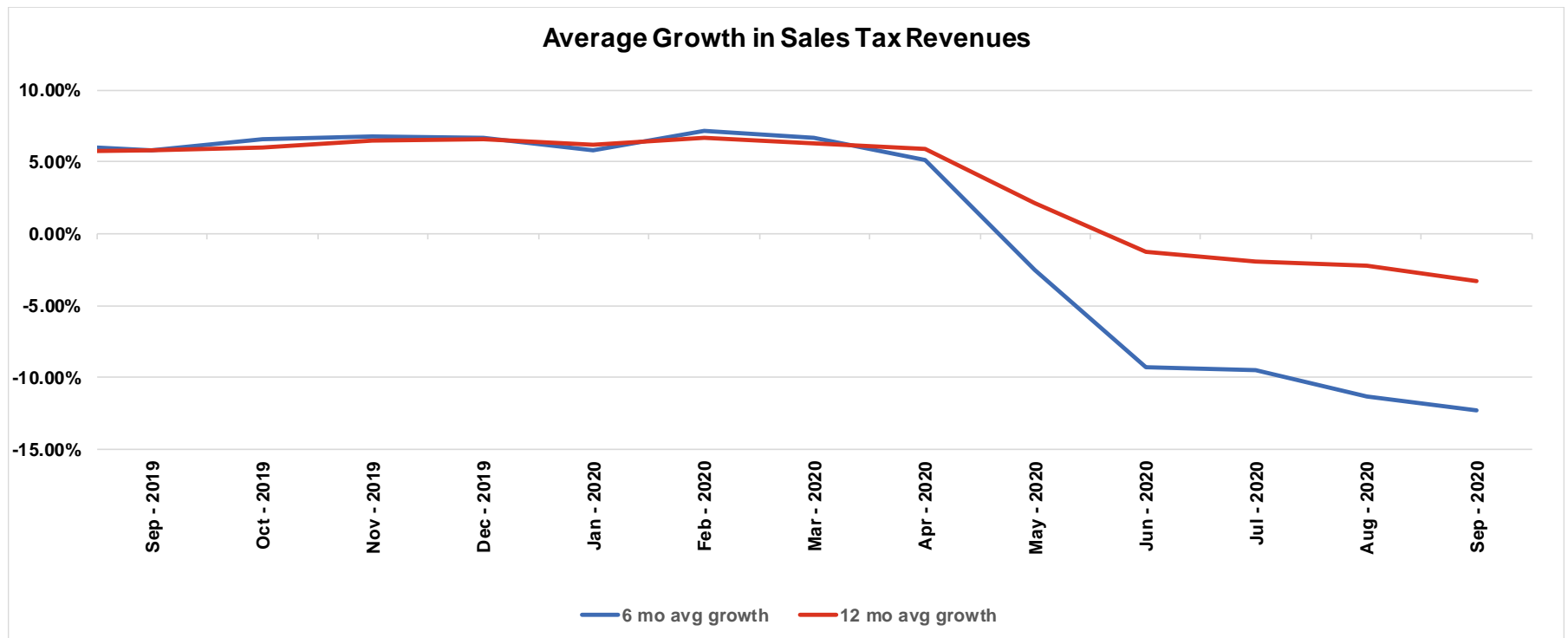
- ◆ The chart below shows the sales tax collections in 2020. Revenues fell drastically from April through June with a rebound in collection beginning in July





Change in Sales Tax Revenues

- ◆ The Sales tax revenue collection has been negatively impacted by the COVID-19 Pandemic. The chart below shows the recent decline in collections over the course of six months and a year

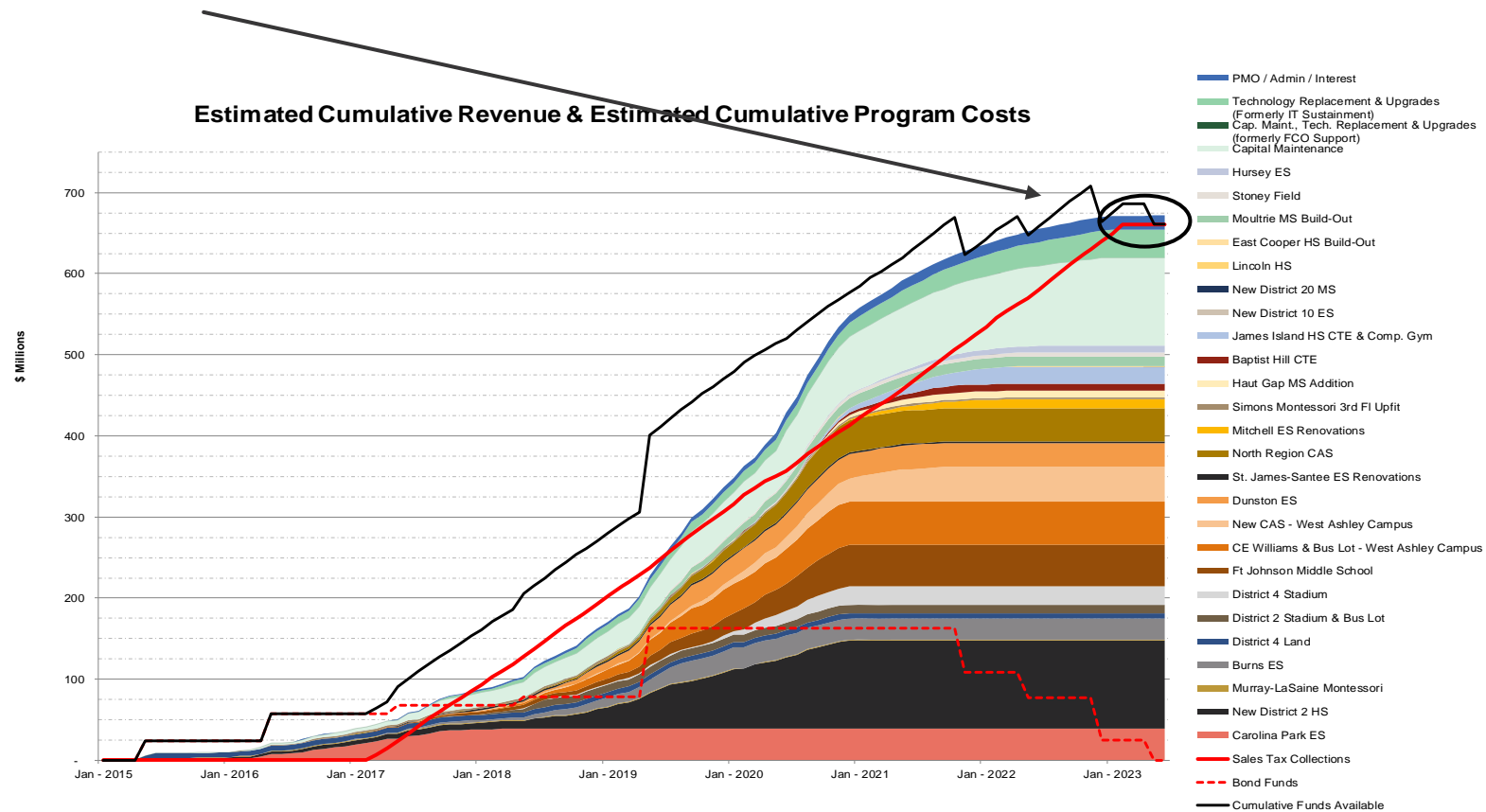




Projected Program Expenses

Below is a cumulative total of actual/estimated program costs based on current cost curves

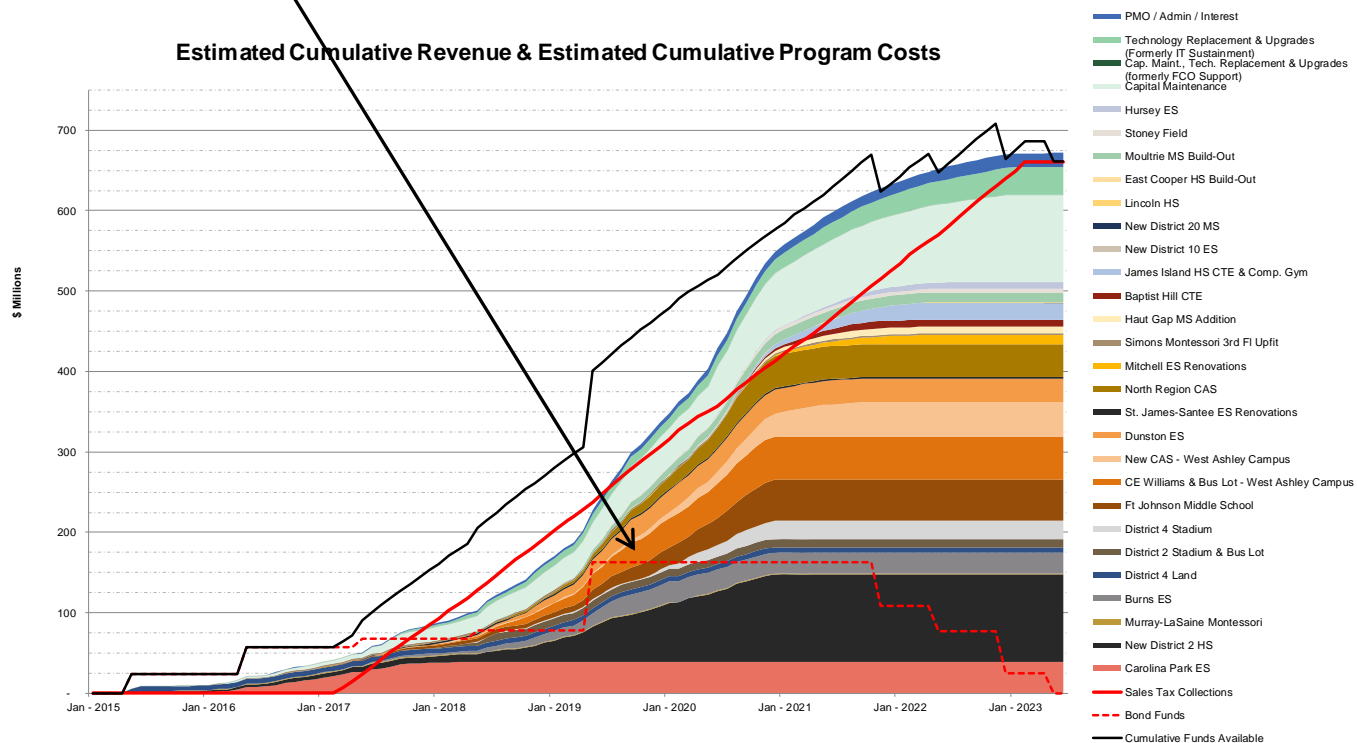
- Potential shortfall – will be refined as more data becomes available





Interim Financing Needs

- ◆ The funding model, based on initial accelerated cash flows, anticipates significant interim financing needs
 - The issuance of \$163.3 million in 8% General Obligation (GO) Bond Anticipation Notes (BANs) for interim funding of projects is shown below
 - To date, the District has issued BANs to fund \$163.3 million of Phase IV projects
- ◆ Construction timing will need to be refined to balance interim financing needs and sales tax receipts





Sources & Uses

- ◆ The Sources and Uses of funds for the entire Phase IV program is based on the latest available actual revenues and expenses along with current future cost curve estimates

Total Sources	
Sales Tax Revenues ¹	661,060,980
Interest Earnings on BAN Proceeds ²	998,563
Interest Earnings on Sales Tax Ending Balance ³	6,104,966
Total Revenues	668,164,510
Total Uses	
Major Capital Project Costs ⁴	510,727,907
Capital Maintenance ⁵	108,926,070
Technology Replacement & Upgrades (formerly IT Sustainment) ⁵	34,009,564
Capital Maintenance, Technology Replacement & Upgrades (formerly FCO Support of \$12MM)	-
PMO / Admin Costs ⁵	9,586,093
Interest Expense on Interim Financing ⁶	8,421,094
Total Expenses	671,670,727
Excess (Deficit) Projected Revenues ⁷	(3,506,217)

Notes:

¹ Actual Revenues based on July 2020 Collection with a Revenue Growth rate of 2.0% thereafter

² Actual interest earnings on BAN proceeds

³ Interest Earnings on estimated fund balance at 0.25%

⁴ Current Projections - August 2020 Cost Curves plus adjustment to budget

⁵ Actual costs through June 2020, original projections thereafter

⁶ Actual interest rate expense through May 2021 and interest rate assumption of 2.00% thereafter. Interest expense is directly affected by changes to the estimated size and timing of interim finance needs, as updates are made in the model

Thank You



pfm

2017-2022 Phase IV Capital Program Citizens Oversight Steering Committee II

October 22, 2020

Status

D3 Bus Lot: (Phase III Program) CCSD looking at new options at JICHS site and new location on James Island.

West Ashley Area CAS:

Phase 1 Early Site Work is complete.

Phase II Building: The overall project is 70% complete. The building structure and roofing have been completed. Crews continue with grading and finalizing exterior site work surrounding the building. The first floor overhead MEP installation is 95% completed. Second and third floor overhead MEP installation are 50% completed. All interior walls have been installed and are in the process of final finishes. Project on schedule for occupancy August 2021.

Stoney Field Improvements:

Project scope is divided into two (2) phases. Phase I consisted of selective demolition and surcharging the athletic field. Surcharge removal is complete. Final grades and hydroseed stabilization are complete. Phase II consists of installation of new synthetic turf, refurbish the scoreboard and provide a 20' asphalt walking path around field. The City of Charleston requested to change the walking path to a 20' 400m equal quadrate asphalt "track". Phase II design, permitting and approval was delayed due to review and implementation of City's request. Project has now been bid. Gulfstream Construction was awarded Phase II and construction has begun with submittals and Stormwater stabilization ongoing. Turf Field and new track is anticipated to be completed by late August 2021 depending upon the additional surcharge settlement rate, estimated to take six (6) months.

Mitchell ES:

Project construction started Monday August 17th. The construction team spent August and most of September on the demolition scope of work prior to the initial subcontractors mobilizing mid-September. MEP contractors have mobilized and started installation of conduit pathways, plumbing lines and HVAC ductwork. Following the plumbing rough-in of the three (3) group restrooms towards the end of September, the framer mobilized for installation of new walls in these areas as well as to start installation of ceiling grid in certain areas. As contractors continue working through the building from the 3rd floor down the remaining project materials needed for the new roof systems and steel are being fabricated for a scheduled installation later this year. Construction of the new secured vestibule and elevator is currently in the submittal review stage with construction also slated to start in the coming weeks. Project is on schedule for students to return Fall 2021.

James Island Charter HS:

Design adjustments were incorporated during and following Design Development stage and 95% CD design is completed. Competition Gym portion of scope has been postponed due to funding. CTE portion has been awarded to M.B. Kahn. Portable relocations are ongoing in preparation for CTE construction.

Baptist Hill CTE:

Baptist Hill CTE Addition is a multi-phased project. Phase 1 consists of renovations within the existing high school building to support programs that will be displaced during the construction of the new CTE building. Phase 2 is the construction of the new CTE building. The Phase I Dance, Gateway and temporary PLTW classrooms are complete. A Certificate of Occupancy from the Office of School Facilities has been received for the new Barbering Classroom. The license application has been submitted to the South Carolina Board of Barber Examiners and approval is expected by early November. The project is on schedule to be complete and ready for occupancy by August 2021.

Haut Gap MS:

The scope of the project includes building an addition for a new band, chorus and orchestra music rooms and four new general-purpose classrooms to replace the existing portable classrooms. The project will also include renovating the existing band and orchestra classrooms into general purpose classrooms, resource classrooms and offices. Pricing is complete and has been submitted to the district for approval. The project has received approval from the Design Review Board and is waiting for final approval from the Technical Review Committee in order to receive the Land Disturbance Permit.

The project is on schedule to start construction in the fall of 2020 and ready occupancy of the new addition in December 2021.

Advance Design for Replacement for Lincoln High/Middle School:

Design contract awarded to LS3P Architects. Awaiting programing team to be established. Site selection due diligence work complete. Awaiting jurisdictional approvals.

Hursey Addition:

On Hold

New Carolina Bay ES:

On Hold.

District 20 MS:

On Hold

COMPLETED PROJECTS

Dunston ES:

C E Williams MS:

Camp Road MS:

Lucy Beckham HS:

Moultrie Middle School (Additions & Exploratory) Expansion:

North Charleston CAS:

D4 Regional Stadium:

D2 Regional Stadium:

New Carolina Park ES:

St. James-Santee:

Simons 3rd Floor Up fit:

Murray LaSaine:

District 4 Land (Deer Park):

Meeting Street Academy @ Burns:

District 4 Land (Deer Park):

**2017-2022 Capital Maintenance Sales Tax Year 4
2020-2021 CCSD Maintenance 8%, FCO, Critical Mission,
Head Start, CTE, and Cares Act Funding**

Citizens Oversight Steering Committee

October 22, 2020

Status

2017-2022 Capital Maintenance Sales Tax Year 1

Program consisted of Roof Repairs/Replacement, HVAC Repairs/Replacement, Painting, Flooring, Elevators, Doors & Hardware, and Fire Protection Projects. Overall Program Budget was \$19,374,982.41. **Projects are 100% Complete.**

2017-2022 Capital Maintenance Sales Tax Year 2

Program consisted of Roof Repairs/Replacement, HVAC Repairs/Replacement, Painting, Flooring, Elevators, Doors & Hardware, and Fire Protection Projects. Overall Program Budget was \$13,894,183.35. **Projects are 99% Complete.**

2017-2022 Capital Maintenance Sales Tax Year 3

Program consisted of Roof Repairs/Replacement, HVAC Repairs/Replacement, Painting, Flooring, Elevators, Doors & Hardware, and Fire Protection Projects. Overall Program Budget was \$14,059,135.58. **Projects are 99% Complete.**

2017-2022 Capital Maintenance Sales Tax Year 4

Program consisted of Roof Repairs/Replacement and HVAC Repairs/Replacement Projects. Overall Program Budget was \$23,644,527.59. Ongoing projects listed below.

Belle Hall Elementary School – Roof Replacement:

Project started for Final Phase on February 12, 2020 with a program budget of \$3,000,000.00. Project scope of work includes roof replacement of the low slope aggregate surfaced built-up roof systems down to the existing roof deck at the facility. Work is scheduled to be completed by December 31, 2020. **Project is 82% complete.**

Belle Hall Elementary School – HVAC Replacement:

Project started for Final Phase on February 12, 2020 with a program budget of \$3,770,000.00. Project scope of work includes providing and installing new roof mounted HVAC units and exhaust fans. Work is scheduled to be completed by August

10, 2020. **(Substantially Complete, closeout in progress.) Project is 99% complete.**

St. Johns High School – Roof Replacement:

Project started on March 12, 2020 with a program budget of \$1,916,200.00. Project scope of work includes Replacing Roofs on Buildings 10 and 11, Buildings 13 and 15 along with the cafeteria were originally scheduled for next summer but will be completed this year. Work is scheduled to be completed by December 31, 2020. **Project is 85% complete.**

St. Johns High School – HVAC Replacement:

Project started on March 12, 2020 with a program budget of \$5,848,609.00. Project scope of work includes Replacing HVAC Units in Buildings 10 and 11, Buildings 13 and 15 along with the cafeteria were originally scheduled for next summer but will be completed this year. Work is scheduled to be completed by December 31, 2020. **Project is 90% complete.**

Baptist Hill High School – HVAC Replacement:

Project started on March 17, 2020 with a program budget of \$3,554,188.41. Project scope of work includes Replacing HVAC Units. Work is scheduled to be completed around July 31, 2020. **(Substantially Complete, closeout in progress.) Project is 98% complete.**

Burke HS School - HVAC Replacement:

Project started on March 19, 2020 with a program budget of \$2,496,671.53. Project scope of work includes Replace all RTU's on main building. Work is scheduled to be completed around July 31, 2020. **(Substantially Complete, closeout in progress.) Project is 99% complete.**

North Charleston High School – HVAC Replacement:

Project started on March 25, 2020 with a program budget of \$2,728,857.70. Project scope of work includes Replacing HVAC Units. Work is scheduled to be completed around December 31, 2020. **(Substantially Complete, closeout in progress.) Project is 99% complete.**

Charles Pinckney Elementary School – HVAC Replacement:

Project approval was given on August 11, 2020 with a program budget of \$330,000.00. Project scope of work includes replacing existing units with (4) new Daikin RCS040C air cooled condensing units. Work is scheduled to start June 12, 2017 and be completed by December 31, 2020. **Nothing has been billed on this project (waiting on equipment to arrive).**

Capital Maintenance Other Funding

CCSD Maintenance Program for 8% FY19 Funds

Program consisted of Roof Repairs/Replacement, HVAC Repairs/Replacement, Painting, Flooring, Elevators, Doors & Hardware, and Fire Protection Projects. Overall Program Budget was \$10,088,902.10. **Projects are 100% Complete.**

CCSD Maintenance Program for 8% FY20 Funds

Program consisted of Roof Repairs/Replacement, HVAC Repairs/Replacement, Painting, Flooring, Elevators, Doors & Hardware, and Fire Protection Projects. Overall Program Budget was \$10,116,092.37. **Projects are 100% Complete.**

CCSD Maintenance Program for 8% FY21 Funds

Program consisted of Roof Repairs/Replacement, HVAC Repairs/Replacement, Painting, Flooring, Elevators, Doors & Hardware, and Fire Protection Projects. Overall Program Budget was \$10,000,000.00. **Projects are 95% Complete.**

CCSD Maintenance Program for FCO FY18 Funds

Program consisted of Security Vestibules, Portables Relocations & Repairs, Fire Hydrants, Asbestos Assessments, Plumbing Modifications, Sewer Upgrades, etc. Program Budget was \$4,486,000.00. **Projects are 100% Complete.**

CCSD Maintenance Program for FCO FY19 Funds

Program consisted of Security Vestibules, Portables Relocations & Repairs, Fire Hydrants, Asbestos Assessments, Plumbing Modifications, Sewer Upgrades, etc. Program Budget was \$6,413,910.72. **Projects are 100% Complete.**

CCSD Maintenance Program for FCO FY20 Funds

Program consisted of Security Vestibules, Portables Relocations & Repairs, Fire Hydrants, Boiler Replacement, Plumbing Modifications, Sewer Upgrades, Ramps, etc. Program Budget was \$5,071,871.53. **Projects are 100% Complete.**

CCSD Maintenance Program for FCO FY21 Funds

Program consisted of Security Vestibules, Portables Relocations & Repairs, Fire Hydrants, Boiler Replacement, Plumbing Modifications, Sewer Upgrades, Ramps, etc. Program Budget was \$6,407,577.97. **Projects are 95% Complete.**

CCSD Maintenance Program for Critical Mission FY21 Funds

Program consisted of Projects at C. E. Williams (Portables), C. E. Williams North (6th Grade Upfit) Campus, Chicora ES (relocate Grades 1-5 to Mary Ford, and Mary Ford ES (relocate PreK from Chicora). Program Budget was \$3,000,000.00. **Projects are 95% Complete.**

CCSD Maintenance Program for Head Start FY21 Funds

Program consisted of Project at Mary Ford Head Start (Portables). Program Budget was \$250,000.00. **Projects are 95% Complete.**

CCSD Maintenance Program for CTE FY19 Funds

Program consisted of Designs for Garrett Academy, West Ashley HS, and James Island MS Culinary Arts. Program Budget was \$105,800.00. **Projects are 100% Complete.**

CCSD Maintenance Program for CTE FY21 Funds

Program consisted of Designs for Military Magnet Academy and West Ashley HS Culinary Arts. Program Budget was \$251,000.00. **Projects are 50% Complete.**

CCSD Maintenance Program for Cares Act Funds

Program consisted of Manufacturing & Installation of Protection Devices to protect all students and staff from the spread of COVID. This work is required for the safe re-opening of schools. Program Budget is up to \$4,568,979.39. **Phase II is underway.**

Funding Sources	Program Budget
2017-2022 Capital Maintenance Sales Tax Year 1	\$19,374,982.41
2017-2022 Capital Maintenance Sales Tax Year 2	\$13,894,183.35
2017-2022 Capital Maintenance Sales Tax Year 3	\$14,059,135.58
2017-2022 Capital Maintenance Sales Tax Year 4	\$ 23,644,527.59
2018-2019 CCSD Maintenance 8%	\$ 10,088,902.10
2019-2020 CCSD Maintenance 8%	\$ 10,116,092.37
2020-2021 CCSD Maintenance 8%	\$ 10,000,000.00
2017-2018 CCSD Maintenance FCO	\$4,486,000.00
2018-2019 CCSD Maintenance FCO	\$ 6,413,910.72
2019-2020 CCSD Maintenance FCO	\$ 5,071,871.53
2020-2021 CCSD Maintenance FCO	\$ 6,407,577.97
2020-2021 CCSD Maintenance Critical Mission	\$ 3,000,000.00
2020-2021 CCSD Maintenance Head Start	\$ 250,000.00
2018-2019 CCSD Maintenance CTE	\$ 105,800.00

2020-2021 CCSD Maintenance CTE	\$ 251,000.00
2020-2021 CCSD Maintenance Cares Act Funding	\$ 4,568,979.39
Total To Date	\$121,732,963.01

