

Members Present: Michael Halasz (Chair), Meredith Demetre

Liaisons Present: N/A

Staff Present: Jeff Borowy, Jasmeen Shaw, Larry Lutrario, Joyce Costello, Shanikqua Johnson-Smith

Visitors Present: Rick Holt (Cumming), Margarita Perez (Brownstone), Bobby Teachey (Brownstone), David Moore (PFM), Jay Glover (PFM)

-----  
**Welcome**

**Old Business**

- N/A

**New Business**

- The Committee was introduced to the new Executive Director of Capital – Jasmeen Shaw. They were also introduced to Brownstone, who serves as the construction manager for some projects.

**Communications & Marketing**

- N/A

**Capital Projects Financial Report**

- PFM submitted their financial report. (see attached)
- Joyce Costello submitted the Capital Program financial report. This report contained updates for phase III and IV.

**Construction Report**

- Cumming (See Attached)

**Once Around**

- The next Citizens Oversight Steering Committee II meeting has not been scheduled.

**Adjourn**

I.	Welcome & Introductions	
II.	Old Business	
III.	<b>New Business</b> <ul style="list-style-type: none"> <li>Introduction of New Executive Director of Capital Programs</li> </ul>	<input type="checkbox"/> Action <input checked="" type="checkbox"/> Information
IV.	Communications & Marketing	<input type="checkbox"/> Action <input checked="" type="checkbox"/> Information
V.	Financial Report (PFM)	<input type="checkbox"/> Action <input checked="" type="checkbox"/> Information
VI.	Cap. Proj. Financial Report	<input type="checkbox"/> Action <input checked="" type="checkbox"/> Information
VII.	<b>Construction Report</b> <ul style="list-style-type: none"> <li>Rick Holt – Cumming</li> <li>Jasmeen Shaw- CCSD</li> </ul>	<input type="checkbox"/> Action <input checked="" type="checkbox"/> Information
VIII.	Once Around	<input type="checkbox"/> Action <input checked="" type="checkbox"/> Information
IX.	Adjourn	Next meeting ???



**pfm**

# **Phase IV (2017-2022) Capital Program**

## **Citizens Oversight Steering Committee II**

**November 9, 2021**

---

PFM Financial Advisors  
LLC

---

200 S. Orange Ave.  
Suite 760  
Orlando, FL 32801

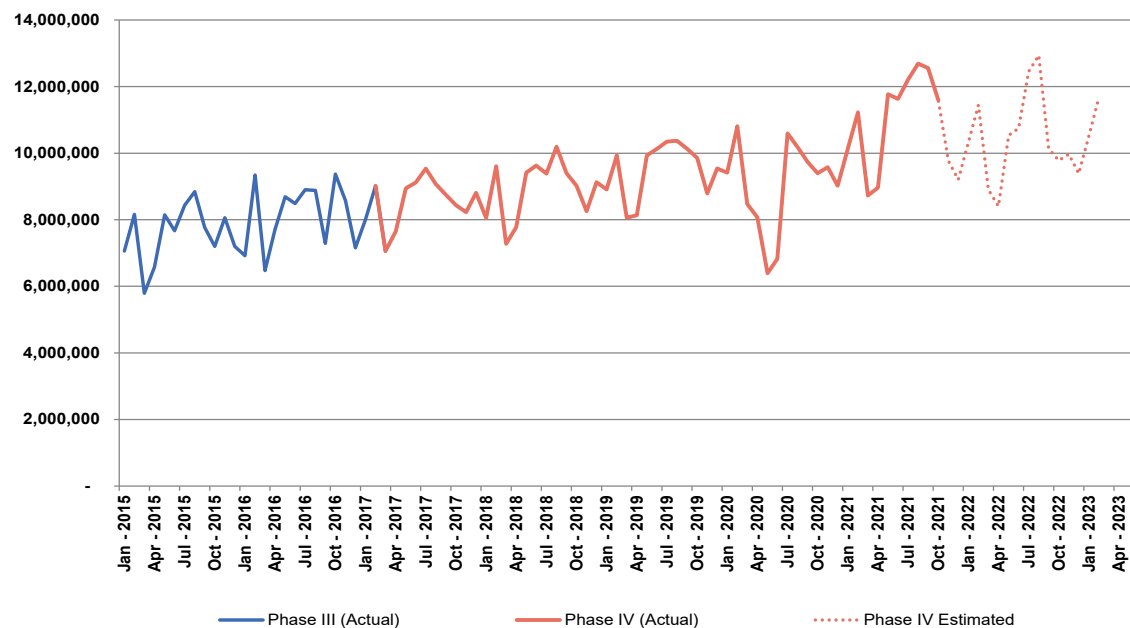
---

407.648.2208  
**pfm.com**



## Sales Tax Revenue Scenario

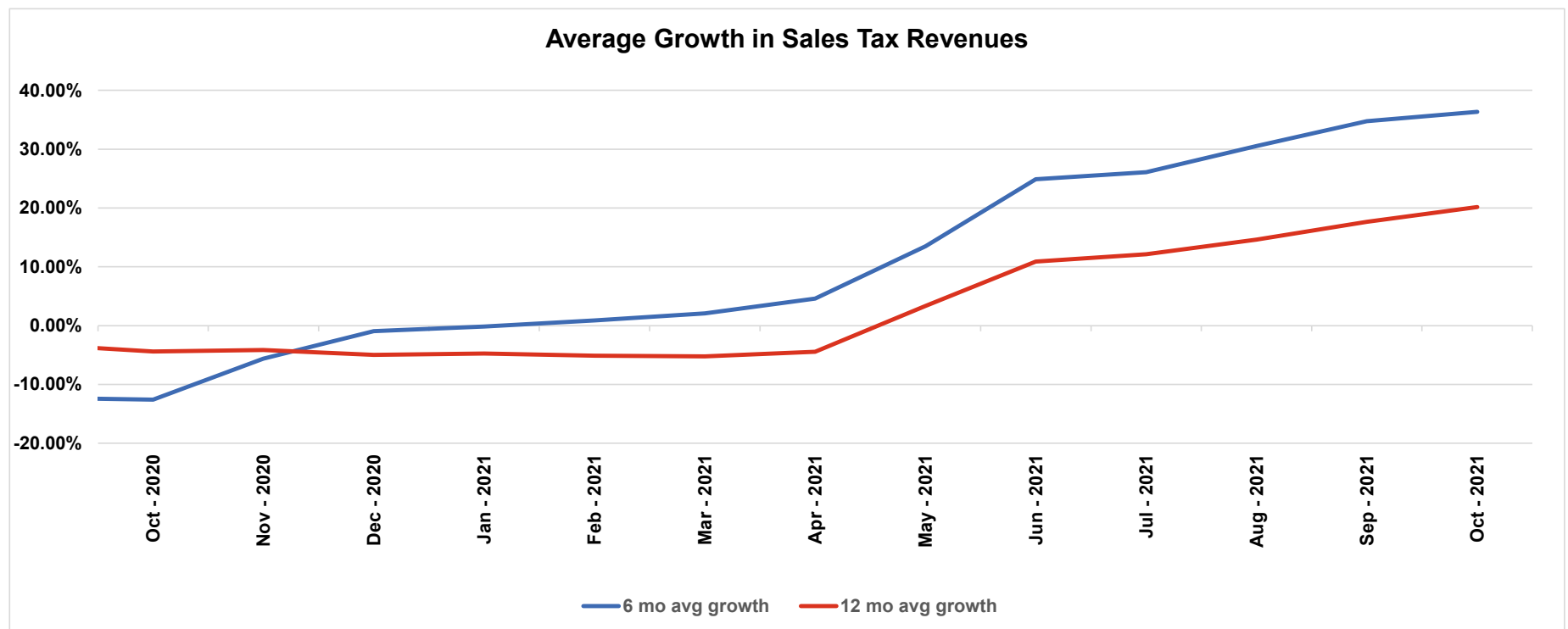
- Throughout the COVID – 19 Pandemic, PFM adjusted the Sales Tax estimates considering the actual collections during the downturn of the economy and potential recovery scenarios. Charleston County experienced a strong recovery trending back to a normal level of Sales Tax collections by the late Summer of 2020. PFM's current projections assumes growth of 2% from the previous year's collection
- The graphic below shows the historical and estimated future sales tax collections. A large decrease is shown in the Spring of 2020 with the onset of the Pandemic, along with the cyclical nature of sales tax collections going forward





## Change in Sales Tax Revenues

- ◆ The chart below shows the 6-month and 12-month average growth of Sales Tax Revenues. The 6-month collections have returned to normal and have risen sharply in the short-term

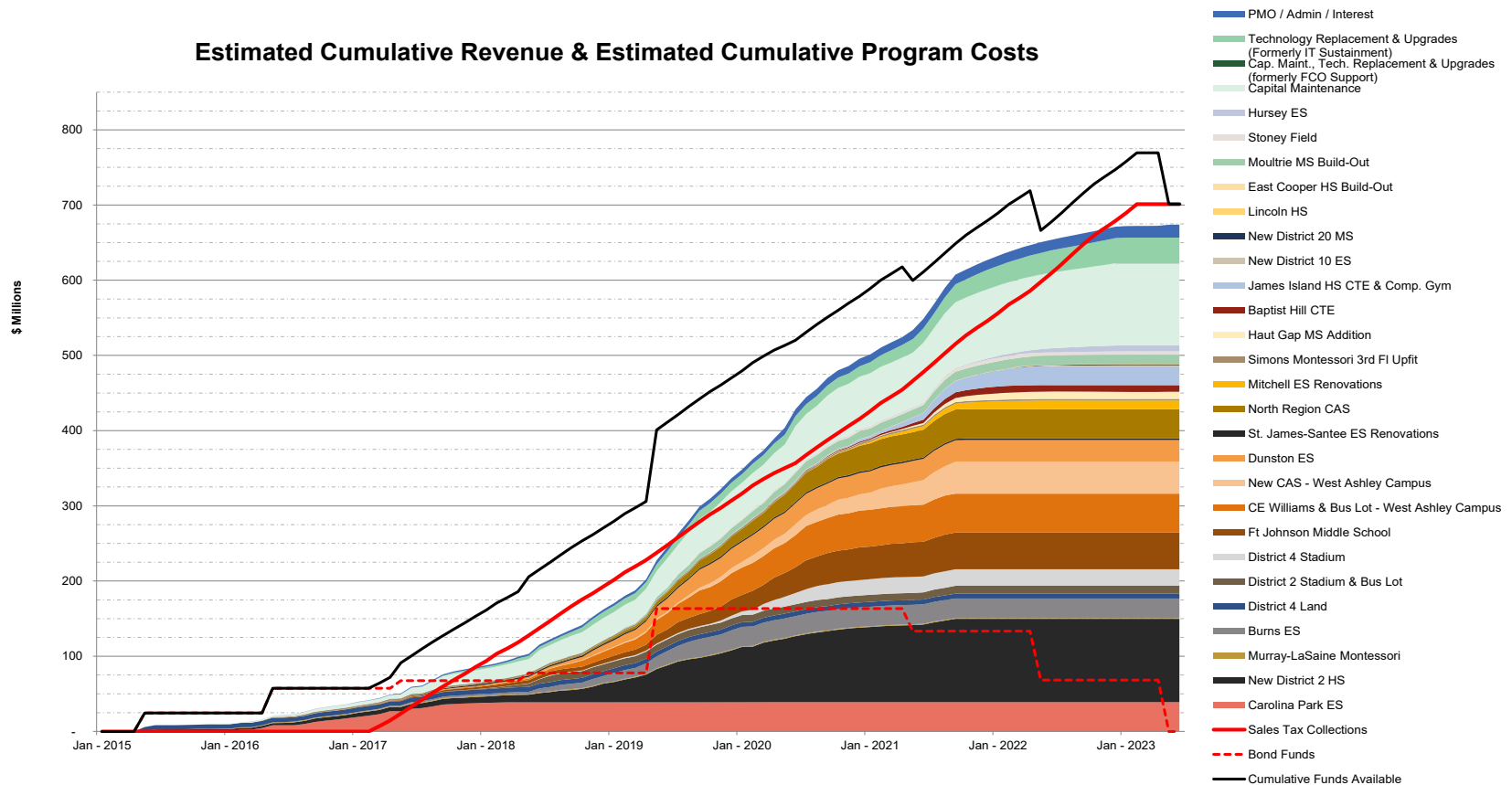




## Projected Program Expenses

Below is a cumulative total of actual/estimated program costs based on current cost curves

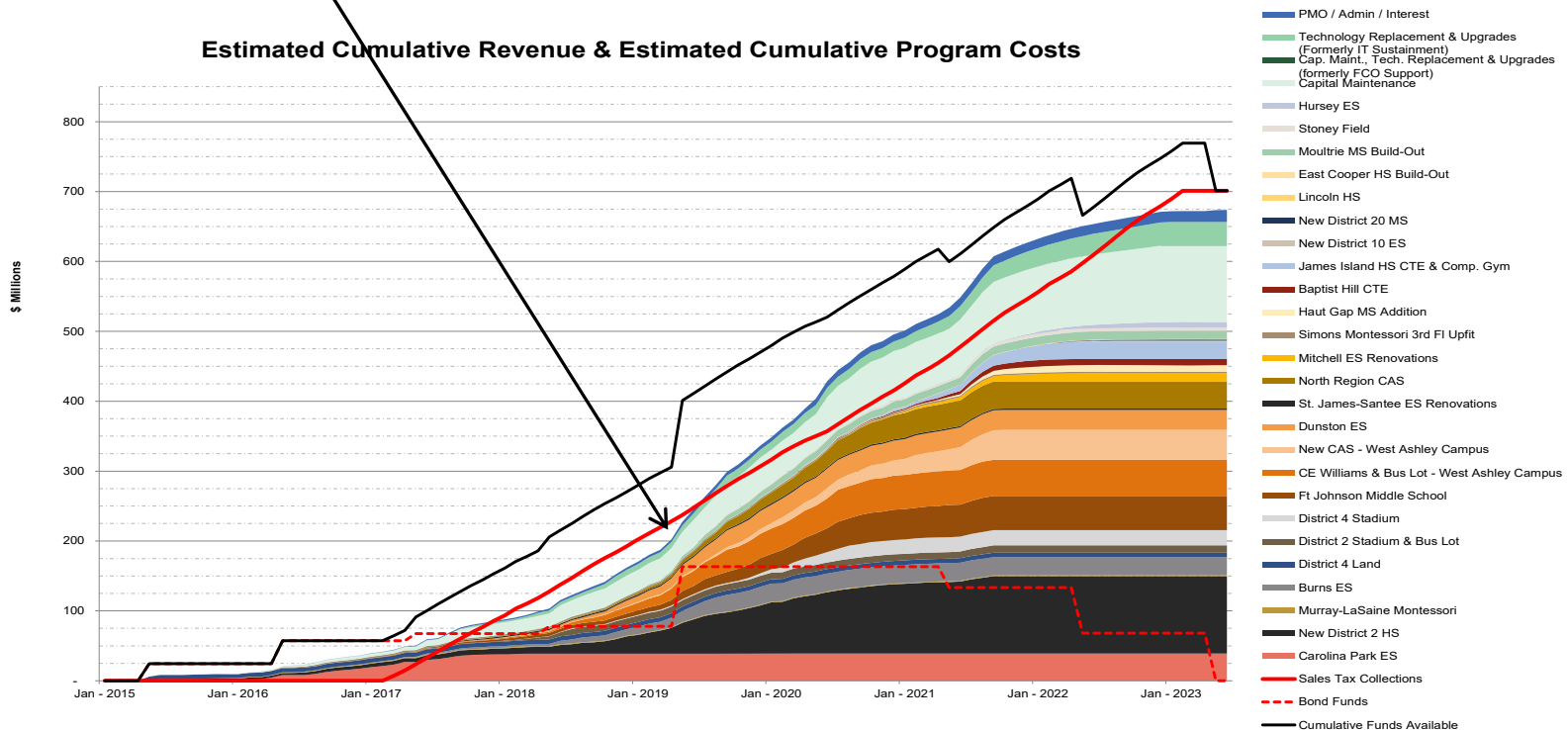
- PFM will continue monitor the sales tax program for potential shortfalls





## BAN Repayment Plans

- A total of \$163.3 million in 8% General Obligation (GO) Bond Anticipation Notes (BANs) was issued for interim funding of projects during Phase IV
- The District paid off \$30 million of BANs in May 2021, is projected to pay off \$65 million in May 2022, and the remaining funds will be paid off in 2023





## Project Completion

- ◆ The table below shows the amounts that have been billed for the Phase IV projects compared to the budgeted amounts based on the most recent cost curves

Project	Billed Amount	Budgeted Amount	Percent Expended	Project	Billed Amount	Budgeted Amount	Percent Expended
Carolina Park Elementary School	\$ 37,012,813	\$ 38,914,309	95%	Mitchell ES Renovations	\$ 4,576,452	\$ 11,500,000	40%
East Cooper High School	98,729,165	110,817,545	89%	Simons Montessori 3rd FI Upfit	2,041,164	2,166,164	94%
Murray-LaSaine Montessori	937,354	983,354	95%	Haut Gap MS Addition	2,180,112	9,300,000	23%
Burns ES	24,837,720	26,065,487	95%	Baptist Hill CTE	4,436,172	8,900,000	50%
District 4 Land	6,384,883	6,500,000	98%	James Island HS CTE & Comp. Gym	8,494,394	24,900,000	34%
District 2 Stadium	8,735,453	10,400,000	84%	New District 10 ES - Adv. Design	0	1,500,000	0%
District 4 Stadium	20,749,659	21,885,025	95%	New District 20 MS - Adv. Design	0	1,500,000	0%
Camp Road Middle School	44,170,666	48,927,772	90%	Lincoln HS	243,326	500,000	49%
CE Williams - West Ashley Campus	47,407,216	51,749,664	92%	East Cooper HS Build-Out	0	0	0%
New CAS - West Ashley Campus	31,374,188	42,700,000	73%	Moultrie MS Build-Out	9,914,236	11,984,521	83%
Dunston ES	27,082,301	28,630,808	95%	Stoney Field	2,684,446	4,507,427	60%
St. James-Santee ES Renovations	1,848,099	1,961,463	94%	Hursey Elementary	315,712	8,200,000	4%
North Region CAS	34,608,647	39,049,794	89%	<b>Total</b>	<b>\$ 418,764,178</b>	<b>\$ 513,543,334</b>	<b>82%</b>





## Sales Tax Growth Rates

- PFM created estimates of the sales tax revenue collections based on the historical amounts collected and various growth rates applied to future collections to illustrate the impact of future collections on the overall sales tax program

Future Growth Rate	Sales Tax Revenue Collections <sup>1</sup>	Cumulative Excess/(Deficit)
-2%	700,095,205	26,429,869
0%	704,278,561	30,613,225
2%	708,493,873	34,828,537
5%	714,876,759	41,211,423

<sup>1</sup>Based on actual Sales Tax Revenue through August 2021 along with projected interest earnings plus future revenue assuming the annual growth rates referenced



## Sources & Uses

- ◆ The Sources and Uses of funds for the entire Phase IV program is based on the latest available actual revenues and expenses along with current future cost curve estimates

<b>Total Sources</b>	
Sales Tax Revenues <sup>1</sup>	701,116,256
Interest Earnings on BAN Proceeds <sup>2</sup>	998,563
Interest Earnings on Sales Tax Ending Balance <sup>3</sup>	6,379,054
<b>Total Revenues</b>	<b>708,493,873</b>
<b>Total Uses</b>	
Major Capital Project Costs <sup>4</sup>	513,543,334
Capital Maintenance <sup>5</sup>	108,926,070
Technology Replacement & Upgrades (formerly IT Sustainment) <sup>5</sup>	34,009,564
Capital Maintenance, Technology Replacement & Upgrades (formerly FCO Support of \$12MM)	-
PMO / Admin Costs <sup>5</sup>	9,408,264
Interest Expense on Interim Financing <sup>6</sup>	7,778,104
<b>Total Expenses</b>	<b>673,665,336</b>
Excess (Deficit) Projected Revenues	34,828,537

Notes:

<sup>1</sup> Actual Revenues based on August 2021 Collection with a revenue growth rate of 2.0% thereafter

<sup>2</sup> Actual interest earnings on BAN proceeds

<sup>3</sup> Interest Earnings on estimated fund balance at 0.25%

<sup>4</sup> Current Projections - August 2021 Cost Curves plus adjustment to budget

<sup>5</sup> Actual costs through September 2021, original projections thereafter

<sup>6</sup> Actual interest rate expense through May 2022 and interest rate assumption of 2.00% thereafter. Interest expense is directly affected by changes to the estimated size and timing of interim finance needs, as updates are made in the model

# Thank You



pfm

CAPITAL PROGRAM  
2010 - 2016 BUILDING PROGRAM  
One Cent Sales Tax  
August 31, 2021

Project #		Revised Budget	CM Fees	Working Budget	Expenditures Inception August-21	Projected Expenses To Go as of August-21	Notes	% Construction Completed	% Expended	Anticipated Completion (mm/yy)
<b>CONSTRUCTION MANAGEMENT PROJECTS</b>										
<b>WAVE 1</b>										
5130	BUIST ACADEMY	31,084,882	(1,638,451)	29,446,431	29,446,430	0	(1), (7), (8), (9), (12)	100%	100%	Complete
5131	CHARLESTON PROGRESSIVE ES	22,838,130	(778,827)	22,059,303	22,059,304	(0)	(1), (2), (9), (12), (15)	100%	100%	Complete
5132	JAMES SIMONS ES	25,878,295	(1,201,400)	24,676,895	24,676,893	(0)	(1), (9), (12)	100%	100%	Complete
5133	MEMMINGER ES	21,580,155	(959,356)	20,620,799	20,620,797	0	(4), (7), (8), (9)	100%	100%	Complete
<b>WAVE 2</b>										
5144	MONTESSORI SPRINGFIELD SUPPORT FACILITY	10,033,404	(273,928)	9,759,476	9,759,477	0	(5), (9), (12), (17)	100%	100%	Complete
5148	CENTER FOR ADVANCE STUDIES at WANDO	43,696,077	(2,314,045)	41,382,032	41,382,031	0	(3), (6), (9), (13), (15), (17), (20)	100%	100%	Complete
5150	HARBORVIEW ES	24,970,083	(1,209,847)	23,760,236	23,760,237	0	(6), (7), (9), (15), (17)	100%	100%	Complete
<b>WAVE 3</b>										
5143	CHICORA ES	27,575,944	(1,278,329)	26,297,615	26,297,116	499	(14), (15), (20)	100%	100%	Completed
5145	* JENNIE MOORE ES	38,392,751	(1,570,519)	36,822,232	36,822,230	0	(9), (12), (17)	100%	100%	Completed
5149	ST ANDREWS MATH & SCIENCE ES	32,388,212	(1,516,613)	30,871,599	30,871,599	0	(10), (12), (15), (18)	100%	100%	Completed
<b>WAVE 4</b>										
5147	* LAING MS	40,446,070	(1,785,096)	38,660,974	38,660,973	(0)	(9), (10), (12), (13), (15)	100%	100%	Completed
5153	** JAMES ISLAND CHARTER HS	23,369,471	(1,141,365)	22,228,106	22,228,107	(0)	(9), (12), (13), (15)	100%	100%	Completed
5158	EMERGENCY OPERATIONS CENTER @ BRIDGE VIEW	4,794,498	(156,500)	4,637,998	4,154,120	483,878	(12), (17), (18), (20)	98%	90%	Aug-21
<b>WAVE 5</b>										
5151	SPRINGFIELD ES	22,710,266	(1,511,168)	21,199,098	21,199,098	-	(5), (9), (10), (12), (18), (20)	100%	100%	Completed
5152	NORTH CHARLESTON CREATIVE ARTS ES	28,720,106	(1,237,240)	27,482,866	27,482,866	(0)	(7), (13), (15), (18)	100%	100%	Completed
5154	MURRAY LASAINE ES	9,789,563	(456,546)	9,333,017	9,333,017	0	(13), (15)	100%	100%	Completed
5155	ANGEL OAK ES	18,144,420	(792,238)	17,352,182	17,351,682	500	(9), (13), (14), (17), (18), (20)	100%	100%	Completed
5159	LOWCOUNTRY TECH @ BURKE HS	6,053,865	(228,273)	5,825,592	5,821,167	4,425	(10), (13), (17), (18), (20)	100%	100%	Completed
<b>WAVE 6</b>										
5182	MARY FORD ES	115,065	(20,000)	95,065	95,065	-	(15)	100%	100%	Completed
5183	NORTHWOODS MS	129,775	(20,000)	109,775	109,775	-	(15)	100%	100%	Completed
5184	C E WILLIAMS	40,715	(20,000)	20,715	20,715	-	(15)	100%	100%	Completed
5185	WEST ASHLEY MS	154,795	(20,000)	134,795	134,795	-	(15), (17), (18)	100%	100%	Completed
5186	DUNSTON ES	975,000	(55,000)	920,000	920,000	-		100%	100%	Completed
5188	GARRETT ACADEMY	29,358	0	29,358	29,358	0	(9), (15), (17)	100%	100%	Completed
5191	ST ANDREWS MS	28,425	0	28,425	28,425	-	(9), (15)	100%	100%	Completed
<b>WAVE 7</b>										
5156	PINEHURST ES	14,742,332	(698,516)	14,043,816	14,042,467	1,349	(17), (20)	100%	100%	Completed
5161	CAROLINA PARK (LAND)	2,136,949	(35,000)	2,101,949	2,101,949	-	(9), (15)	100%	100%	Completed
5165	CAROLINA BAY (LAND)	35,800	(35,000)	800	800	-	(14), (15)	0%	100%	TBD
5171	INGLESIDE CAMPUS (LAND)	150,000	(35,000)	115,000	0	115,000	(9)	0%	0%	TBD
5173	Σ DISTRICT 3 BUS LOT	7,400,000	(275,000)	7,125,000	502,347	6,622,653	(18), (19)	7%	7%	TBD
5174	DISTRICT 4 BUS LOT	3,142,009	(435,926)	2,706,083	2,706,083	0	(11), (13), (15), (16), (18), (20)	100%	100%	Completed
5178	◊ STONO PARK ES (Board Approved Budget \$27,330,983)	26,580,983	(1,697,990)	24,882,993	24,777,539	105,454	(11), (16), (20)	100%	100%	Completed
5180	Ω DISTRICT WIDE ATHLETIC IMPROVEMENTS	11,875,096	(487,375)	11,387,721	11,131,000	256,721	(9), (12), (13), (14), (18), (20)	97%	98%	Dec-21
5136	CMFEE - CUMMING	0	4,578,036	4,578,036	4,578,035	(0)		N/A	100%	N/A
5137	CMFEE - CUMMING 2010-2016	0	19,306,514	19,306,514	19,232,038	74,476		N/A	100%	N/A
5137	Adjustment to Contract (projects not started)	0	-	-	0	-		N/A	N/A	N/A
9976	WAVE 1 PROGRAM CONTINGENCY	0	0	0	0	-		N/A	N/A	N/A
<b>Total Construction Management Projects</b>		<b>500,002,492</b>	<b>0</b>	<b>500,002,493</b>	<b>492,337,532</b>	<b>7,664,957</b>				

Project #		Revised Budget	CM Fees	Working Budget	Expenditures Inception August-21	Projected Expenses To Go as of August-21	Notes	% Construction Completed	% Expended	Anticipated Completion (mm/yy)
<b>PROGRAM CONTINGENCY / MANAGEMENT</b>										
5139	PROGRAM MANAGEMENT OFFICE (PMO)	2,947,837	0	2,947,837	2,947,836	-				
5140	CAPITAL PROJECTS ACCOUNTING	736,088	0	736,088	736,088	0				
5141	CONSTRUCTION PROCUREMENT	684,244	0	684,244	684,243	(0)				
5142	IT PROJECT MANAGEMENT	1,601,114	0	1,601,114	1,538,993	62,121				
5599	BOND FUND ADMIN	709,054	0	709,054	709,053	(0)				
9988	PROGRAM CONTINGENCY - BAN - FUND #573	18,494	0	18,494	0	18,494				
9989	PROGRAM CONTINGENCY -ONE CENT SALES TAX- FUND #574	1,057,282	0	1,057,282	0	1,057,282	9), (10), (11), (12), (13), (15), (16), (18)			
<b>Total Program Contingency / Management</b>		<b>7,754,113</b>	<b>0</b>	<b>7,754,113</b>	<b>6,616,212</b>	<b>1,137,897</b>				
<b>TOTAL 2010 - 2016 BUILDING PROGRAM</b>		<b>507,756,605</b>	<b>0</b>	<b>507,756,606</b>	<b>498,953,745</b>	<b>8,802,854</b>				

\* Laing Middle School \$3,400,000 and Jennie Moore Elementary School \$4,500,000 funded GO Bond

^ Laing Middle School \$74,411 non-OCST funding source

\*\* James Island Charter HS \$466,726 non-OCST funding source

Ω District Wide Athletic Improvements \$100,000 non-OCST funding source

o Stono Park ES Board Approved Budget (4/23/18) \$27,330,983  
Funding Sources:

- Sales Tax - Original Budget	\$6,000,000
- Sales Tax - 9/12/16 Reallocation	\$9,841,850
- Sales Tax - 4/23/18 Reallocation	\$2,500,000
- Excess Projected Revenues	\$2,389,133
- District 8% Capacity	\$6,600,000

Σ District 3 Bus Lot \$2,100,000 non-OCST funding source

**NOTES:**

(1) Board Approved Reallocation - 7/23/12 - Item #11.3 - Project #5130	(3,050,000)
Board Approved Reallocation - 7/23/12 - Item #11.3 - Project #5131	3,501,000
Board Approved Reallocation - 7/23/12 - Item #11.3 - Project #5132	(451,000)
(2) Board Approved Reallocation - 11/12/12 - Item #12.2 - Project #5131	650,000
Board Approved Reallocation - 11/12/12 - Item #12.2 - Project #9976	(650,000)
(3) Board Approved Name Change-3/11/13 - Items #10.1B - Project #5148	
(4) Board Approved Reallocation - 6/10/13 - Exec 1 Item #1.5 - Project #5133	400,000
Board Approved Reallocation - 6/10/13 - Exec 1 Item #1.5 - Project #9976	(400,000)
(5) Board Approved Reallocation - 8/12/13 - Exec 1 Item #1.4 Project #5151	4,300,000
Board Approved Reallocation - 8/12/13 - Exec 1 Item #1.4 Project #5144	(4,300,000)
(6) Board Approved Sales Tax Capital Program Cash Flow Management	
Board Update/Approved Project Savings - 9/20/13 - Project #5148	(5,000,000)
Board Update/Approved Project Savings - 9/20/13 - Project #5150	(1,000,000)
(7) Board Approved Reallocation - 8/11/14 - Item #10.1G - Project #5130	(1,000,000)
Board Approved Reallocation - 8/11/14 - Item #10.1G - Project #5133	(500,000)
Board Approved Reallocation - 8/11/14 - Item #10.1G - Project #5150	(700,000)
Board Approved Reallocation - 8/11/14 - Item #10.1G - Project #5152	2,200,000
(8) Board Approved Reallocation - 4/13/15 - Item #10.1D - Project # 5130	(555,000)
Board Approved Reallocation - 4/13/15 - Item #10.1D - Project # 5133	(303,600)
(9) Board Approved Reallocation - 4/25/16 - Item #9.5B - Project # 5171	(3,350,000)
Board Approved Reallocation - 4/25/16 - Item #9.5B - Project # 5151	(5,212,104)
Board Approved Reallocation - 4/25/16 - Item #9.5B - Project # 5188	(1,597,642)
Board Approved Reallocation - 4/25/16 - Item #9.5B - Project # 5153	(1,478,731)
Board Approved Reallocation - 4/25/16 - Item #9.5B - Project # 5161	(1,142,705)
Board Approved Reallocation - 4/25/16 - Item #9.5B - Project # 5148	-1123100
Board Approved Reallocation - 4/25/16 - Item #9.5B - Project # 5147	-1078802
Board Approved Reallocation - 4/25/16 - Item #9.5B - Project # 5132	-465382
Board Approved Reallocation - 4/25/16 - Item #9.5B - Project # 5145	(324,157)
Board Approved Reallocation - 4/25/16 - Item #9.5B - Project # 5191	-270000
Board Approved Reallocation - 4/25/16 - Item #9.5B - Project # 5144	(183,567)
Board Approved Reallocation - 4/25/16 - Item #9.5B - Project # 5133	(16,245)
Board Approved Reallocation - 4/25/16 - Item #9.5B - Project # 5130	(10,118)
Board Approved Reallocation - 4/25/16 - Item #9.5B - Project # 5131	120,000
Board Approved Reallocation - 4/25/16 - Item #9.5B - Project # 5150	250,000
Board Approved Reallocation - 4/25/16 - Item #9.5B - Project # 5180	5,142,553

Project #	Revised Budget	CM Fees	Working Budget	Expenditures Inception August-21	Projected Expenses To Go as of August-21	Notes	% Construction Completed	% Expended	Anticipated Completion (mm/yy)
<b>NOTES: (cont.)</b>									
Board Approved Reallocation - 4/25/16 - Item #9.5B - Project # 5155	7,740,000								
Board Approved Reallocation - 4/25/16 - Item #9.5B - Project # 9989	3,000,000								
(10) Board Approved Reallocation - 6/27/16 - Item # 10.2D- Project # 5149	(200,000)								
Board Approved Reallocation - 6/27/16 - Item # 10.2D- Project # 5147	(450,000)								
Board Approved Reallocation - 6/27/16 - Item # 10.2D- Project # 5151	(650,000)								
Board Approved Reallocation - 6/27/16 - Item # 10.2D- Project # 5159	600,000								
Board Approved Reallocation - 6/27/16 - Item # 10.2D- Project # 9989	700,000								
(11) Board Approved Reallocation - 9/26/16 - Item # 9.2B - Project #5178	12,230,983								
Board Approved Reallocation - 9/26/16 - Item # 9.2B - Project #5174	(6,141,850)								
Board Approved Reallocation - 9/26/16 - Item # 9.2B - Project #9989	(3,700,000)								
Excess Projected Revenues	(2,389,133)								
District 8% Capacity - at future time (project # 5178)	6,600,000								
(12) Board Approved Reallocation - 12/12/16 - Item # 13.1D - Project #5131	(30,000)								
Board Approved Reallocation - 12/12/16 - Item # 13.1D - Project #5132	(605,323)								
Board Approved Reallocation - 12/12/16 - Item # 13.1D - Project #5144	(56,241)								
Board Approved Reallocation - 12/12/16 - Item # 13.1D - Project #5145	(150,000)								
Board Approved Reallocation - 12/12/16 - Item # 13.1D - Project #5147	(560,000)								
Board Approved Reallocation - 12/12/16 - Item # 13.1D - Project #5149	(285,000)								
Board Approved Reallocation - 12/12/16 - Item # 13.1D - Project #5151	(181,000)								
Board Approved Reallocation - 12/12/16 - Item # 13.1D - Project #5153	(482,000)								
Board Approved Reallocation - 12/12/16 - Item # 13.1D - Project #5180	(7,740)								
Board Approved Reallocation - 12/12/16 - Item # 13.1D - Project #5180	(479,338)								
Board Approved Reallocation - 12/12/16 - Item # 13.1D - Project #5180	(122,245)								
Board Approved Reallocation - 12/12/16 - Item # 13.1D - Project #5180	700,000								
Board Approved Reallocation - 12/12/16 - Item # 13.1D - Project #5180	850,000								
Board Approved Reallocation - 12/12/16 - Item # 13.1D - Project #5158	1,385,563								
Board Approved Reallocation - 12/12/16 - Item # 13.1D - Project #9989	23,324								
(13) Board Approved Reallocation - 4/24/17 - Item # 11.1E - Project #5147	(35,032)								
Board Approved Reallocation - 4/24/17 - Item # 11.1E - Project #5148	(39,956)								
Board Approved Reallocation - 4/24/17 - Item # 11.1E - Project #5152	(397,071)								
Board Approved Reallocation - 4/24/17 - Item # 11.1E - Project #5153	(76,082)								
Board Approved Reallocation - 4/24/17 - Item # 11.1E - Project #5154	(192,571)								
Board Approved Reallocation - 4/24/17 - Item # 11.1E - Project #5159	200,000								
Board Approved Reallocation - 4/24/17 - Item # 11.1E - Project #5180	816,770								
Board Approved Reallocation - 4/24/17 - Item # 11.1E - Project #5155	193,000								
Board Approved Reallocation - 4/24/17 - Item # 11.1E - Project #5174	1,130,942								
Board Approved Reallocation - 4/24/17 - Item # 11.1E - Project #9989	(1,600,000)								
(14) Board Approved Reallocation - 7/24/17 - Item # 7.2C - Project #5143	(456,000)								
Board Approved Reallocation - 7/24/17 - Item # 7.2C - Project #5165	(1,000,000)								
Board Approved Reallocation - 7/24/17 - Item # 7.2C - Project #5180	200,000								
Board Approved Reallocation - 7/24/17 - Item # 7.2C - Project #5155	1,256,000								
(15) Board Approved Reallocation - 1/22/18 - Item # 11.1D - Project # 5131	(2,870)								
Board Approved Reallocation - 1/22/18 - Item # 11.1D - Project # 5147	(3,443)								
Board Approved Reallocation - 1/22/18 - Item # 11.1D - Project # 5148	(30,862)								
Board Approved Reallocation - 1/22/18 - Item # 11.1D - Project # 5149	(195,582)								
Board Approved Reallocation - 1/22/18 - Item # 11.1D - Project # 5150	(78,739)								
Board Approved Reallocation - 1/22/18 - Item # 11.1D - Project # 5152	(140,967)								
Board Approved Reallocation - 1/22/18 - Item # 11.1D - Project # 5153	(60,442)								
Board Approved Reallocation - 1/22/18 - Item # 11.1D - Project # 5154	(17,866)								
Board Approved Reallocation - 1/22/18 - Item # 11.1D - Project # 5161	(220,346)								
Board Approved Reallocation - 1/22/18 - Item # 11.1D - Project # 5165	(2,464,200)								
Board Approved Reallocation - 1/22/18 - Item # 11.1D - Project # 5182	(234,935)								
Board Approved Reallocation - 1/22/18 - Item # 11.1D - Project # 5183	(220,225)								
Board Approved Reallocation - 1/22/18 - Item # 11.1D - Project # 5184	(259,285)								
Board Approved Reallocation - 1/22/18 - Item # 11.1D - Project # 5185	(154,135)								
Board Approved Reallocation - 1/22/18 - Item # 11.1D - Project # 5191	(1,575)								
Board Approved Reallocation - 1/22/18 - Item # 11.1D - Project # 5188	140,000								
Board Approved Reallocation - 1/22/18 - Item # 11.1D - Project # 5143	50,000								
Board Approved Reallocation - 1/22/18 - Item # 11.1D - Project # 5174	2,672,937								
Board Approved Reallocation - 1/22/18 - Item # 11.1D - Project # 5155	125,000								
Board Approved Reallocation - 1/22/18 - Item # 11.1D - Project # 9989	1,097,534								
(16) Board Approved Reallocation - 4/23/18 - Item # XI A1 - Project # 5178	2,500,000								
Board Approved Reallocation - 4/23/18 - Item # XI A1 - Project # 5174	(1,000,000)								
Board Approved Reallocation - 4/23/18 - Item # XI A1 - Project # 9989	(1,500,000)								

Project #	Revised Budget	CM Fees	Working Budget	Expenditures Inception August-21	Projected Expenses To Go as of August-21	Notes	% Construction Completed	% Expended	Anticipated Completion (mm/yy)
<b>NOTES: (cont.)</b>									
(17) Board Approved Reallocation - 8/27/18 - Item # 8A - Project # 5144	(26,788)								
Board Approved Reallocation - 8/27/18 - Item # 8A - Project # 5145	(33,092)								
Board Approved Reallocation - 8/27/18 - Item # 8A - Project # 5148	250,000								
Board Approved Reallocation - 8/27/18 - Item # 8A - Project # 5150	(1,178)								
Board Approved Reallocation - 8/27/18 - Item # 8A - Project # 5155	(407,118)								
Board Approved Reallocation - 8/27/18 - Item # 8A - Project # 5156	(500,000)								
Board Approved Reallocation - 8/27/18 - Item # 8A - Project # 5158	(150,619)								
Board Approved Reallocation - 8/27/18 - Item # 8A - Project # 5159	971,796								
Board Approved Reallocation - 8/27/18 - Item # 8A - Project # 5188	(113,000)								
Board Approved Reallocation - 8/27/18 - Item # 8A - Project # 5185	10,000								
(18) Board Approved Reallocation - 9/23/19 - Item # 8B - Project #5149	(31,206)								
Board Approved Reallocation - 9/23/19 - Item # 8B - Project #5151	(36,630)								
Board Approved Reallocation - 9/23/19 - Item # 8B - Project #5152	(41,856)								
Board Approved Reallocation - 9/23/19 - Item # 8B - Project #5155	(12,446)								
Board Approved Reallocation - 9/23/19 - Item # 8B - Project #5158	250,000								
Board Approved Reallocation - 9/23/19 - Item # 8B - Project #5158	(522,872)								
Board Approved Reallocation - 9/23/19 - Item # 8B - Project #5173	2,000,000								
Board Approved Reallocation - 9/23/19 - Item # 8B - Project #5174	(1,012,175)								
Board Approved Reallocation - 9/23/19 - Item # 8B - Project #5180	336,000								
Board Approved Reallocation - 9/23/19 - Item # 8B - Project #5185	(1,070)								
Board Approved Reallocation - 9/23/19 - Item # 8B - Project #9989	(927,745)								
(19) Board Approved Reallocation - 8/24/20 - Item # 7A - Project #5173	2,100,000								
Revenue - Proceeds from Sale of Archer ES	(2,100,000)								
(20) Board Approved Reallocation - 10/26/20 - Item # 9B - Project # 5143	(18,056)								
Board Approved Reallocation - 10/26/20 - Item # 9B - Project # 5148	(60,005)								
Board Approved Reallocation - 10/26/20 - Item # 9B - Project # 5151	(10,000)								
Board Approved Reallocation - 10/26/20 - Item # 9B - Project # 5155	(50,016)								
Board Approved Reallocation - 10/26/20 - Item # 9B - Project # 5156	(57,668)								
Board Approved Reallocation - 10/26/20 - Item # 9B - Project # 5159	(195,059)								
Board Approved Reallocation - 10/26/20 - Item # 9B - Project # 5174	(7,845)								
Board Approved Reallocation - 10/26/20 - Item # 9B - Project # 5178	(750,000)								
Board Approved Reallocation - 10/26/20 - Item # 9B - Project # 5158	809,554								
Board Approved Reallocation - 10/26/20 - Item # 9B - Project # 5180	339,096								

CAPITAL PROGRAM  
2017 - 2022 CAPITAL PROGRAM PHASE IV  
One Cent Sales Tax Extension  
August 31, 2021

Project #		Working Budget	Expenditures Inception August-21	Projected Expenses To Go as of August-21	Notes	% Construction Completed	Anticipated Completion (mm/yy)	% Expended
<b>CAPITAL BUILDING PROJECTS</b>								
5206	* DISTRICT 4 LAND	6,436,500	6,384,883	51,617	(6)	100%	Complete	99%
5207	* BURNS ES	24,895,559	24,839,804	55,755	(38), (41)	100%	Complete	100%
5208	* ^ C E WILLIAMS MS	50,391,398	48,135,852	2,255,547	(22), (41), (43)	100%	Complete	96%
5209	* ^ NEW CAROLINA PARK ES (SEWEE ACADEMY)	37,282,141	37,266,645	15,496	(5), (38)	100%	Complete	100%
5210	* NEW CAS @ WEST ASHLEY	40,763,723	34,319,528	6,444,195		100%	Sep-21	84%
5212	* NEW LUCY GARRETT BECKHAM HS (EAST COOPER HS)	106,120,978	98,934,291	7,186,687	(22), (38), (41)	100%	Sep-22	93%
5213	* NEW CAMP ROAD MS (FT JOHNSON MS)	46,977,892	44,272,484	2,705,407	(22), (38), (43)	100%	Complete	94%
5214	* JAMES SIMONS MONTESSORI SCHOOL UPFIT	2,041,164	2,041,164	0	(31)	100%	Complete	100%
5215	* MURRAY LA-SAINE MONTESSORI SCHOOL UPFIT	937,354	937,354	0	(32)	100%	Complete	100%
5216	* ^ DISTRICT 2 STADIUM	15,796,913	14,782,954	1,013,959	(16)	100%	Complete	94%
5217	* DISTRICT 4 STADIUM	21,241,111	20,801,004	440,107	(16), (43)	100%	Complete	98%
5230	* DUNSTON ES	27,420,068	27,082,302	337,766	(8), (20), (41)	100%	Complete	99%
5231	* ST JAMES SANTEE	1,848,099	1,848,099	(0)	(41)	100%	Complete	100%
5232	* ^ MITCHELL ES	12,776,716	6,529,231	6,247,485	(36), (40)	80%	Sep-22	51%
5233	* HAUT GAP MS (EXPANSION)	8,923,628	3,395,694	5,527,934	(41)	44%	Feb-22	38%
5234	* NEW CAROLINA BAY ES (ADVANCE DESIGN)	1,431,981	0	1,431,981		0%	TBD	0%
5235	* NEW DISTRICT 20 MS (ADVANCE DESIGN)	1,431,981	0	1,431,981		0%	TBD	0%
5236	* BAPTIST HILL (CTE)	8,496,420	5,158,209	3,338,211		95%	Aug-21	61%
5237	* NEW COOPER RIVER CENTER for ADVANCED STUDIES	37,113,517	34,784,213	2,329,304	(33), (38), (41), (43)	100%	Complete	94%
5238	* JAMES ISLAND CHARTER HS	25,262,483	11,689,041	13,573,442	(43)	54%	Aug-22	46%
5240	* LINCOLN HS	477,327	244,176	233,151		48%	TBD	51%
5252	* ^ MOULTRIE MS	12,640,966	11,114,236	1,526,730	(8), (22), (25), (28)	100%	Complete	88%
5268	* ^ STONEY FIELD	4,321,915	3,061,161	1,260,754	(8), (28), (38), (43)	75%	Nov-21	71%
5269	* HURSEY MONTESSORI SCHOOL	8,062,018	315,712	7,746,306	(8), (35), (36)	4%	TBD	4%
5241	CMFEE - CUMMING 2017-2022 EARLY OUT	2,478,900	2,478,898	2		N/A	N/A	N/A
5297	CMFEE - CUMMING 2017-2022 CONTRACT Adjustment to Contract (projects not started)	19,694,424	17,176,027	2,518,397		N/A	N/A	N/A
		0	0	0		N/A	N/A	N/A
<b>Total Capital Building Projects</b>		<b>525,265,176</b>	<b>457,592,962</b>	<b>67,672,214</b>				
<b>CAPITAL MAINTENANCE PROJECTS</b>								
5270	HVAC	48,306,010	43,012,307	5,293,703	(2), (7), (9), (10), (12), (13), (14), (15), (17), (19), (21), (23), (26), (27), (30), (34), (36), (37), (39), (42), (44)		Dec-21	89%
5271	ROOFING	18,731,994	15,254,749	3,477,245	(1), (2), (7), (10), (14), (15), (19), (21), (23), (24), (26), (27), (30), (34), (37), (39), (42), (44)		Dec-21	81%
5272	PLUMBING & RESTROOMS	2,607,014	1,926,082	680,932	(2), (7), (9), (11), (14), (15), (19), (21), (23), (27), (30), (34), (37), (42), (44)		Dec-21	74%
5273	EXTERIOR ENCLOSURE	1,604,117	1,604,118	(0)	(2), (7), (9), (10), (14), (15), (19), (21), (26), (30)		Dec-21	100%
5274	^ PARKING LOTS & SIDEWALKS	1,496,770	1,496,770	(0)	(3), (7), (9), (10), (13), (15), (24), (26), (27), (30), (34), (37)		Dec-21	100%
5275	ELECTRICAL	675,929	675,929	0	(2), (3), (7), (12), (14), (15), (19), (21), (27), (34), (42)		Dec-21	100%
5278	PAINTING	2,645,528	2,645,529	(2)	(2), (7), (9), (10), (12), (14), (15), (17), (21), (23), (26), (27), (30), (34), (37)		Dec-21	100%
5279	DOORS & HARDWARE	2,672,845	2,265,039	407,805	(10), (12), (14), (15), (19), (21), (23), (27), (34), (37), (44)		Dec-21	85%
5280	ELEVATORS	79,286	79,286	0	(10)		Dec-21	100%
5281	FLOORING	1,440,725	1,440,723	2	(9), (10), (11), (13), (14), (15), (26), (30)		Dec-21	100%
5282	FIRE SPRINKLERS & ALARMS	2,308,434	2,301,312	7,122	(9), (12), (15), (19), (21), (30), (34), (37), (42), (44)		Dec-21	100%
5300	KITCHEN EQUIPMENT	1,041,091	412,077	629,013	(44)		Dec-21	40%
5276	CMFEE - CUMMING 2017-2022 EARLY OUT	505,487	505,488	(1)	(1)	N/A	N/A	N/A
5298	CMFEE - CUMMING 2017-2022 CONTRACT Adjustment to Contract (projects not started)	9,387,106	6,895,853	2,491,253		N/A	N/A	N/A
		(2,227,837)	0	(2,227,837)		N/A	N/A	N/A
5246	FM PROJECT MANAGEMENT	4,055,682	3,307,117	748,566	(10), (17), (23)	N/A	N/A	N/A
<b>Total Capital Maintenance Projects</b>		<b>95,330,179</b>	<b>83,822,378</b>	<b>11,507,802</b>				
<b>TECHNOLOGY REPLACEMENTS &amp; UPGRADES PROJECTS</b>								
5285	TECHNOLOGY INFRASTRUCTURE	3,814,000	3,787,011	26,989			Dec-21	99%
5286	CLASSROOM DISPLAY SOFTWARE REPLACEMENTS	270,000	265,032	4,968			Dec-21	98%
5287	PROJECTOR/BULB REPLACEMENT	50,000	46,957	3,043			Dec-21	94%
5288	DOCUMENT CAMERA REPLACEMENTS	70,000	36,325	33,675			Dec-21	52%
5289	CLASSROOM DISPLAY TECHNOLOGY REPLACEMENTS	12,236,349	11,498,627	737,722	(29)		Dec-21	94%
5290	REPLACE END OF LIFE PRINTERS	300,000	192,054	107,946			Dec-21	64%
5291	TEACHER LAPTOP REPLACEMENTS	2,883,766	1,799,391	1,084,375			Dec-21	62%
5292	STUDENT MOBILE DEVICES-UPGRADES & REPLACEMENTS	6,192,392	5,144,660	1,047,732	(29)		Dec-21	83%
5293	TECHNOLOGY BACKFILL	475,000	324,808	150,192			Dec-21	68%
5294	TECH PROJECT MANAGEMENT	1,111,408	655,621	455,787			Dec-21	59%
5295	PROJECT CONTINGENCY	225,241	0	225,241			Dec-21	0%
<b>Total Technology Replacements &amp; Upgrades Projects</b>		<b>27,628,156</b>	<b>23,750,485</b>	<b>3,877,671</b>				
<b>TOTAL CAPITAL PROJECTS</b>		<b>648,223,511</b>	<b>565,165,825</b>	<b>83,057,686</b>				



Project #		Working Budget	Expenditures Inception August-21	Projected Expenses To Go as of August-21	Notes	% Construction Completed	Anticipated Completion (mm/yy)	% Expended
<b>PROGRAM CONTINGENCY / MANAGEMENT</b>								
5242	PROGRAM MANAGEMENT OFFICE (PMO)	3,297,066	2,469,190	827,876				
5243	CAPITAL PROJECTS ACCOUNTING	1,298,309	937,085	361,225				
5244	CONSTRUCTION PROCUREMENT	936,067	743,533	192,534				
5245	IT PROJECT MANAGEMENT	1,662,726	1,320,401	342,326				
5599	BOND FUND ADMIN	826,444	809,494	16,951				
9971	PROGRAM CONTINGENCY - BAN - FUND #584	2,059	0	2,059				
9970	PROGRAM CONTINGENCY - BAN - FUND #585	5,903,268	0	5,903,268	(7), (30)			
<b>Total Program Contingency / Management</b>		<b>13,925,940</b>	<b>6,279,701</b>	<b>7,646,239</b>				
<b>TOTAL 2017 - 2022 CAPITAL PROGRAM</b>		<b>662,149,452</b>	<b>571,445,527</b>	<b>90,703,925</b>				

\* Board Approved Early Out Funding: \$24.5M BAN2015 (\$22.5M Capital Building; \$2M Capital Maintenance). Authorized budgets loaded

\* Board Approved Early Out Funding: \$32.7M BAN2016 (\$29.2M Capital Building; \$3,437,217M Capital Maintenance; \$62,783 Program Contingency). Authorized budgets loaded

^ District 2 Stadium, \$6,040,827; Carolina Park ES, \$253,832; Moultrie MS, \$1,200,000; CE Williams MS, \$659,000; Mitchell ES, \$1,883,610; Stoney Field, \$75,652; Parking Lots & Sidewalks, \$147,931 - non-OCST funding source

**NOTES:**

(1)	Board Approved Reallocation - 5/11/15 - Item #10.1D - Project # 5271	550,000
	Board Approved Reallocation - 5/11/15 - Item #10.1D - Project # 5276	173,600
	Board Approved Reallocation - 5/11/15 - Item #10.1D - Project # 9970	(723,600)
(2)	Board Approved Reallocation - 11/9/15 - Item #9.2A - Project # 5270	(217,678)
	Board Approved Reallocation - 11/9/15 - Item #9.2A - Project # 5270	483,547
	Board Approved Reallocation - 11/9/15 - Item #9.2A - Project # 5271	(317,852)
	Board Approved Reallocation - 11/9/15 - Item #9.2A - Project # 5272	(2,700)
	Board Approved Reallocation - 11/9/15 - Item #9.2A - Project # 5273	(98,601)
	Board Approved Reallocation - 11/9/15 - Item #9.2A - Project # 5275	45,000
	Board Approved Reallocation - 11/9/15 - Item #9.2A - Project # 5278	108,284
(3)	Board Approved Reallocation - 2/22/16 - Item #9.5 K - Project # 5274	
	- Reallocation of funds (\$163,120) within in the project	
	Board Approved Reallocation - 2/22/16 - Item #9.5 K - Project # 5275	
	- Reallocation of funds (\$35,001) within in the project	
(4)	Board Approved Name change to Lucy Beckham HS - 2/22/16 - Item #9.4 M	
(5)	Board Approved Name change to Carolina Park ES - 2/22/16 - Item #9.4 N	
(6)	Board Approved Name change to Deer Park MS - 3/21/16 - Item #9.4 D	
(7)	Board Approved Reallocation - 7/11/16 - Item #8.1 - Project # 5270	(35,713)
	Board Approved Reallocation - 7/11/16 - Item #8.1 - Project # 5271	(300)
	Board Approved Reallocation - 7/11/16 - Item #8.1 - Project # 5272	(755)
	Board Approved Reallocation - 7/11/16 - Item #8.1 - Project # 5273	(1,200)
	Board Approved Reallocation - 7/11/16 - Item #8.1 - Project # 5274	(2,161)
	Board Approved Reallocation - 7/11/16 - Item #8.1 - Project # 5275	(5,116)
	Board Approved Reallocation - 7/11/16 - Item #8.1 - Project # 5278	(7,484)
	Board Approved Reallocation - 7/11/16 - Item #8.1 - Project # 9970	(1,993)
	Board Approved Reallocation - 7/11/16 - Item #8.1 - Project # 5272	54,722
(8)	Board Approved Reallocation - 8/22/16 - Item #9.3 - Project # 5212	12,200,000
	Board Approved Reallocation - 8/22/16 - Item #9.3 - Project # 5230	2,100,000
	Board Approved Reallocation - 8/22/16 - Item #9.3 - Project # 5269	5,000,000
	Board Approved Reallocation - 8/22/16 - Item #9.3 - Project # 5252	7,780,000
	Board Approved Reallocation - 8/22/16 - Item #9.3 - Project # 5268	1,000,000
	Excess Projected Revenues	(28,080,000)
(9)	Board Approved Reallocation - 10/24/16 - Item #9.4A - Project # 5270	(167,473)
	Board Approved Reallocation - 10/24/16 - Item #9.4A - Project # 5278	(144,637)
	Board Approved Reallocation - 10/24/16 - Item #9.4A - Project # 5270	10,000
	Board Approved Reallocation - 10/24/16 - Item #9.4A - Project # 5270	10,000
	Board Approved Reallocation - 10/24/16 - Item #9.4A - Project # 5272	27,473
	Board Approved Reallocation - 10/24/16 - Item #9.4A - Project # 5272	60,000
	Board Approved Reallocation - 10/24/16 - Item #9.4A - Project # 5273	20,000
	Board Approved Reallocation - 10/24/16 - Item #9.4A - Project # 5274	18,637
	Board Approved Reallocation - 10/24/16 - Item #9.4A - Project # 5274	70,000
	Board Approved Reallocation - 10/24/16 - Item #9.4A - Project # 5278	15,000
	Board Approved Reallocation - 10/24/16 - Item #9.4A - Project # 5278	30,000
	Board Approved Reallocation - 10/24/16 - Item #9.4A - Project # 5281	40,000
	Board Approved Reallocation - 10/24/16 - Item #9.4A - Project # 5282	11,000
(10)	Board Approved Reallocation - 1/23/17 - Item # 9.1E - Project # 5270	(28,000)
	Board Approved Reallocation - 1/23/17 - Item # 9.1E - Project # 5273	(23,624)
	Board Approved Reallocation - 1/23/17 - Item # 9.1E - Project # 5273	(6,576)
	Board Approved Reallocation - 1/23/17 - Item # 9.1E - Project # 5273	(7,310)
	Board Approved Reallocation - 1/23/17 - Item # 9.1E - Project # 5273	(20,000)
	Board Approved Reallocation - 1/23/17 - Item # 9.1E - Project # 5278	(3,300)
	Board Approved Reallocation - 1/23/17 - Item # 9.1E - Project # 5278	(12,500)

Project #	Working Budget	Expenditures Inception August-21	Projected Expenses To Go as of August-21	Notes	% Construction Completed	Anticipated Completion (mm/yy)	% Expended
NOTES: (cont.)							
Board Approved Reallocation - 1/23/17 - Item # 9.1E - Project # 5278	(53,000)						
Board Approved Reallocation - 1/23/17 - Item # 9.1E - Project # 5279	(21,685)						
Board Approved Reallocation - 1/23/17 - Item # 9.1E - Project # 5280	(7,055)						
Board Approved Reallocation - 1/23/17 - Item # 9.1E - Project # 5281	(8,647)						
Board Approved Reallocation - 1/23/17 - Item # 9.1E - Project # 5281	(325)						
Board Approved Reallocation - 1/23/17 - Item # 9.1E - Project # 5270	147,423						
Board Approved Reallocation - 1/23/17 - Item # 9.1E - Project # 5270	6,600						
Board Approved Reallocation - 1/23/17 - Item # 9.1E - Project # 5271	5,500						
Board Approved Reallocation - 1/23/17 - Item # 9.1E - Project # 5271	5,500						
Board Approved Reallocation - 1/23/17 - Item # 9.1E - Project # 5274	25,000						
Board Approved Reallocation - 1/23/17 - Item # 9.1E - Project # 5246	2,000						
(11) Board Approved Reallocation - 2/27/17 - Item # 8.1C - Project # 5281	(324)						
Board Approved Reallocation - 2/27/17 - Item # 8.1C - Project # 5281	(1,750)						
Board Approved Reallocation - 2/27/17 - Item # 8.1C - Project # 5281	(11,960)						
Board Approved Reallocation - 2/27/17 - Item # 8.1C - Project # 5272	14,034						
(12) Board Approved Reallocation - 6/26/17 - Item # 10.1F - Project # 5270	(496,560)						
Board Approved Reallocation - 6/26/17 - Item # 10.1F - Project # 5282	35,000						
Board Approved Reallocation - 6/26/17 - Item # 10.1F - Project # 5282	140,000						
Board Approved Reallocation - 6/26/17 - Item # 10.1F - Project # 5282	50,000						
Board Approved Reallocation - 6/26/17 - Item # 10.1F - Project # 5282	40,000						
Board Approved Reallocation - 6/26/17 - Item # 10.1F - Project # 5278	110,000						
Board Approved Reallocation - 6/26/17 - Item # 10.1F - Project # 5275	19,560						
Board Approved Reallocation - 6/26/17 - Item # 10.1F - Project # 5279	42,000						
Board Approved Reallocation - 6/26/17 - Item # 10.1F - Project # 5279	60,000						
(13) Board Approved Reallocation - 10/23/17 - Item # 9.3B - Project # 5270	(305,000)						
Board Approved Reallocation - 10/23/17 - Item # 9.3B - Project # 5274	215,000						
Board Approved Reallocation - 10/23/17 - Item # 9.3B - Project # 5281	90,000						
(14) Board Approved Reallocation - 11/27/17 - Item # 11.3 - Project # 5270	(378,000)						
Board Approved Reallocation - 11/27/17 - Item # 11.3 - Project # 5271	(71,000)						
Board Approved Reallocation - 11/27/17 - Item # 11.3 - Project # 5272	(34,663)						
Board Approved Reallocation - 11/27/17 - Item # 11.3 - Project # 5275	(200,000)						
Board Approved Reallocation - 11/27/17 - Item # 11.3 - Project # 5278	(12,319)						
Board Approved Reallocation - 11/27/17 - Item # 11.3 - Project # 5279	(5,000)						
Board Approved Reallocation - 11/27/17 - Item # 11.3 - Project # 5281	(11,222)						
Board Approved Reallocation - 11/27/17 - Item # 11.3 - Project # 5271	387,204						
Board Approved Reallocation - 11/27/17 - Item # 11.3 - Project # 5273	204,000						
Board Approved Reallocation - 11/27/17 - Item # 11.3 - Project # 5278	33,000						
Board Approved Reallocation - 11/27/17 - Item # 11.3 - Project # 5281	88,000						
(15) Board Approved Reallocation - 1/22/18 - Item # 11.1E - Project # 5271	(11,507)						
Board Approved Reallocation - 1/22/18 - Item # 11.1E - Project # 5272	(40,000)						
Board Approved Reallocation - 1/22/18 - Item # 11.1E - Project # 5272	(301)						
Board Approved Reallocation - 1/22/18 - Item # 11.1E - Project # 5273	(8,007)						
Board Approved Reallocation - 1/22/18 - Item # 11.1E - Project # 5274	(1,620)						
Board Approved Reallocation - 1/22/18 - Item # 11.1E - Project # 5275	(20,134)						
Board Approved Reallocation - 1/22/18 - Item # 11.1E - Project # 5275	(1,560)						
Board Approved Reallocation - 1/22/18 - Item # 11.1E - Project # 5278	(14,275)						
Board Approved Reallocation - 1/22/18 - Item # 11.1E - Project # 5279	(18,000)						
Board Approved Reallocation - 1/22/18 - Item # 11.1E - Project # 5279	(7,000)						
Board Approved Reallocation - 1/22/18 - Item # 11.1E - Project # 5281	(16,597)						
Board Approved Reallocation - 1/22/18 - Item # 11.1E - Project # 5281	(17,000)						
Board Approved Reallocation - 1/22/18 - Item # 11.1E - Project # 5281	(21,000)						
Board Approved Reallocation - 1/22/18 - Item # 11.1E - Project # 5281	(50,000)						
Board Approved Reallocation - 1/22/18 - Item # 11.1E - Project # 5282	(33,000)						
Board Approved Reallocation - 1/22/18 - Item # 11.1E - Project # 5282	(6,512)						
Board Approved Reallocation - 1/22/18 - Item # 11.1E - Project # 5282	(33,750)						
Board Approved Reallocation - 1/22/18 - Item # 11.1E - Project # 5282	(44,869)						
Board Approved Reallocation - 1/22/18 - Item # 11.1E - Project # 5270	345,132						
(16) Board Approved Reallocation - 2/26/18 - Item # 8.1C - Project # 5216	2,300,000						
Board Approved Reallocation - 2/26/18 - Item # 8.1C - Project # 5217	8,300,000						
Excess Projected Revenues	(10,600,000)						
(17) Board Approved Reallocation - 2/26/18 - Item # 8.1D - Project # 5246	(340,000)						
Board Approved Reallocation - 2/26/18 - Item # 8.1D - Project # 5278	130,000						
Board Approved Reallocation - 2/26/18 - Item # 8.1D - Project # 5270	210,000						
(18) Board Approved Reallocation - 4/23/18 - Item # XI A2 - Project # 5209	(1,585,691)						
Board Approved Reallocation - 4/23/18 - Item # XI A2 - Project # 5214	(333,836)						
Board Approved Reallocation - 4/23/18 - Item # XI A2 - Project # 5215	(16,646)						
Board Approved Reallocation - 4/23/18 - Item # XI A2 - Project # 5231	(529,314)						
Board Approved Reallocation - 4/23/18 - Item # XI A2 - Project # 5207	2,465,487						
(19) Board Approved Reallocation - 5/21/18 - Item # VI B1 - Project # 5271	(400)						
Board Approved Reallocation - 5/21/18 - Item # VI B1 - Project # 5271	(43,704)						
Board Approved Reallocation - 5/21/18 - Item # VI B1 - Project # 5271	(163,314)						
Board Approved Reallocation - 5/21/18 - Item # VI B1 - Project # 5271	(379)						

Project #	Working Budget	Expenditures Inception August-21	Projected Expenses To Go as of August-21	Notes	% Construction Completed	Anticipated Completion (mm/yy)	% Expended
NOTES: (cont.)							
Board Approved Reallocation - 5/21/18 - Item # VI B1 - Project # 5271	(176,909)						
Board Approved Reallocation - 5/21/18 - Item # VI B1 - Project # 5272	(20,000)						
Board Approved Reallocation - 5/21/18 - Item # VI B1 - Project # 5272	(233)						
Board Approved Reallocation - 5/21/18 - Item # VI B1 - Project # 5275	(25)						
Board Approved Reallocation - 5/21/18 - Item # VI B1 - Project # 5279	(6,045)						
Board Approved Reallocation - 5/21/18 - Item # VI B1 - Project # 5282	(3,122)						
Board Approved Reallocation - 5/21/18 - Item # VI B1 - Project # 5282	(14,742)						
Board Approved Reallocation - 5/21/18 - Item # VI B1 - Project # 5270	200,924						
Board Approved Reallocation - 5/21/18 - Item # VI B1 - Project # 5273	227,948						
(20) Board Approved Reallocation - 6/11/18 - Item # VI A - Project # 5230	4,930,808						
Excess Projected Revenues	(4,930,808)						
(21) Board Approved Reallocation - 7/16/18 - Item # VI A1 - Project # 5270	(27,000)						
Board Approved Reallocation - 7/16/18 - Item # VI A1 - Project # 5270	(130,000)						
Board Approved Reallocation - 7/16/18 - Item # VI A1 - Project # 5270	(318,234)						
Board Approved Reallocation - 7/16/18 - Item # VI A1 - Project # 5271	(45,000)						
Board Approved Reallocation - 7/16/18 - Item # VI A1 - Project # 5273	(26,411)						
Board Approved Reallocation - 7/16/18 - Item # VI A1 - Project # 5273	(5,847)						
Board Approved Reallocation - 7/16/18 - Item # VI A1 - Project # 5275	(10,266)						
Board Approved Reallocation - 7/16/18 - Item # VI A1 - Project # 5279	(500)						
Board Approved Reallocation - 7/16/18 - Item # VI A1 - Project # 5279	(7,182)						
Board Approved Reallocation - 7/16/18 - Item # VI A1 - Project # 5279	(5,000)						
Board Approved Reallocation - 7/16/18 - Item # VI A1 - Project # 5279	(10,000)						
Board Approved Reallocation - 7/16/18 - Item # VI A1 - Project # 5278	27,500						
Board Approved Reallocation - 7/16/18 - Item # VI A1 - Project # 5278	247,940						
Board Approved Reallocation - 7/16/18 - Item # VI A1 - Project # 5282	250,000						
Board Approved Reallocation - 7/16/18 - Item # VI A1 - Project # 5272	60,000						
(22) Board Approved Reallocation - 7/16/18 - Item # VI A2 - Project # 5212	9,712,578						
Board Approved Reallocation - 7/16/18 - Item # VI A2 - Project # 5208	9,100,000						
Board Approved Reallocation - 7/16/18 - Item # VI A2 - Project # 5213	9,000,000						
Board Approved Reallocation - 7/16/18 - Item # VI A2 - Project # 5252	1,104,521						
Excess Projected Revenues	(28,917,099)						
(23) Board Approved Reallocation - 8/27/18 - Item # 8B - Project # 5271	(20,000)						
Board Approved Reallocation - 8/27/18 - Item # 8B - Project # 5271	(40,000)						
Board Approved Reallocation - 8/27/18 - Item # 8B - Project # 5271	(26,371)						
Board Approved Reallocation - 8/27/18 - Item # 8B - Project # 5271	(95,132)						
Board Approved Reallocation - 8/27/18 - Item # 8B - Project # 5271	(17,856)						
Board Approved Reallocation - 8/27/18 - Item # 8B - Project # 5272	(15,779)						
Board Approved Reallocation - 8/27/18 - Item # 8B - Project # 5278	(11,500)						
Board Approved Reallocation - 8/27/18 - Item # 8B - Project # 5278	(3)						
Board Approved Reallocation - 8/27/18 - Item # 8B - Project # 5278	(22,714)						
Board Approved Reallocation - 8/27/18 - Item # 8B - Project # 5278	(1,150)						
Board Approved Reallocation - 8/27/18 - Item # 8B - Project # 5278	(1,684)						
Board Approved Reallocation - 8/27/18 - Item # 8B - Project # 5278	(3,722)						
Board Approved Reallocation - 8/27/18 - Item # 8B - Project # 5278	(2,287)						
Board Approved Reallocation - 8/27/18 - Item # 8B - Project # 5278	(1,215)						
Board Approved Reallocation - 8/27/18 - Item # 8B - Project # 5278	(1,150)						
Board Approved Reallocation - 8/27/18 - Item # 8B - Project # 5279	(70,000)						
Board Approved Reallocation - 8/27/18 - Item # 8B - Project # 5246	(11,883)						
Board Approved Reallocation - 8/27/18 - Item # 8B - Project # 5270	342,447						
(24) Board Approved Reallocation - 8/27/18 - Item # 8C - Project # 5271	(150,000)						
Board Approved Reallocation - 8/27/18 - Item # 8C - Project # 5274	150,000						
(25) Board Approved Reallocation - 9/24/18 - Item # 7A - Project # 5252	1,200,000						
Revenue - Sales of Old Laing MS	(993,507)						
Revenue - Town of Mt Pleasant (Coleman Blvd)	(206,493)						
(26) Board Approved Reallocation - 10/22/18 - Item # 9B - Project # 5278	(11,136)						
Board Approved Reallocation - 10/22/18 - Item # 9B - Project # 5273	(103)						
Board Approved Reallocation - 10/22/18 - Item # 9B - Project # 5270	(78,646)						
Board Approved Reallocation - 10/22/18 - Item # 9B - Project # 5271	(2,146)						
Board Approved Reallocation - 10/22/18 - Item # 9B - Project # 5271	(9,740)						
Board Approved Reallocation - 10/22/18 - Item # 9B - Project # 5271	(1,782)						
Board Approved Reallocation - 10/22/18 - Item # 9B - Project # 5278	(21,000)						
Board Approved Reallocation - 10/22/18 - Item # 9B - Project # 5274	103,553						
Board Approved Reallocation - 10/22/18 - Item # 9B - Project # 5281	21,000						
(27) Board Approved Reallocation - 11/26/18 - Item # 10B - Project # 5274	(66,442)						
Board Approved Reallocation - 11/26/18 - Item # 10B - Project # 5271	(160,977)						
Board Approved Reallocation - 11/26/18 - Item # 10B - Project # 5278	(9,478)						
Board Approved Reallocation - 11/26/18 - Item # 10B - Project # 5278	(32,934)						
Board Approved Reallocation - 11/26/18 - Item # 10B - Project # 5278	(8,318)						
Board Approved Reallocation - 11/26/18 - Item # 10B - Project # 5278	(25,958)						
Board Approved Reallocation - 11/26/18 - Item # 10B - Project # 5278	(84,781)						
Board Approved Reallocation - 11/26/18 - Item # 10B - Project # 5279	(8,278)						
Board Approved Reallocation - 11/26/18 - Item # 10B - Project # 5279	(5,781)						
Board Approved Reallocation - 11/26/18 - Item # 10B - Project # 5270	190,000						

Project #	Working Budget	Expenditures Inception August-21	Projected Expenses To Go as of August-21	Notes	% Construction Completed	Anticipated Completion (mm/yy)	% Expended
NOTES: (cont.)							
Board Approved Reallocation - 11/26/18 - Item # 10B - Project # 5270	167,210						
Board Approved Reallocation - 11/26/18 - Item # 10B - Project # 5270	716						
Board Approved Reallocation - 11/26/18 - Item # 10B - Project # 5272	26,421						
Board Approved Reallocation - 11/26/18 - Item # 10B - Project # 5275	6,200						
Board Approved Reallocation - 11/26/18 - Item # 10B - Project # 5275	6,200						
Board Approved Reallocation - 11/26/18 - Item # 10B - Project # 5275	6,200						
(28) Board Approved Reallocation - 2/25/19 - Item # 12D - Project # 5252	3,100,000						
Board Approved Reallocation - 2/25/19 - Item # 12D - Project # 5268	3,100,000						
Excess Projected Revenues	(6,200,000)						
(29) Board Approved Reallocation - 5/28/19 - Item # 12D - Project # 5289	1,432,000						
Board Approved Reallocation - 5/28/19 - Item # 12D - Project # 5292	(1,432,000)						
(30) Board Approved Reallocation - 5/28/19 - Item # 12E - Project # 5278	(319)						
Board Approved Reallocation - 5/28/19 - Item # 12E - Project # 5279	(4,920)						
Board Approved Reallocation - 5/28/19 - Item # 12E - Project # 5280	(24,287)						
Board Approved Reallocation - 5/28/19 - Item # 12E - Project # 5281	(309)						
Board Approved Reallocation - 5/28/19 - Item # 12E - Project # 5282	(12,290)						
Board Approved Reallocation - 5/28/19 - Item # 12E - Project # 5281	(10,220)						
Board Approved Reallocation - 5/28/19 - Item # 12E - Project # 5271	(15,000)						
Board Approved Reallocation - 5/28/19 - Item # 12E - Project # 5271	(6,000)						
Board Approved Reallocation - 5/28/19 - Item # 12E - Project # 5282	(65,934)						
Board Approved Reallocation - 5/28/19 - Item # 12E - Project # 5282	(50)						
Board Approved Reallocation - 5/28/19 - Item # 12E - Project # 5282	(40)						
Board Approved Reallocation - 5/28/19 - Item # 12E - Project # 5282	(40)						
Board Approved Reallocation - 5/28/19 - Item # 12E - Project # 5282	(50)						
Board Approved Reallocation - 5/28/19 - Item # 12E - Project # 5282	(16,073)						
Board Approved Reallocation - 5/28/19 - Item # 12E - Project # 5274	(27,479)						
Board Approved Reallocation - 5/28/19 - Item # 12E - Project # 5270	(5,623)						
Board Approved Reallocation - 5/28/19 - Item # 12E - Project # 5270	(101,729)						
Board Approved Reallocation - 5/28/19 - Item # 12E - Project # 5271	156,536						
Board Approved Reallocation - 5/28/19 - Item # 12E - Project # 5270	26,431						
Board Approved Reallocation - 5/28/19 - Item # 12E - Project # 5270	50,000						
Board Approved Reallocation - 5/28/19 - Item # 12E - Project # 5272	57,352						
Board Approved Reallocation - 5/28/19 - Item # 12E - Project # 5273	(1)						
Board Approved Reallocation - 5/28/19 - Item # 12E - Project # 5274	(15)						
Board Approved Reallocation - 5/28/19 - Item # 12E - Project # 5274	(10)						
Board Approved Reallocation - 5/28/19 - Item # 12E - Project # 9970	69						
(31) Board Approved Name change to James Simons Montessori School - 9/23/19 - Item #11A							
(32) Board Approved Name change to Murray-LaSaine Montessori School - 9/23/19 - Item #11B							
(33) Board Approved Name change to Cooper River Institute of Technology - 11/18/19 - Item #7D							
(34) Board Approved Reallocation - 11/28/19 - Item # 8A - Project # 5270	(170,000)						
Board Approved Reallocation - 11/28/19 - Item # 8A - Project # 5270	(74,612)						
Board Approved Reallocation - 11/28/19 - Item # 8A - Project # 5270	(15,000)						
Board Approved Reallocation - 11/28/19 - Item # 8A - Project # 5270	(18,288)						
Board Approved Reallocation - 11/28/19 - Item # 8A - Project # 5270	(86,415)						
Board Approved Reallocation - 11/28/19 - Item # 8A - Project # 5270	(41,396)						
Board Approved Reallocation - 11/28/19 - Item # 8A - Project # 5270	(107)						
Board Approved Reallocation - 11/28/19 - Item # 8A - Project # 5270	(12,931)						
Board Approved Reallocation - 11/28/19 - Item # 8A - Project # 5270	(10,053)						
Board Approved Reallocation - 11/28/19 - Item # 8A - Project # 5270	(12,265)						
Board Approved Reallocation - 11/28/19 - Item # 8A - Project # 5275	(56,514)						
Board Approved Reallocation - 11/28/19 - Item # 8A - Project # 5275	(56,364)						
Board Approved Reallocation - 11/28/19 - Item # 8A - Project # 5272	(25,227)						
Board Approved Reallocation - 11/28/19 - Item # 8A - Project # 5272	(329)						
Board Approved Reallocation - 11/28/19 - Item # 8A - Project # 5272	(938)						
Board Approved Reallocation - 11/28/19 - Item # 8A - Project # 5272	(70)						
Board Approved Reallocation - 11/28/19 - Item # 8A - Project # 5278	(1,176)						
Board Approved Reallocation - 11/28/19 - Item # 8A - Project # 5278	(1,220)						
Board Approved Reallocation - 11/28/19 - Item # 8A - Project # 5274	(35,513)						
Board Approved Reallocation - 11/28/19 - Item # 8A - Project # 5274	(5,392)						
Board Approved Reallocation - 11/28/19 - Item # 8A - Project # 5274	(342)						
Board Approved Reallocation - 11/28/19 - Item # 8A - Project # 5271	(123,848)						
Board Approved Reallocation - 11/28/19 - Item # 8A - Project # 5271	(112,327)						
Board Approved Reallocation - 11/28/19 - Item # 8A - Project # 5271	(42,264)						
Board Approved Reallocation - 11/28/19 - Item # 8A - Project # 5282	(149)						
Board Approved Reallocation - 11/28/19 - Item # 8A - Project # 5282	(3,582)						
Board Approved Reallocation - 11/28/19 - Item # 8A - Project # 5282	(51,838)						
Board Approved Reallocation - 11/28/19 - Item # 8A - Project # 5279	(1,428)						
Board Approved Reallocation - 11/28/19 - Item # 8A - Project # 5279	(3,700)						
Board Approved Reallocation - 11/28/19 - Item # 8A - Project # 5279	(500)						
Board Approved Reallocation - 11/28/19 - Item # 8A - Project # 5279	(10,000)						
Board Approved Reallocation - 11/28/19 - Item # 8A - Project # 5279	(52,739)						
Board Approved Reallocation - 11/28/19 - Item # 8A - Project # 5270	260,000						
Board Approved Reallocation - 11/28/19 - Item # 8A - Project # 5270	42,900						
Board Approved Reallocation - 11/28/19 - Item # 8A - Project # 5270	90,000						

Project #	Working Budget	Expenditures Inception August-21	Projected Expenses To Go as of August-21	Notes	% Construction Completed	Anticipated Completion (mm/yy)	% Expended
NOTES: (cont.)							
Board Approved Reallocation - 11/28/19 - Item # 8A - Project # 5270	56,364						
Board Approved Reallocation - 11/28/19 - Item # 8A - Project # 5275	369,486						
Board Approved Reallocation - 11/28/19 - Item # 8A - Project # 5272	10,000						
Board Approved Reallocation - 11/28/19 - Item # 8A - Project # 5272	15,000						
Board Approved Reallocation - 11/28/19 - Item # 8A - Project # 5271	2,500						
Board Approved Reallocation - 11/28/19 - Item # 8A - Project # 5282	133,500						
Board Approved Reallocation - 11/28/19 - Item # 8A - Project # 5279	20,000						
Board Approved Reallocation - 11/28/19 - Item # 8A - Project # 5279	529						
Board Approved Reallocation - 11/28/19 - Item # 8A - Project # 5279	1,447						
Board Approved Reallocation - 11/28/19 - Item # 8A - Project # 5274	24,801						
(35) Board Approved Name change to Malcolm C. Hursey Montessori School - 10/28/19 - Item #12F							
(36) Board Approved Reallocation - 12/16/19 - Item # 10F - Project # 5269	3,200,000						
Board Approved Reallocation - 12/16/19 - Item # 10F - Project # 5232	3,600,000						
Board Approved Reallocation - 12/16/19 - Item # 10F - Project # 5270	1,783,619						
Board Approved Reallocation - 12/16/19 - Item # 10F - Project # 5270	2,000,000						
Board Approved Reallocation - 12/16/19 - Item # 10F - Project # 5270	4,216,381						
Excess Projected Revenues	(14,800,000)						
(37) Board Approved Reallocation - 3/23/20 - Item # 6B - Project # 5271	(1,250)						
Board Approved Reallocation - 3/23/20 - Item # 6B - Project # 5271	(1,250)						
Board Approved Reallocation - 3/23/20 - Item # 6B - Project # 5271	(1,875)						
Board Approved Reallocation - 3/23/20 - Item # 6B - Project # 5271	(6,650)						
Board Approved Reallocation - 3/23/20 - Item # 6B - Project # 5274	(9,221)						
Board Approved Reallocation - 3/23/20 - Item # 6B - Project # 5278	(3,625)						
Board Approved Reallocation - 3/23/20 - Item # 6B - Project # 5282	(1,358)						
Board Approved Reallocation - 3/23/20 - Item # 6B - Project # 5270	(19,134)						
Board Approved Reallocation - 3/23/20 - Item # 6B - Project # 5270	(9,923)						
Board Approved Reallocation - 3/23/20 - Item # 6B - Project # 5279	(1,785)						
Board Approved Reallocation - 3/23/20 - Item # 6B - Project # 5279	(150)						
Board Approved Reallocation - 3/23/20 - Item # 6B - Project # 5279	(1,814)						
Board Approved Reallocation - 3/23/20 - Item # 6B - Project # 5279	(1,590)						
Board Approved Reallocation - 3/23/20 - Item # 6B - Project # 5272	(2,140)						
Board Approved Reallocation - 3/23/20 - Item # 6B - Project # 5270	51,765						
Board Approved Reallocation - 3/23/20 - Item # 6B - Project # 5270	10,000						
(38) Board Approved Reallocation - 4/27/20 - Item # 8D - Project # 5209	(500,000)						
Board Approved Reallocation - 4/27/20 - Item # 8D - Project # 5207	(1,700,000)						
Board Approved Reallocation - 4/27/20 - Item # 8D - Project # 5213	(961,967)						
Board Approved Reallocation - 4/27/20 - Item # 8D - Project # 5237	(2,000,000)						
Board Approved Reallocation - 4/27/20 - Item # 8D - Project # 5212	4,754,967						
Board Approved Reallocation - 4/27/20 - Item # 8D - Project # 5268	407,000						
(39) Board Approved Reallocation - 6/22/20 - Item # 7C - Project # 5270	(675,000)						
Board Approved Reallocation - 6/22/20 - Item # 7C - Project # 5271	675,000						
(40) Board Approved Reallocation - 10/26/20 - Item # 9C - Project # 5232	1,883,610						
Revenue - Proceeds from Sale of Archer ES	(1,883,610)						
(41) Board Approved Reallocation - 10/26/20 - Item # 9D - Project # 5207	(500,000)						
Board Approved Reallocation - 10/26/20 - Item # 9D - Project # 5208	(1,000,000)						
Board Approved Reallocation - 10/26/20 - Item # 9D - Project # 5230	(1,000,000)						
Board Approved Reallocation - 10/26/20 - Item # 9D - Project # 5231	(9,222)						
Board Approved Reallocation - 10/26/20 - Item # 9D - Project # 5237	(840,778)						
Board Approved Reallocation - 10/26/20 - Item # 9D - Project # 5212	2,350,000						
Board Approved Reallocation - 10/26/20 - Item # 9D - Project # 5233	1,000,000						
(42) Board Approved Reallocation - 12/14/20 - Item # 8A - Project # 5270	(1,574)						
Board Approved Reallocation - 12/14/20 - Item # 8A - Project # 5270	(1,948)						
Board Approved Reallocation - 12/14/20 - Item # 8A - Project # 5270	(79)						
Board Approved Reallocation - 12/14/20 - Item # 8A - Project # 5271	(115)						
Board Approved Reallocation - 12/14/20 - Item # 8A - Project # 5271	(500)						
Board Approved Reallocation - 12/14/20 - Item # 8A - Project # 5272	(3,436)						
Board Approved Reallocation - 12/14/20 - Item # 8A - Project # 5272	(5,681)						
Board Approved Reallocation - 12/14/20 - Item # 8A - Project # 5272	(12,735)						
Board Approved Reallocation - 12/14/20 - Item # 8A - Project # 5275	(6,200)						
Board Approved Reallocation - 12/14/20 - Item # 8A - Project # 5275	(38,105)						
Board Approved Reallocation - 12/14/20 - Item # 8A - Project # 5275	(35)						
Board Approved Reallocation - 12/14/20 - Item # 8A - Project # 5282	(38,530)						
Board Approved Reallocation - 12/14/20 - Item # 8A - Project # 5282	(87,793)						
Board Approved Reallocation - 12/14/20 - Item # 8A - Project # 5270	196,732						
(43) Board Approved Reallocation - 12/14/20 - Item # 8B - Project # 5208	(550,336)						
Board Approved Reallocation - 12/14/20 - Item # 8B - Project # 5213	(2,110,261)						
Board Approved Reallocation - 12/14/20 - Item # 8B - Project # 5217	(614,975)						
Board Approved Reallocation - 12/14/20 - Item # 8B - Project # 5237	(809,428)						
Board Approved Reallocation - 12/14/20 - Item # 8B - Project # 5238	3,900,000						
Board Approved Reallocation - 12/14/20 - Item # 8B - Project # 5268	185,000						

Project #	Working Budget	Expenditures Inception August-21	Projected Expenses To Go as of August-21	Notes	% Construction Completed	Anticipated Completion (mm/yy)	% Expended
NOTES: (cont.)							
(44) Board Approved Reallocation - 7/19/21 - Item # 7B - Project # 5270	(1,151)						
Board Approved Reallocation - 7/19/21 - Item # 7B - Project # 5270	(120,000)						
Board Approved Reallocation - 7/19/21 - Item # 7B - Project # 5270	(50,000)						
Board Approved Reallocation - 7/19/21 - Item # 7B - Project # 5270	(17,001)						
Board Approved Reallocation - 7/19/21 - Item # 7B - Project # 5270	(5,600)						
Board Approved Reallocation - 7/19/21 - Item # 7B - Project # 5271	(22,166)						
Board Approved Reallocation - 7/19/21 - Item # 7B - Project # 5271	(132,723)						
Board Approved Reallocation - 7/19/21 - Item # 7B - Project # 5271	(20,000)						
Board Approved Reallocation - 7/19/21 - Item # 7B - Project # 5271	(12,782)						
Board Approved Reallocation - 7/19/21 - Item # 7B - Project # 5300	(113,019)						
Board Approved Reallocation - 7/19/21 - Item # 7B - Project # 5300	(21,848)						
Board Approved Reallocation - 7/19/21 - Item # 7B - Project # 5300	(79,435)						
Board Approved Reallocation - 7/19/21 - Item # 7B - Project # 5300	(21,900)						
Board Approved Reallocation - 7/19/21 - Item # 7B - Project # 5300	(67,022)						
Board Approved Reallocation - 7/19/21 - Item # 7B - Project # 5279	(40,000)						
Board Approved Reallocation - 7/19/21 - Item # 7B - Project # 5279	(11,412)						
Board Approved Reallocation - 7/19/21 - Item # 7B - Project # 5282	(8,751)						
Board Approved Reallocation - 7/19/21 - Item # 7B - Project # 5270	29,106						
Board Approved Reallocation - 7/19/21 - Item # 7B - Project # 5271	451,281						
Board Approved Reallocation - 7/19/21 - Item # 7B - Project # 5272	264,422						

## **2017-2022 Phase IV Capital Program Citizens Oversight Steering Committee II**

**November 9, 2021**

### **Status**

#### Stoney Field Improvements:

Project scope is divided into two (2) phases. Phase I (selective demolition and surcharging the athletic field) is completed. Phase II consists of installing a new synthetic turf, replacing the existing scoreboard and providing an asphalt track with a synthetic track finish coat which CCSD and the City of Charleston have agreed to share costs. Phase II work is progressing for completion prior to the end of the year. The retaining walls (sheet piles) are complete, the field turf is installed, track asphalt is complete, and irrigation & landscaping continue. The synthetic track coating is ongoing and scheduled to complete mid-December. Scoreboard installation is scheduled to start in November and be complete by November 30<sup>th</sup>. Currently projecting substantial completion of all work by mid-December 2021.

#### James Island Charter HS CTE & Competition Gym:

The CTE Addition construction was bid & awarded (to include the building pad for the Competition Gym) to MB Kahn Construction. The Competition Gym portion of the project was postponed due to COVID-19 revenue/funding concerns but was later approved by the Board to proceed. The Gymnasium addition was negotiated with the General Contractor and added to their scope. An early temporary portables package was completed, and the Charter is using these facilities in the interim until the new additions are complete. Construction is ongoing with slabs, CMU masonry, steel and decking complete at both the CTE and Gym. Brick, cast stone and roofing are complete at the CTE and nearing completion on the Gym. Mechanical and electrical rough ins above ceiling are nearly complete at the CTE and inspections are scheduled for later this month. Rough ins at the Gym are ongoing and nearing completion. Site utilities are complete and permanent power is now available. Substantial Completion for the CTE portion is on schedule for late January 2022. This date was impacted due to delays related to unforeseen utility and soils issues encountered during start-up activities. Substantial Completion for the Gym is on schedule to complete March 2022

---

Haut Gap MS:

The General Contractor continues to make substantial progress on the Haut Gap MS addition. Mechanical, electrical, plumbing and fire protection contractors are fully engaged and preparing for the overhead inspection with the Office of School Facilities which is scheduled for mid-November. Fire alarm and data cabling are being pulled, permanent power is established, and mechanical units are ready to start running conditioned air. Ceiling grid and lights are being installed and painting is underway. Exterior brick veneer is nearly complete, and windows are ready to be installed. The project is on schedule for the new addition to be complete and ready for occupancy by January 2022.

Mitchell ES Phase II:

The Mitchell Phase II project scope includes work that was out of scope and over budget for Phase I of the school's renovation. Additional budget and scope was approved that include the following: Replacement of classroom ceiling and light fixtures, mechanical room and miscellaneous doors and hardware replacements, replacing existing hollow metal windows, clinic and admin area bathroom upgrades, new casework in clinic and media center office, exterior and stairwell lighting, and exterior fencing (pending B.A.R. review and approval). Team is currently in the design phase of work with construction scheduled to take place and complete during the Summer Break of 2022.

Advance Design for Replacement for Lincoln High/Middle School:  
Awaiting jurisdictional approvals.

D3 Bus Lot: CCSD looking at new location options.

**COMPLETED PROJECTS**

Mitchell Phase I

Baptist Hill – CTE Addition & Renovations

CCSD EOC Expansion

West Ashley Area CAS:

Dunston ES:

C E Williams MS:

Camp Road MS:

Lucy Beckham HS:

---



Moultrie Middle School (Exploratory) Expansion:

Cooper River CAS:

D4 Regional Stadium:

D2 Regional Stadium:

New Carolina Park ES:

St. James-Santee:

Simons 3<sup>rd</sup> Floor Up fit:

Murray LaSaine:

District 4 Land (Deer Park):

Burns:

District 4 Land (Deer Park):



## WEBSITE UPDATES

<https://www.ccsdschools.com/Page/214>

---


3820 Faber Place Drive  
Suite 600  
North Charleston, SC 29405  
Phone 843.203.2900  
Fax 843.760.6880  
[www.ccorpusa.com](http://www.ccorpusa.com)

## Stoney Field Improvements



3820 Faber Place Drive  
Suite 600  
North Charleston, SC 29405  
Phone 843.203.2900  
Fax 843.760.6880  
[www.ccorpusa.com](http://www.ccorpusa.com)

## Stoney Field Improvements



3820 Faber Place Drive  
Suite 600  
North Charleston, SC 29405  
Phone 843.203.2900  
Fax 843.760.6880  
[www.ccorpUSA.com](http://www.ccorpUSA.com)

### James Island Charter HS CTE & Competition Gym





3820 Faber Place Drive  
Suite 600  
North Charleston, SC 29405  
Phone 843.203.2900  
Fax 843.760.6880  
[www.ccorpusa.com](http://www.ccorpusa.com)

## James Island Charter HS CTE & Competition Gym



3820 Faber Place Drive  
Suite 600  
North Charleston, SC 29405  
Phone 843.203.2900  
Fax 843.760.6880  
[www.ccorpUSA.com](http://www.ccorpUSA.com)

## Haut Gap MS



3820 Faber Place Drive  
Suite 600  
North Charleston, SC 29405  
Phone 843.203.2900  
Fax 843.760.6880  
[www.ccorpusa.com](http://www.ccorpusa.com)

## Haut Gap MS







## **2023-2028 Phase V Capital Program Citizens Oversight Steering Committee II**

**November 9, 2021**

### **Status**

#### **WAVE 1 2021 - 2024**

##### Hursey Montessori

Scope: Design and construction of a new 120,000sf Hursey Montessori school for 600 students in 3K through 8<sup>th</sup> grade on the existing Ron McNair Campus.

The existing Ron McNair Elementary School has been demolished and the site has been cleared. Red Iron Architects and their design team are fully engaged in completing construction documents for the new building. The District is in the process of soliciting a Request for Qualifications for General Contractors. This selection process is scheduled to be complete by mid-November in preparation for the release of bid documents in December 2021. Construction is slated to begin in February 2022. The project is on schedule for occupancy August 2023.

##### Ladson Elementary:

Scope: Design and construction of a new 110,000sf building for 900 students in First through Fifth grades on the existing Ladson Elementary Campus.

The project has been awarded to SMHa with Craig Gaulden Davis Architects as their design partner. The project is currently in the Pre-Design and Due-Diligence Phase. The Design Team is meeting with school and district staff to confirm the program requirements and develop the master plan for the site. The project is on schedule for occupancy August 2024.

##### D9 Elementary:

Scope: Design and construction of a new 600-student elementary school in Pre-K through Fifth grade on John's Island.

The solicitation for a Request for Qualifications for a Design-Build Team is underway. The selection process is scheduled to be complete by December 2021. The project is on schedule for occupancy August 2024.





### Early College High School:

Scope: Design and construction of a new 60,000sf support building for Early College High School at the existing Fraser Campus. The new facility is programmed to include science labs, AVID classrooms, project labs, a multipurpose room, and administrative offices.

The project has been awarded to Liollo Architecture and is currently in the Pre-Design and Due-Diligence Phase. The Design Team is meeting with the school and district staff to confirm program requirements and develop a master plan for the site. The project is on schedule for occupancy August 2024.

### District Wide Building Improvements:

#### Wando HS Band Room Renovations

Scope: Design and construction of an expansion to the existing band room.

The project has been awarded to Clancy+Wells. Final construction documents have been submitted to the Office of School Facilities for permitting. Construction is scheduled to begin January 2022. The project is on schedule for occupancy August 2022.

#### North Charleston HS Front Office & Cafeteria Renovations

Scope: Relocate the main entrance and office to Montague Avenue and expand the cafeteria.

The project has been awarded to Studio Architects and is under design. The project is on schedule for occupancy August 2023.

#### Ashley River Creative Arts Gym Restroom Renovations

Scope: Renovate the existing gym restrooms and locker rooms.

The project has been awarded to Glick Boehm & Associates and is under design. The project is on schedule for occupancy August 2023.

#### West Ashley HS Orchestra Storage Upgrade

Scope: Add instrument and sheet music storage to the orchestra room.

The project is on schedule for to be complete August 2022.

#### Charleston Charter Math & Science Classroom and Bathroom renovations

Scope: Add water to 3 classrooms for use as science classrooms and renovate the existing gym locker rooms and restrooms.

The project has been awarded to Thomas & Denzinger Architects. The project is on schedule for occupancy August 2023.



### District Wide Athletic Improvements:

#### Baptist Hill HS Weight Room

Scope: Design and construction of an expansion to the existing weight room.

The project has been awarded to AAG Architects and is under design. The project is on schedule for occupancy August 2022.

#### St. John's HS City Park Improvements

Scope: A 3-phase project to make improvements to the St. John's City Park athletic facilities to support the St. John's HS Athletic Department.

The project has been awarded to Studio Architects and is under design. Phase I is on schedule for completion January 2023.

#### West Ashley HS Wrestling Room and Storage Addition

Scope: Renovate the existing gym restrooms and locker rooms.

The project has been awarded to Thomas & Denzinger Architects and is under design. The project is on schedule for occupancy August 2023.

#### Military Magnet Athletic Room Addition

Scope: Expand the existing weight room.

The project has been awarded to AAG Architects and is under design. The project is on schedule for occupancy August 2023.

### District Wide Paving Improvements:

#### Pepperhill ES Bus Entrance Addition

Scope: Design and construction of a new bus entrance and fire lane.

The project has been awarded to Reveer Group and is under design. The project is on schedule to be complete August 2023.

#### Murray LaSaine Extend Car Loop

Scope: Design and construction of an extended car loop to create additional car stacking on site.

The project has been awarded to Forsberg Engineering & Surveying and is under design. The project is on schedule to be complete August 2023.

#### Belle Hall ES Bus Parking Addition

Scope: Design and construction of 75 parking spaces for staff members.



The project has been awarded to Seamon Whiteside & Associates and is under design. The project is on schedule to be complete August 2022.

E.B. Ellington ES Parking Addition

Scope: Design and construction of 25 parking spaces.

The project has been awarded to Reveer Group and is under design. The project is on schedule to be complete August 2023.

Mamie P. Whitesides ES Extend Car Loop

Scope: Design and construction of an expansion to the car loop to increase car stacking on site.

The project has been awarded to Forsberg Engineering & Surveying and is under design. The project is on schedule to be complete August 2022.

Mary Ford Early Learning & Family Center Extend Car Loop

Scope: Design and construction of an expansion to the car loop to increase car stacking on site.

The project has been awarded to Reveer Group and is under design. The project is on schedule to be complete August 2023.

East Cooper Montessori Extend Car Loop and Fire Lane

Scope: Design and construction of a new fire lane and an expansion to the car stacking loop.

The project has been awarded to John Ciccarelli Architect and is under design. The project is on schedule to be complete August 2023.

Academic Magnet HS Parking Addition

Scope: Design and construction to convert an existing gravel parking lot into an asphalt parking lot.

The project has been awarded to Forsberg Engineering & Surveying and is under design. The project is on schedule to be complete August 2023.

**WEBSITE UPDATES**

***<https://www.ccsdschools.com/Page/214>***