

Friday, October 7, 2022 - 2:00 – 3:30 p.m.

Contact for Questions: Shanikqua Johnson/566-1975

<https://ccsdschools.zoom.us/j/82345255691?pwd=SU5CSVBpWHUxeTI3djA4RkMzeW1SZz09>

I.	Welcome	
II.	Old Business	
III.	New Business	Action <input checked="" type="checkbox"/> Information
IV.	Communications & Marketing	Action <input checked="" type="checkbox"/> Information
V.	Financial Reports <ul style="list-style-type: none"> Capital Projects PFM 	Action <input checked="" type="checkbox"/> Information
VI.	Department Reports <ul style="list-style-type: none"> Jasmeen Shaw – Capital Steve Hamer - Facilities Management Tom Nawrocki – Information Technology 	Action <input checked="" type="checkbox"/> Information
VII.	Once Around	Action <input checked="" type="checkbox"/> Information
VIII.	Adjourn	

CAPITAL PROGRAM
2017 - 2022 CAPITAL PROGRAM PHASE IV
One Cent Sales Tax Extension
July 31, 2022

Project #		Working Budget	Expenditures Inception July-22	Projected Expenses To Go as of July-22	Notes	% Construction Completed	Anticipated Completion (mm/yy)	% Expended
CAPITAL BUILDING PROJECTS								
5206	* DISTRICT 4 LAND	6,436,500	6,384,883	51,617	(6)	100%	Complete	99%
5207	* BURNS ES	24,895,559	24,840,144	55,415	(38), (41)	100%	Complete	100%
5208	* ^ C E WILLIAMS MS	50,391,398	48,917,615	1,473,807	(22), (41), (43)	100%	Complete	97%
5209	* ^ NEW CAROLINA PARK ES (SEWEE ACADEMY)	37,282,141	37,266,645	15,496	(5), (38)	100%	Complete	100%
5210	* NEW CAS @ WEST ASHLEY	40,763,723	35,972,715	4,791,008		100%	Sep-21	88%
5212	* NEW LUCY GARRETT BECKHAM HS (EAST COOPER HS)	108,212,885	99,929,189	8,284,046	(22), (38), (41), (48)	94%	Sep-23	92%
5213	* NEW CAMP ROAD MS (FT JOHNSON MS)	46,977,892	44,723,204	2,254,687	(22), (38), (43)	100%	Complete	95%
5214	* JAMES SIMONS MONTESSORI SCHOOL UPFIT	2,041,164	2,041,164	0	(31)	100%	Complete	100%
5215	* MURRAY LA-SAINE MONTESSORI SCHOOL UPFIT	937,354	937,354	0	(32)	100%	Complete	100%
5216	* ^ DISTRICT 2 STADIUM	15,796,913	14,964,252	832,684	(16)	100%	Complete	95%
5217	* DISTRICT 4 STADIUM	21,241,111	20,889,579	351,532	(16), (43)	100%	Complete	98%
5230	* DUNSTON ES	27,420,068	27,082,302	337,766	(8), (20), (41)	100%	Complete	99%
5231	* ST JAMES SANTEE	1,848,099	1,848,099	(0)	(41)	100%	Complete	100%
5232	* ^ MITCHELL ES	12,622,252	9,653,715	2,968,646	(36), (40)	80%	Sep-22	76%
5233	* HAUT GAP MS (EXPANSION)	8,790,952	7,675,225	1,115,727	(41)	100%	Feb-22	87%
5234	* NEW CAROLINA BAY ES (ADVANCE DESIGN)	1,431,981	0	1,431,981		0%	TBD	0%
5235	* NEW DISTRICT 20 MS (ADVANCE DESIGN)	1,431,981	0	1,431,981		0%	TBD	0%
5236	* BAPTIST HILL (CTE)	8,496,420	7,241,802	1,254,618		100%	Aug-21	85%
5237	* NEW COOPER RIVER CENTER for ADVANCED STUDIES	37,113,517	34,910,458	2,209,060	(33), (38), (41), (43)	100%	Complete	94%
5238	* ^ JAMES ISLAND CHARTER HS	25,262,483	22,241,176	3,021,307	(43)	99%	Aug-22	88%
5240	* LINCOLN HS	477,327	245,587	231,740		51%	TBD	51%
5252	* ^ MOULTRIE MS	12,640,966	11,115,009	1,525,957	(8), (22), (25), (28)	100%	Complete	88%
5268	* ^ STONEY FIELD	4,803,704	4,487,731	315,973	(8), (28), (38), (43)	99%	Jun-22	93%
5269	* HURSEY MONTESSORI SCHOOL	8,062,018	315,587	7,746,431	(8), (35), (36)	4%	Complete	4%
5305	* MORNINGSIDE MS (ADVANCE DESIGN)	1,306,359	0	1,306,359	(49)	0%	TBD	0%
5241	* CMFEE - CUMMING 2017-2022 EARLY OUT	2,478,900	2	2		N/A	N/A	N/A
5297	* CMFEE - CUMMING 2017-2022 CONTRACT	20,294,987	19,443,294	851,693		N/A	N/A	96%
	Adjustment to Contract (projects not started)	0	0	0		N/A	N/A	#DIV/0!
Total Capital Building Projects		529,458,653	485,605,625	43,859,533				
CAPITAL MAINTENANCE PROJECTS								
5270	HVAC	57,906,135	52,793,015	5,113,120	(2), (7), (9), (10), (12), (13), (14), (15), (17), (19), (21), (23), (26), (27), (30), (34), (36), (37), (39), (42), (44), (45), (46), (51)		Dec-22	91%
5271	ROOFING	24,035,798	19,776,792	4,259,006	(1), (2), (7), (10), (14), (15), (19), (21), (23), (24), (26), (27), (30), (34), (37), (39), (42), (44), (45), (46), (51)		Dec-22	82%
5272	PLUMBING & RESTROOMS	2,588,514	2,409,338	179,176	(2), (7), (9), (11), (14), (15), (19), (21), (23), (27), (30), (34), (37), (42), (44), (51)		Dec-22	93%
5273	EXTERIOR ENCLOSURE	1,604,117	1,604,118	(0)	(2), (7), (9), (10), (14), (15), (19), (21), (26), (30)		Dec-22	100%
5274	^ PARKING LOTS & SIDEWALKS	1,496,770	1,496,770	(0)	(3), (7), (9), (10), (13), (15), (24), (26), (27), (30), (34), (37)		Dec-22	100%
5275	ELECTRICAL	1,057,779	675,929	381,850	(2), (3), (7), (12), (14), (15), (19), (21), (27), (34), (42), (46)		Dec-22	64%
5278	PAINTING	2,645,528	2,645,529	0	(2), (7), (9), (10), (12), (14), (15), (17), (21), (23), (26), (27), (30), (34), (37)		Dec-22	100%
5279	DOORS & HARDWARE	3,885,227	2,877,310	1,022,917	(10), (12), (14), (15), (19), (21), (23), (27), (34), (37), (44), (45)		Dec-22	74%
5280	ELEVATORS	79,286	79,286	0	(10)		Dec-22	100%
5281	FLOORING	2,643,437	1,509,953	1,133,482	(9), (10), (11), (13), (14), (15), (26), (30), (46), (51)		Dec-22	57%
5282	FIRE SPRINKLERS & ALARMS	2,336,509	2,336,510	0	(9), (12), (15), (19), (21), (30), (34), (37), (42), (44), (51)		Dec-22	100%
5300	KITCHEN EQUIPMENT	983,613	979,165	4,448	(44), (45), (51)		Dec-22	100%
5276	* CMFEE - CUMMING 2017-2022 EARLY OUT	505,487	505,488	(0)	(1)	N/A	N/A	N/A
5298	* CMFEE - CUMMING 2017-2022 CONTRACT	9,750,115	8,517,442	1,232,673		N/A	N/A	N/A
	Adjustment to Contract (projects not started)	0	0	0		N/A	N/A	N/A
5246	FM PROJECT MANAGEMENT	5,555,682	4,106,510	1,536,530	(10), (17), (23)	N/A	N/A	N/A
Total Capital Maintenance Projects		117,073,997	102,313,155	14,863,202				
TECHNOLOGY REPLACEMENTS & UPGRADES PROJECTS								
5285	TECHNOLOGY INFRASTRUCTURE	5,134,000	4,129,689	1,004,311			Dec-22	80%
5286	CLASSROOM DISPLAY SOFTWARE REPLACEMENTS	470,000	265,032	204,968			Dec-22	56%
5287	PROJECTOR/BULB REPLACEMENT	50,000	46,957	3,043			Dec-22	94%
5288	DOCUMENT CAMERA REPLACEMENTS	145,000	36,325	108,675			Dec-22	25%
5289	CLASSROOM DISPLAY TECHNOLOGY REPLACEMENTS	12,236,349	11,884,964	351,385	(29)		Dec-22	97%
5290	REPLACE END OF LIFE PRINTERS	300,000	213,657	86,343			Dec-22	71%
5291	TEACHER LAPTOP REPLACEMENTS	3,342,970	2,242,532	1,100,438	(50)		Dec-22	67%
5292	STUDENT MOBILE DEVICES-UPGRADES & REPLACEMENTS	10,383,712	7,999,584	2,384,128	(29), (50)		Dec-22	77%
5293	TECHNOLOGY BACKFILL	505,000	385,790	138,628			Dec-22	76%
5294	TECH PROJECT MANAGEMENT	1,328,478	934,165	402,789	(47)		Dec-22	70%
5295	PROJECT CONTINGENCY	114,058	0	114,058	(47)		Dec-22	0%
Total Technology Replacements & Upgrades Projects		34,009,567	28,138,695	5,898,766				
TOTAL CAPITAL PROJECTS		680,542,217	616,057,475	64,621,500				

Project #		Working Budget	Expenditures Inception July-22	Projected Expenses To Go as of July-22	Notes	% Construction Completed	Anticipated Completion (mm/yy)	% Expended
	PROGRAM CONTINGENCY / MANAGEMENT							
5242	PROGRAM MANAGEMENT OFFICE (PMO)	3,363,006	2,993,445	425,527				
5243	CAPITAL PROJECTS ACCOUNTING	1,355,991	1,168,023	208,971				
5244	CONSTRUCTION PROCUREMENT	1,003,879	905,080	114,491				
5245	IT PROJECT MANAGEMENT	1,787,356	1,557,413	242,531				
5599	BOND FUND ADMIN	929,554	929,205	349				
9971	PROGRAM CONTINGENCY - BAN - FUND #584	3,674	0	3,674				
9970	PROGRAM CONTINGENCY - BAN - FUND #585	6,348,325	0	6,348,325	(7), (30)			
	Total Program Contingency / Management	14,791,785	7,553,166	7,343,869				
	TOTAL 2017 - 2022 CAPITAL PROGRAM	695,334,002	623,610,641	71,965,369				

* Board Approved Early Out Funding: \$24.5M BAN2015 (\$22.5M Capital Building; \$2M Capital Maintenance). Authorized budgets loaded

* Board Approved Early Out Funding: \$32.7M BAN2016 (\$29.2M Capital Building; \$3,437,217M Capital Maintenance; \$62,783 Program Contingency). Authorized budgets loaded

^ District 2 Stadium, \$6,040,827; Carolina Park ES, \$253,832; Moultrie MS, \$1,200,000; CE Williams MS, \$659,000; Mitchell ES, \$1,883,610; Stoney Field, \$521,233; Parking Lots & Sidewalks, \$147,931, JICHS \$1,500,000 - non-OCST funding source

NOTES:

- (1) Board Approved Reallocation - 5/11/15 - Item #10.1D - Project # 5271 550,000
Board Approved Reallocation - 5/11/15 - Item #10.1D - Project # 5276 173,600
Board Approved Reallocation - 5/11/15 - Item #10.1D - Project # 9970 (723,600)
- (2) Board Approved Reallocation - 11/9/15 - Item #9.2A - Project # 5270 (217,678)
Board Approved Reallocation - 11/9/15 - Item #9.2A - Project # 5270 483,547
Board Approved Reallocation - 11/9/15 - Item #9.2A - Project # 5271 (317,852)
Board Approved Reallocation - 11/9/15 - Item #9.2A - Project # 5272 (2,700)
Board Approved Reallocation - 11/9/15 - Item #9.2A - Project # 5273 (98,601)
Board Approved Reallocation - 11/9/15 - Item #9.2A - Project # 5275 45,000
Board Approved Reallocation - 11/9/15 - Item #9.2A - Project # 5278 108,284
- (3) Board Approved Reallocation - 2/22/16 - Item #9.5 K - Project # 5274
- Reallocation of funds (\$163,120) within the project
Board Approved Reallocation - 2/22/16 - Item #9.5 K - Project # 5275
- Reallocation of funds (\$35,001) within the project
- (4) Board Approved Name change to Lucy Beckham HS - 2/22/16 - Item #9.4 M
- (5) Board Approved Name change to Carolina Park ES - 2/22/16 - Item #9.4 N
- (6) Board Approved Name change to Deer Park MS - 3/21/16 - Item #9.4 D
- (7) Board Approved Reallocation - 7/11/16 - Item #8.1 - Project # 5270 (35,713)
Board Approved Reallocation - 7/11/16 - Item #8.1 - Project # 5271 (300)
Board Approved Reallocation - 7/11/16 - Item #8.1 - Project # 5272 (755)
Board Approved Reallocation - 7/11/16 - Item #8.1 - Project # 5273 (1,200)
Board Approved Reallocation - 7/11/16 - Item #8.1 - Project # 5274 (2,161)
Board Approved Reallocation - 7/11/16 - Item #8.1 - Project # 5275 (5,116)
Board Approved Reallocation - 7/11/16 - Item #8.1 - Project # 5278 (7,484)
Board Approved Reallocation - 7/11/16 - Item #8.1 - Project # 9970 (1,993)
Board Approved Reallocation - 7/11/16 - Item #8.1 - Project # 5272 54,722
- (8) Board Approved Reallocation - 8/22/16 - Item #9.3 - Project # 5212 12,200,000
Board Approved Reallocation - 8/22/16 - Item #9.3 - Project # 5230 2,100,000
Board Approved Reallocation - 8/22/16 - Item #9.3 - Project # 5269 5,000,000
Board Approved Reallocation - 8/22/16 - Item #9.3 - Project # 5252 7,780,000
Board Approved Reallocation - 8/22/16 - Item #9.3 - Project # 5268 1,000,000
Excess Projected Revenues (28,080,000)
- (9) Board Approved Reallocation - 10/24/16 - Item #9.4A - Project # 5270 (167,473)
Board Approved Reallocation - 10/24/16 - Item #9.4A - Project # 5278 (144,637)
Board Approved Reallocation - 10/24/16 - Item #9.4A - Project # 5270 10,000
Board Approved Reallocation - 10/24/16 - Item #9.4A - Project # 5270 10,000
Board Approved Reallocation - 10/24/16 - Item #9.4A - Project # 5272 27,473
Board Approved Reallocation - 10/24/16 - Item #9.4A - Project # 5272 60,000
Board Approved Reallocation - 10/24/16 - Item #9.4A - Project # 5273 20,000
Board Approved Reallocation - 10/24/16 - Item #9.4A - Project # 5274 18,637
Board Approved Reallocation - 10/24/16 - Item #9.4A - Project # 5274 70,000
Board Approved Reallocation - 10/24/16 - Item #9.4A - Project # 5278 15,000
Board Approved Reallocation - 10/24/16 - Item #9.4A - Project # 5278 30,000
Board Approved Reallocation - 10/24/16 - Item #9.4A - Project # 5281 40,000
Board Approved Reallocation - 10/24/16 - Item #9.4A - Project # 5282 11,000
- (10) Board Approved Reallocation - 1/23/17 - Item # 9.1E - Project # 5270 (28,000)
Board Approved Reallocation - 1/23/17 - Item # 9.1E - Project # 5273 (23,624)
Board Approved Reallocation - 1/23/17 - Item # 9.1E - Project # 5273 (6,576)
Board Approved Reallocation - 1/23/17 - Item # 9.1E - Project # 5273 (7,310)
Board Approved Reallocation - 1/23/17 - Item # 9.1E - Project # 5273 (20,000)
Board Approved Reallocation - 1/23/17 - Item # 9.1E - Project # 5278 (3,300)
Board Approved Reallocation - 1/23/17 - Item # 9.1E - Project # 5278 (12,500)
Board Approved Reallocation - 1/23/17 - Item # 9.1E - Project # 5278 (53,000)
Board Approved Reallocation - 1/23/17 - Item # 9.1E - Project # 5279 (21,685)
Board Approved Reallocation - 1/23/17 - Item # 9.1E - Project # 5280 (7,055)
Board Approved Reallocation - 1/23/17 - Item # 9.1E - Project # 5281 (8,647)

Project #	Working Budget	Expenditures Inception July-22	Projected Expenses To Go as of July-22	Notes	% Construction Completed	Anticipated Completion (mm/yy)	% Expended
NOTES: (cont.)							
Board Approved Reallocation - 1/23/17 - Item # 9.1E - Project # 5281	(325)						
Board Approved Reallocation - 1/23/17 - Item # 9.1E - Project # 5270	147,423						
Board Approved Reallocation - 1/23/17 - Item # 9.1E - Project # 5270	6,600						
Board Approved Reallocation - 1/23/17 - Item # 9.1E - Project # 5271	5,500						
Board Approved Reallocation - 1/23/17 - Item # 9.1E - Project # 5271	5,500						
Board Approved Reallocation - 1/23/17 - Item # 9.1E - Project # 5274	25,000						
Board Approved Reallocation - 1/23/17 - Item # 9.1E - Project # 5246	2,000						
(11) Board Approved Reallocation - 2/27/17 - Item # 8.1C - Project # 5281	(324)						
Board Approved Reallocation - 2/27/17 - Item # 8.1C - Project # 5281	(1,750)						
Board Approved Reallocation - 2/27/17 - Item # 8.1C - Project # 5281	(11,960)						
Board Approved Reallocation - 2/27/17 - Item # 8.1C - Project # 5272	14,034						
(12) Board Approved Reallocation - 6/26/17 - Item # 10.1F - Project # 5270	(496,560)						
Board Approved Reallocation - 6/26/17 - Item # 10.1F - Project # 5282	35,000						
Board Approved Reallocation - 6/26/17 - Item # 10.1F - Project # 5282	140,000						
Board Approved Reallocation - 6/26/17 - Item # 10.1F - Project # 5282	50,000						
Board Approved Reallocation - 6/26/17 - Item # 10.1F - Project # 5282	40,000						
Board Approved Reallocation - 6/26/17 - Item # 10.1F - Project # 5278	110,000						
Board Approved Reallocation - 6/26/17 - Item # 10.1F - Project # 5275	19,560						
Board Approved Reallocation - 6/26/17 - Item # 10.1F - Project # 5279	42,000						
Board Approved Reallocation - 6/26/17 - Item # 10.1F - Project # 5279	60,000						
(13) Board Approved Reallocation - 10/23/17 - Item # 9.3B - Project # 5270	(305,000)						
Board Approved Reallocation - 10/23/17 - Item # 9.3B - Project # 5274	215,000						
Board Approved Reallocation - 10/23/17 - Item # 9.3B - Project # 5281	90,000						
(14) Board Approved Reallocation - 11/27/17 - Item # 11.3 - Project # 5270	(378,000)						
Board Approved Reallocation - 11/27/17 - Item # 11.3 - Project # 5271	(71,000)						
Board Approved Reallocation - 11/27/17 - Item # 11.3 - Project # 5272	(34,663)						
Board Approved Reallocation - 11/27/17 - Item # 11.3 - Project # 5275	(200,000)						
Board Approved Reallocation - 11/27/17 - Item # 11.3 - Project # 5278	(12,319)						
Board Approved Reallocation - 11/27/17 - Item # 11.3 - Project # 5279	(5,000)						
Board Approved Reallocation - 11/27/17 - Item # 11.3 - Project # 5281	(11,222)						
Board Approved Reallocation - 11/27/17 - Item # 11.3 - Project # 5271	387,204						
Board Approved Reallocation - 11/27/17 - Item # 11.3 - Project # 5273	204,000						
Board Approved Reallocation - 11/27/17 - Item # 11.3 - Project # 5278	33,000						
Board Approved Reallocation - 11/27/17 - Item # 11.3 - Project # 5281	88,000						
(15) Board Approved Reallocation - 1/22/18 - Item # 11.1E - Project # 5271	(11,507)						
Board Approved Reallocation - 1/22/18 - Item # 11.1E - Project # 5272	(40,000)						
Board Approved Reallocation - 1/22/18 - Item # 11.1E - Project # 5272	(301)						
Board Approved Reallocation - 1/22/18 - Item # 11.1E - Project # 5273	(8,007)						
Board Approved Reallocation - 1/22/18 - Item # 11.1E - Project # 5274	(1,620)						
Board Approved Reallocation - 1/22/18 - Item # 11.1E - Project # 5275	(20,134)						
Board Approved Reallocation - 1/22/18 - Item # 11.1E - Project # 5275	(1,560)						
Board Approved Reallocation - 1/22/18 - Item # 11.1E - Project # 5278	(14,275)						
Board Approved Reallocation - 1/22/18 - Item # 11.1E - Project # 5279	(18,000)						
Board Approved Reallocation - 1/22/18 - Item # 11.1E - Project # 5279	(7,000)						
Board Approved Reallocation - 1/22/18 - Item # 11.1E - Project # 5281	(16,597)						
Board Approved Reallocation - 1/22/18 - Item # 11.1E - Project # 5281	(17,000)						
Board Approved Reallocation - 1/22/18 - Item # 11.1E - Project # 5281	(21,000)						
Board Approved Reallocation - 1/22/18 - Item # 11.1E - Project # 5281	(50,000)						
Board Approved Reallocation - 1/22/18 - Item # 11.1E - Project # 5282	(33,000)						
Board Approved Reallocation - 1/22/18 - Item # 11.1E - Project # 5282	(6,512)						
Board Approved Reallocation - 1/22/18 - Item # 11.1E - Project # 5282	(33,750)						
Board Approved Reallocation - 1/22/18 - Item # 11.1E - Project # 5282	(44,869)						
Board Approved Reallocation - 1/22/18 - Item # 11.1E - Project # 5270	345,132						
(16) Board Approved Reallocation - 2/26/18 - Item # 8.1C - Project # 5216	2,300,000						
Board Approved Reallocation - 2/26/18 - Item # 8.1C - Project # 5217	8,300,000						
Excess Projected Revenues	(10,600,000)						
(17) Board Approved Reallocation - 2/26/18 - Item # 8.1D - Project # 5246	(340,000)						
Board Approved Reallocation - 2/26/18 - Item # 8.1D - Project # 5278	130,000						
Board Approved Reallocation - 2/26/18 - Item # 8.1D - Project # 5270	210,000						
(18) Board Approved Reallocation - 4/23/18 - Item # XI A2 - Project # 5209	(1,585,691)						
Board Approved Reallocation - 4/23/18 - Item # XI A2 - Project # 5214	(333,836)						
Board Approved Reallocation - 4/23/18 - Item # XI A2 - Project # 5215	(16,646)						
Board Approved Reallocation - 4/23/18 - Item # XI A2 - Project # 5231	(529,314)						
Board Approved Reallocation - 4/23/18 - Item # XI A2 - Project # 5207	2,465,487						
(19) Board Approved Reallocation - 5/21/18 - Item # VI B1 - Project # 5271	(400)						
Board Approved Reallocation - 5/21/18 - Item # VI B1 - Project # 5271	(43,704)						
Board Approved Reallocation - 5/21/18 - Item # VI B1 - Project # 5271	(163,314)						
Board Approved Reallocation - 5/21/18 - Item # VI B1 - Project # 5271	(379)						
Board Approved Reallocation - 5/21/18 - Item # VI B1 - Project # 5271	(176,909)						
Board Approved Reallocation - 5/21/18 - Item # VI B1 - Project # 5272	(20,000)						
Board Approved Reallocation - 5/21/18 - Item # VI B1 - Project # 5272	(233)						
Board Approved Reallocation - 5/21/18 - Item # VI B1 - Project # 5275	(25)						
Board Approved Reallocation - 5/21/18 - Item # VI B1 - Project # 5279	(6,045)						
Board Approved Reallocation - 5/21/18 - Item # VI B1 - Project # 5282	(3,122)						
Board Approved Reallocation - 5/21/18 - Item # VI B1 - Project # 5282	(14,742)						

Project #	Working Budget	Expenditures Inception July-22	Projected Expenses To Go as of July-22	Notes	% Construction Completed	Anticipated Completion (mm/yy)	% Expended
NOTES: (cont.)							
(20)	Board Approved Reallocation - 5/21/18 - Item # VI B1 - Project # 5270	200,924					
	Board Approved Reallocation - 5/21/18 - Item # VI B1 - Project # 5273	227,948					
						</	

Project #	Working Budget	Expenditures Inception July-22	Projected Expenses To Go as of July-22	Notes	% Construction Completed	Anticipated Completion (mm/yy)	% Expended
NOTES: (cont.)							
(29) Board Approved Reallocation - 5/28/19 - Item # 12D - Project # 5289	1,432,000						
Board Approved Reallocation - 5/28/19 - Item # 12D - Project # 5292	(1,432,000)						
(30) Board Approved Reallocation - 5/28/19 - Item # 12E - Project # 5278	(319)						
Board Approved Reallocation - 5/28/19 - Item # 12E - Project # 5279	(4,920)						
Board Approved Reallocation - 5/28/19 - Item # 12E - Project # 5280	(24,287)						
Board Approved Reallocation - 5/28/19 - Item # 12E - Project # 5281	(309)						
Board Approved Reallocation - 5/28/19 - Item # 12E - Project # 5282	(12,290)						
Board Approved Reallocation - 5/28/19 - Item # 12E - Project # 5281	(10,220)						
Board Approved Reallocation - 5/28/19 - Item # 12E - Project # 5271	(15,000)						
Board Approved Reallocation - 5/28/19 - Item # 12E - Project # 5271	(6,000)						
Board Approved Reallocation - 5/28/19 - Item # 12E - Project # 5282	(65,934)						
Board Approved Reallocation - 5/28/19 - Item # 12E - Project # 5282	(50)						
Board Approved Reallocation - 5/28/19 - Item # 12E - Project # 5282	(40)						
Board Approved Reallocation - 5/28/19 - Item # 12E - Project # 5282	(40)						
Board Approved Reallocation - 5/28/19 - Item # 12E - Project # 5282	(50)						
Board Approved Reallocation - 5/28/19 - Item # 12E - Project # 5282	(16,073)						
Board Approved Reallocation - 5/28/19 - Item # 12E - Project # 5274	(27,479)						
Board Approved Reallocation - 5/28/19 - Item # 12E - Project # 5270	(5,623)						
Board Approved Reallocation - 5/28/19 - Item # 12E - Project # 5270	(101,729)						
Board Approved Reallocation - 5/28/19 - Item # 12E - Project # 5271	156,536						
Board Approved Reallocation - 5/28/19 - Item # 12E - Project # 5270	26,431						
Board Approved Reallocation - 5/28/19 - Item # 12E - Project # 5270	50,000						
Board Approved Reallocation - 5/28/19 - Item # 12E - Project # 5272	57,352						
Board Approved Reallocation - 5/28/19 - Item # 12E - Project # 5273	(1)						
Board Approved Reallocation - 5/28/19 - Item # 12E - Project # 5274	(15)						
Board Approved Reallocation - 5/28/19 - Item # 12E - Project # 5274	(10)						
Board Approved Reallocation - 5/28/19 - Item # 12E - Project # 9970	69						
(31) Board Approved Name change to James Simons Montessori School - 9/23/19 - Item #11A							
(32) Board Approved Name change to Murray-LaSaine Montessori School - 9/23/19 - Item #11B							
(33) Board Approved Name change to Cooper River Institute of Technology - 11/18/19 - Item #7D							
(34) Board Approved Reallocation - 11/28/19 - Item # 8A - Project # 5270	(170,000)						
Board Approved Reallocation - 11/28/19 - Item # 8A - Project # 5270	(74,612)						
Board Approved Reallocation - 11/28/19 - Item # 8A - Project # 5270	(15,000)						
Board Approved Reallocation - 11/28/19 - Item # 8A - Project # 5270	(18,288)						
Board Approved Reallocation - 11/28/19 - Item # 8A - Project # 5270	(86,415)						
Board Approved Reallocation - 11/28/19 - Item # 8A - Project # 5270	(41,396)						
Board Approved Reallocation - 11/28/19 - Item # 8A - Project # 5270	(107)						
Board Approved Reallocation - 11/28/19 - Item # 8A - Project # 5270	(12,931)						
Board Approved Reallocation - 11/28/19 - Item # 8A - Project # 5270	(10,053)						
Board Approved Reallocation - 11/28/19 - Item # 8A - Project # 5270	(12,265)						
Board Approved Reallocation - 11/28/19 - Item # 8A - Project # 5275	(56,514)						
Board Approved Reallocation - 11/28/19 - Item # 8A - Project # 5275	(56,364)						
Board Approved Reallocation - 11/28/19 - Item # 8A - Project # 5272	(25,227)						
Board Approved Reallocation - 11/28/19 - Item # 8A - Project # 5272	(329)						
Board Approved Reallocation - 11/28/19 - Item # 8A - Project # 5272	(938)						
Board Approved Reallocation - 11/28/19 - Item # 8A - Project # 5272	(70)						
Board Approved Reallocation - 11/28/19 - Item # 8A - Project # 5278	(1,176)						
Board Approved Reallocation - 11/28/19 - Item # 8A - Project # 5278	(1,220)						
Board Approved Reallocation - 11/28/19 - Item # 8A - Project # 5274	(35,513)						
Board Approved Reallocation - 11/28/19 - Item # 8A - Project # 5274	(5,392)						
Board Approved Reallocation - 11/28/19 - Item # 8A - Project # 5274	(342)						
Board Approved Reallocation - 11/28/19 - Item # 8A - Project # 5271	(123,848)						
Board Approved Reallocation - 11/28/19 - Item # 8A - Project # 5271	(112,327)						
Board Approved Reallocation - 11/28/19 - Item # 8A - Project # 5271	(42,264)						
Board Approved Reallocation - 11/28/19 - Item # 8A - Project # 5282	(149)						
Board Approved Reallocation - 11/28/19 - Item # 8A - Project # 5282	(3,582)						
Board Approved Reallocation - 11/28/19 - Item # 8A - Project # 5282	(51,838)						
Board Approved Reallocation - 11/28/19 - Item # 8A - Project # 5279	(1,428)						
Board Approved Reallocation - 11/28/19 - Item # 8A - Project # 5279	(3,700)						
Board Approved Reallocation - 11/28/19 - Item # 8A - Project # 5279	(500)						
Board Approved Reallocation - 11/28/19 - Item # 8A - Project # 5279	(10,000)						
Board Approved Reallocation - 11/28/19 - Item # 8A - Project # 5279	(52,739)						
Board Approved Reallocation - 11/28/19 - Item # 8A - Project # 5270	260,000						
Board Approved Reallocation - 11/28/19 - Item # 8A - Project # 5270	42,900						
Board Approved Reallocation - 11/28/19 - Item # 8A - Project # 5270	90,000						
Board Approved Reallocation - 11/28/19 - Item # 8A - Project # 5270	56,364						
Board Approved Reallocation - 11/28/19 - Item # 8A - Project # 5275	369,486						
Board Approved Reallocation - 11/28/19 - Item # 8A - Project # 5272	10,000						
Board Approved Reallocation - 11/28/19 - Item # 8A - Project # 5272	15,000						
Board Approved Reallocation - 11/28/19 - Item # 8A - Project # 5271	2,500						
Board Approved Reallocation - 11/28/19 - Item # 8A - Project # 5282	133,500						
Board Approved Reallocation - 11/28/19 - Item # 8A - Project # 5279	20,000						
Board Approved Reallocation - 11/28/19 - Item # 8A - Project # 5279	529						
Board Approved Reallocation - 11/28/19 - Item # 8A - Project # 5279	1,447						
Board Approved Reallocation - 11/28/19 - Item # 8A - Project # 5274	24,801						
(35) Board Approved Name change to Malcolm C. Hursey Montessori School - 10/28/19 - Item #12F							

Project #	Working Budget	Expenditures Inception July-22	Projected Expenses To Go as of July-22	Notes	% Construction Completed	Anticipated Completion (mm/yy)	% Expended
NOTES: (cont.)							
(36) Board Approved Reallocation - 12/16/19 - Item # 10F - Project # 5269	3,200,000						
Board Approved Reallocation - 12/16/19 - Item # 10F - Project # 5232	3,600,000						
Board Approved Reallocation - 12/16/19 - Item # 10F - Project # 5270	1,783,619						
Board Approved Reallocation - 12/16/19 - Item # 10F - Project # 5270	2,000,000						
Board Approved Reallocation - 12/16/19 - Item # 10F - Project # 5270	4,216,381						
Excess Projected Revenues	(14,800,000)						
(37) Board Approved Reallocation - 3/23/20 - Item # 6B - Project # 5271	(1,250)						
Board Approved Reallocation - 3/23/20 - Item # 6B - Project # 5271	(1,250)						
Board Approved Reallocation - 3/23/20 - Item # 6B - Project # 5271	(1,875)						
Board Approved Reallocation - 3/23/20 - Item # 6B - Project # 5271	(6,650)						
Board Approved Reallocation - 3/23/20 - Item # 6B - Project # 5274	(9,221)						
Board Approved Reallocation - 3/23/20 - Item # 6B - Project # 5278	(3,625)						
Board Approved Reallocation - 3/23/20 - Item # 6B - Project # 5282	(1,358)						
Board Approved Reallocation - 3/23/20 - Item # 6B - Project # 5270	(19,134)						
Board Approved Reallocation - 3/23/20 - Item # 6B - Project # 5270	(9,923)						
Board Approved Reallocation - 3/23/20 - Item # 6B - Project # 5279	(1,785)						
Board Approved Reallocation - 3/23/20 - Item # 6B - Project # 5279	(150)						
Board Approved Reallocation - 3/23/20 - Item # 6B - Project # 5279	(1,814)						
Board Approved Reallocation - 3/23/20 - Item # 6B - Project # 5279	(1,590)						
Board Approved Reallocation - 3/23/20 - Item # 6B - Project # 5272	(2,140)						
Board Approved Reallocation - 3/23/20 - Item # 6B - Project # 5270	51,765						
Board Approved Reallocation - 3/23/20 - Item # 6B - Project # 5270	10,000						
(38) Board Approved Reallocation - 4/27/20 - Item # 8D - Project # 5209	(500,000)						
Board Approved Reallocation - 4/27/20 - Item # 8D - Project # 5207	(1,700,000)						
Board Approved Reallocation - 4/27/20 - Item # 8D - Project # 5213	(961,967)						
Board Approved Reallocation - 4/27/20 - Item # 8D - Project # 5237	(2,000,000)						
Board Approved Reallocation - 4/27/20 - Item # 8D - Project # 5212	4,754,967						
Board Approved Reallocation - 4/27/20 - Item # 8D - Project # 5268	407,000						
(39) Board Approved Reallocation - 6/22/20 - Item # 7C - Project # 5270	(675,000)						
Board Approved Reallocation - 6/22/20 - Item # 7C - Project # 5271	675,000						
(40) Board Approved Reallocation - 10/26/20 - Item # 9C - Project # 5232	1,883,610						
Revenue - Proceeds from Sale of Archer ES	(1,883,610)						
(41) Board Approved Reallocation - 10/26/20 - Item # 9D - Project # 5207	(500,000)						
Board Approved Reallocation - 10/26/20 - Item # 9D - Project # 5208	(1,000,000)						
Board Approved Reallocation - 10/26/20 - Item # 9D - Project # 5230	(1,000,000)						
Board Approved Reallocation - 10/26/20 - Item # 9D - Project # 5231	(9,222)						
Board Approved Reallocation - 10/26/20 - Item # 9D - Project # 5237	(840,778)						
Board Approved Reallocation - 10/26/20 - Item # 9D - Project # 5212	2,350,000						
Board Approved Reallocation - 10/26/20 - Item # 9D - Project # 5233	1,000,000						
(42) Board Approved Reallocation - 12/14/20 - Item # 8A - Project # 5270	(1,574)						
Board Approved Reallocation - 12/14/20 - Item # 8A - Project # 5270	(1,948)						
Board Approved Reallocation - 12/14/20 - Item # 8A - Project # 5270	(79)						
Board Approved Reallocation - 12/14/20 - Item # 8A - Project # 5271	(115)						
Board Approved Reallocation - 12/14/20 - Item # 8A - Project # 5271	(500)						
Board Approved Reallocation - 12/14/20 - Item # 8A - Project # 5272	(3,436)						
Board Approved Reallocation - 12/14/20 - Item # 8A - Project # 5272	(5,681)						
Board Approved Reallocation - 12/14/20 - Item # 8A - Project # 5272	(12,735)						
Board Approved Reallocation - 12/14/20 - Item # 8A - Project # 5275	(6,200)						
Board Approved Reallocation - 12/14/20 - Item # 8A - Project # 5275	(38,105)						
Board Approved Reallocation - 12/14/20 - Item # 8A - Project # 5275	(35)						
Board Approved Reallocation - 12/14/20 - Item # 8A - Project # 5282	(38,530)						
Board Approved Reallocation - 12/14/20 - Item # 8A - Project # 5282	(87,793)						
Board Approved Reallocation - 12/14/20 - Item # 8A - Project # 5270	196,732						
(43) Board Approved Reallocation - 12/14/20 - Item # 8B - Project # 5208	(550,336)						
Board Approved Reallocation - 12/14/20 - Item # 8B - Project # 5213	(2,110,261)						
Board Approved Reallocation - 12/14/20 - Item # 8B - Project # 5217	(614,975)						
Board Approved Reallocation - 12/14/20 - Item # 8B - Project # 5237	(809,428)						
Board Approved Reallocation - 12/14/20 - Item # 8B - Project # 5238	3,900,000						
Board Approved Reallocation - 12/14/20 - Item # 8B - Project # 5268	185,000						
(44) Board Approved Reallocation - 7/19/21 - Item # 7B - Project # 5270	(1,151)						
Board Approved Reallocation - 7/19/21 - Item # 7B - Project # 5270	(120,000)						
Board Approved Reallocation - 7/19/21 - Item # 7B - Project # 5270	(50,000)						
Board Approved Reallocation - 7/19/21 - Item # 7B - Project # 5270	(17,001)						
Board Approved Reallocation - 7/19/21 - Item # 7B - Project # 5270	(5,600)						
Board Approved Reallocation - 7/19/21 - Item # 7B - Project # 5271	(22,166)						
Board Approved Reallocation - 7/19/21 - Item # 7B - Project # 5271	(132,723)						
Board Approved Reallocation - 7/19/21 - Item # 7B - Project # 5271	(20,000)						
Board Approved Reallocation - 7/19/21 - Item # 7B - Project # 5271	(12,782)						
Board Approved Reallocation - 7/19/21 - Item # 7B - Project # 5300	(113,019)						
Board Approved Reallocation - 7/19/21 - Item # 7B - Project # 5300	(21,848)						
Board Approved Reallocation - 7/19/21 - Item # 7B - Project # 5300	(79,435)						
Board Approved Reallocation - 7/19/21 - Item # 7B - Project # 5300	(21,900)						
Board Approved Reallocation - 7/19/21 - Item # 7B - Project # 5300	(67,022)						
Board Approved Reallocation - 7/19/21 - Item # 7B - Project # 5279	(40,000)						
Board Approved Reallocation - 7/19/21 - Item # 7B - Project # 5279	(11,412)						

Project #	Working Budget	Expenditures Inception July-22	Projected Expenses To Go as of July-22	Notes	% Construction Completed	Anticipated Completion (mm/yy)	% Expended
NOTES: (cont.)							
			(8,751)				
			29,106				
			451,281				
			264,422				
(45)			(53,951)				
			(40,000)				
			(62,987)				
			(5)				
			(4,672)				
			(2,533)				
			(50,000)				
			(200)				
			(20,000)				
			(20,000)				
			(8,844)				
			(3,018)				
			(9,999)				
			(5,903)				
			(10,000)				
			292,112				
(46)			624,000				
			5,752,000				
			400,000				
			1,224,000				
			(8,000,000)				
(47)			165,000				
			(165,000)				
(48)			2,172,244				
			(2,172,244)				
(49)			1,500,000				
			(1,500,000)				
(50)			(1,675,000)				
			1,675,000				
(51)			(49,692)				
			(25,784)				
			(16,449)				
			(25,000)				
			(28)				
			(23,008)				
			(23,359)				
			(18,500)				
			(9,139)				
			(4,570)				
			(5,555)				
			(451)				
			(93,746)				
			(32,920)				
			(100,000)				
			1,295				
			32,959				
			348,896				
			45,089				



Phase IV (2017-2022) Capital Program

Citizens Oversight Steering Committee II

October 2022

PFM Financial Advisors
LLC

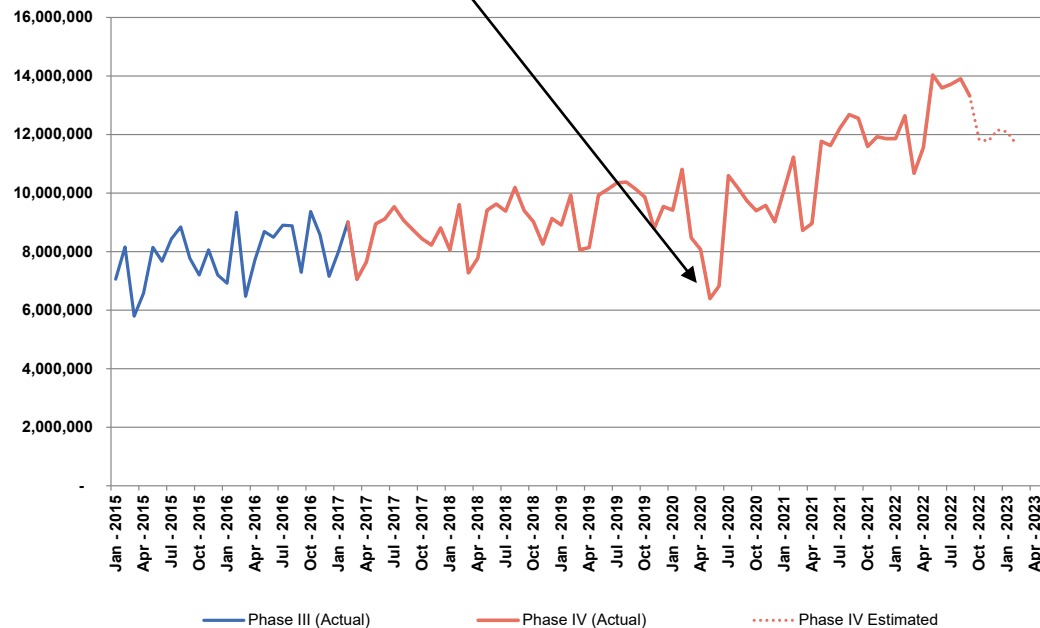
200 S. Orange Ave.
Suite 760
Orlando, FL 32801

407.648.2208
pfm.com



Sales Tax Revenue Scenario

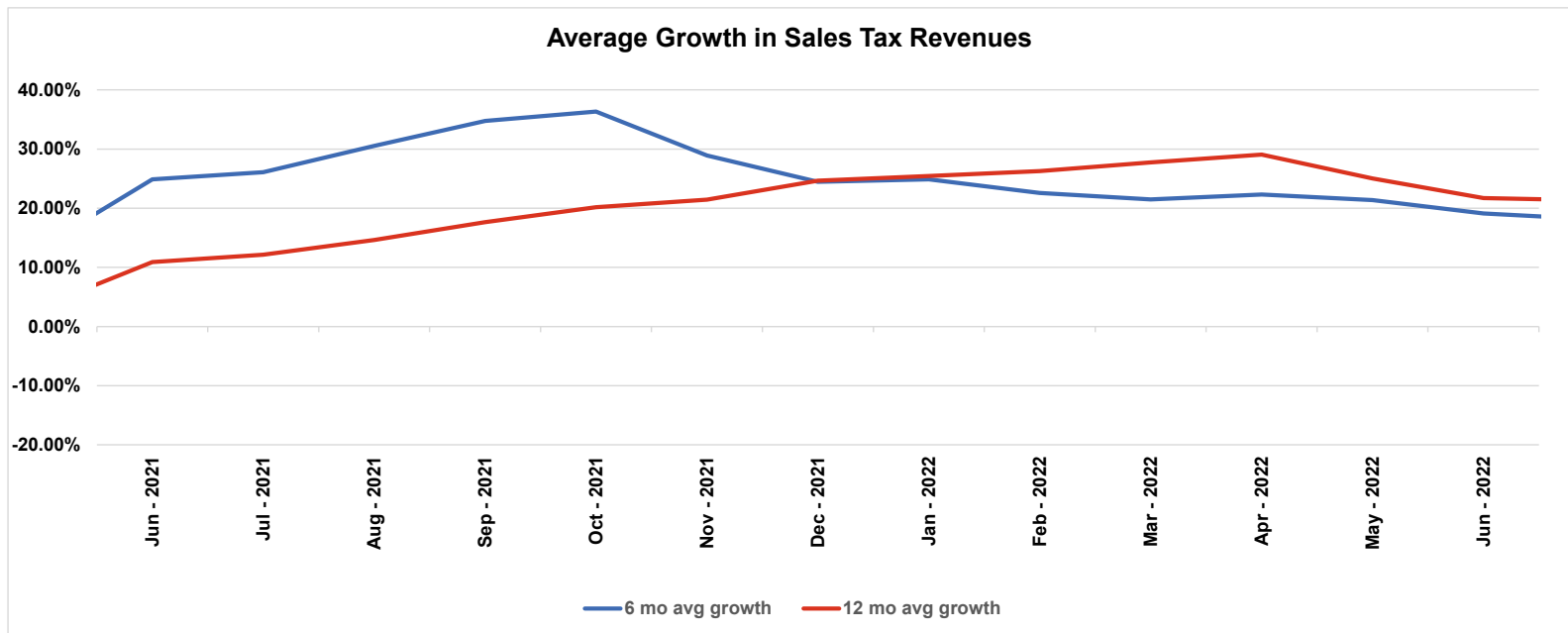
- Charleston County experienced a strong recovery from COVID-19, trending back to a normal level of Sales Tax collections by late Summer of 2020. PFM's current projections assumes growth of 2% from the previous year's collection, with only 5 months remaining.
- The graphic below shows the historical and estimated future sales tax collections. A large decrease is shown in the Spring of 2020 with the onset of the Pandemic.





Change in Sales Tax Revenues

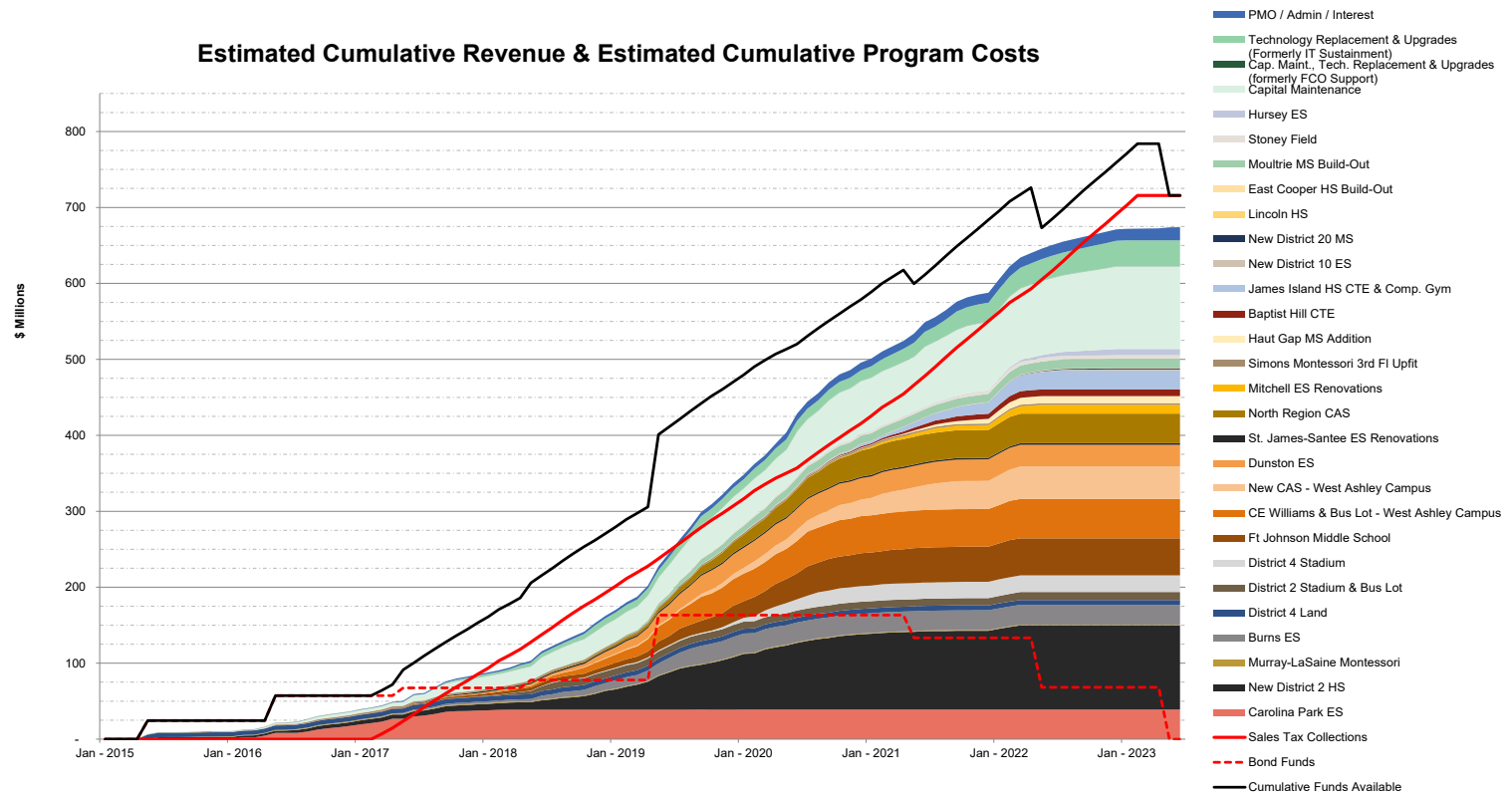
■ The chart below shows the 6-month and 12-month average growth of Sales Tax Revenues





Projected Program Expenses

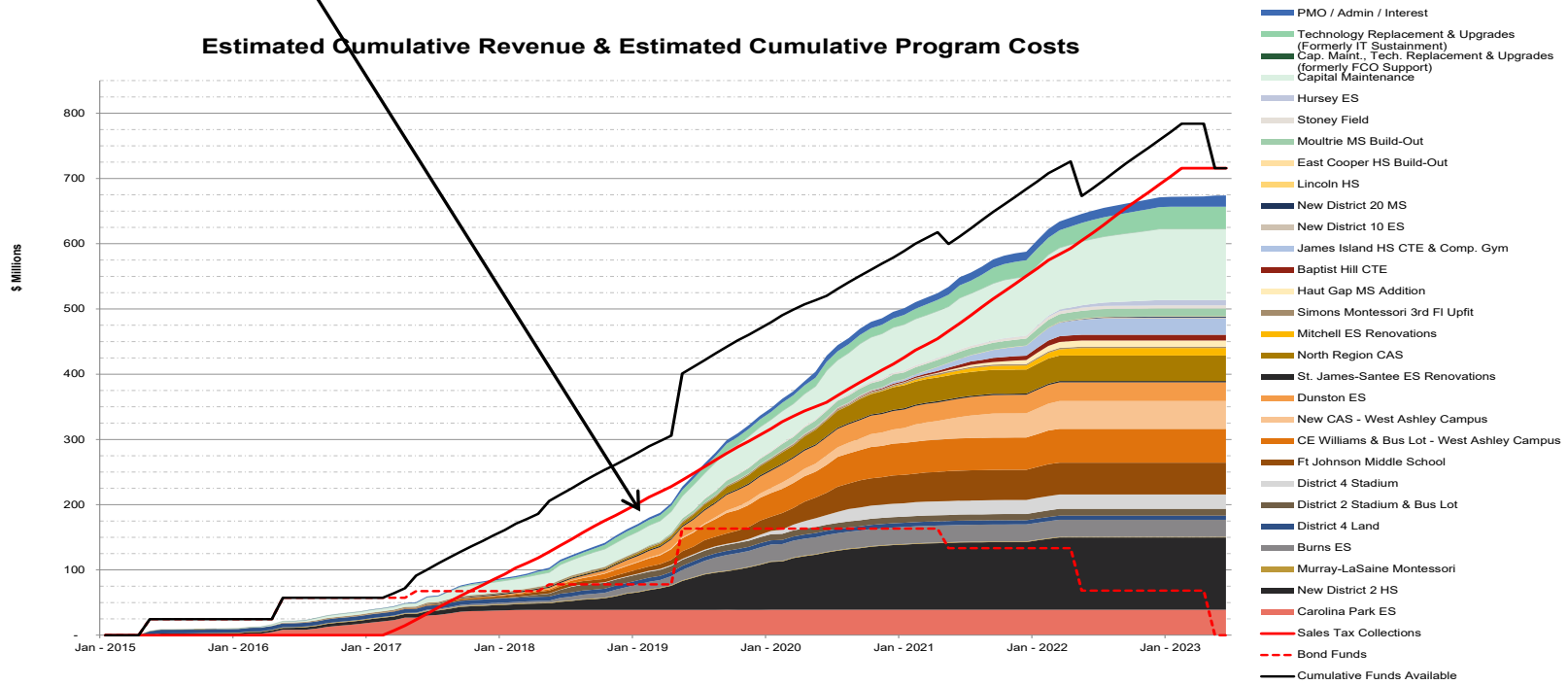
Below is a cumulative total of actual/estimated program costs based on current cost curves





BAN Repayment Plans

- A total of \$163.3 million in 8% General Obligation (GO) Bond Anticipation Notes (BANs) was issued for interim funding of projects during Phase IV
- The District paid off \$65 million of BANs in May 2022, and the remaining balance will be paid off in 2023





Sources & Uses

- The Sources and Uses of funds for the entire Phase IV program is based on the latest available actual revenues and expenses along with current future cost curve estimates

Total Sources	
Sales Tax Revenues ¹	726,406,269
Interest Earnings on BAN Proceeds ²	998,563
Interest Earnings on Sales Tax Ending Balance ³	8,564,307
Total Revenues	735,969,140
Total Uses	
Major Capital Project Costs ⁴	517,400,151
Capital Maintenance ⁵	116,926,070
Technology Replacement & Upgrades (formerly IT Sustainment) ⁵	34,009,564
Capital Maintenance, Technology Replacement & Upgrades (formerly FCO Support of \$12MM)	-
PMO / Admin Costs ⁵	8,723,658
Interest Expense on Interim Financing ⁶	8,114,970
Total Expenses	685,174,414
Excess (Deficit) Projected Revenues	50,794,726

Notes:

¹ Actual Revenues based on September 2022 actual disbursement with a revenue growth rate of 2.0% thereafter

² Actual interest earnings on BAN proceeds

³ Interest Earnings on estimated fund balance at 2.00%

⁴ Current Projections - September 2022 Cost Curves (includes accruals of \$6.85 million)

⁵ Actual costs through July 2022, original projections thereafter plus the \$8M allocated to Capital Maintenance from excess revenues

⁶ Actual interest rate expense through May 2023

Thank You



Citizens Oversight Steering Committee II
2011-2016 Phase III & 2017-2022 Phase IV Capital Programs
October 7, 2022

Project Updates

REMAINING PHASE III FUNDED PROJECTS:

D3 Bus Lot:

CCSD investigating location options.

District Wide Athletic Improvements:

A Phase III Program reallocation is being presented to the Board to sweep remaining savings of \$187,274 and apply to the DW Athletic Improvements to address additional needs.

REMAINING PHASE IV FUNDED PROJECTS:

Stoney Field Improvements:

All base scope work is substantially complete. Additional scope work not complete is the new flagpole and base. Which was delayed due to supply chain issues. Anticipate receiving before end of October with installation to follow immediately. Addition scope work, for which a reallocation is being submitted to the Board this month for approval, is to renovate the Press box to provide new stairway, enclose with operable windows and provide HVAC.

Mitchell ES Phase 3:

The added Mitchell Phase 3 project scope includes the replacement of the HVAC boiler and cooling tower pumps. Work to bid by end of year with work to be completed during Summer Break 2023.

Lucy Beckham HS-Baseball Field: CCSD has negotiated with the Town of Mt. Pleasant for CCSD to make major improvements to the Whipple Road Field for use by the LBHS Baseball Teams. Scope of work includes completely rebuilding the entire field to provide proper drainage, renovation of press box and concessions, new public restrooms, new dugouts, added storage building, new fencing and new support spaces (batting cages, bull pen, etc.). Construction is underway and scheduled to be complete Summer 2023.

Morningside MS (Advanced Design):

Architect selections have been completed. Rosenblum-Coe Architects have been selected. Contract approval is being submitted to the Board in October for approval. Programing is in progress.

A reallocation of Phase IV program savings is being presented to the Board of Trustees for approval on October 24th. See attached reallocation summary.

WEBSITE UPDATES

<https://www.ccsdschools.com/Page/1483>

COMPLETED PHASE III PROJECTS

New Memminger ES

New James Simons ES

New Buist Academy

New Charleston Progressive ES

New Wando CAS

New Harborview ES

New Chicora ES

New St Andrews ES

New Montessori Community School

New Springfield ES

New Lainq MS

Murray LaSaine – Renovations

Angel Oak ES – Additions and Renovations

New N. Charleston Creative Arts ES

James Island Charter HS – New Performing Arts Addition

New CCSD Emergency Operations Center

Lowcountry Tech @ Burke HS – Renovations

New Stono Park ES

New Jennie Moore ES

Azalea Bust Lot Renovations

Pinehurst ES – Additions & Renovations

COMPLETED PHASE IV PROJECTS

James Island Charter HS New CTE & Competition Gym:

Land Purchase and Advance Design for D1 MS/HS:

Haut Gap MS:

Mitchell Phase 1&2

Baptist Hill – CTE Addition & Renovations

CCSD EOC Expansion

New West Ashley Area CAS:

New Dunston ES:

New C E Williams MS:

New Camp Road MS:

New Lucy Beckham HS:

Moultrie Middle School Expansion (Classroom & Exploratory):

New Cooper River CAS:

New D4 Regional Stadium:

New D2 Regional Stadium:

New Carolina Park ES:

St. James-Santee Renovations:

James Simons - 3rd Floor Up fit:

Murray LaSaine Annex Renovation:

New Burns ES:

District 4 Land (Deer Park MS):

**RESOLUTION REQUESTING REALLOCATION OF FUNDING
2017-2022 CAPITAL PROGRAM (Phase IV) SALES TAX**

2017-2022 CAPITAL PROGRAM (Phase IV) SALES TAX - TOTAL BUDGETS AND ADJUSTMENTS				
PROJECT #	PROJECT	APPROVED BUDGET	PROPOSED BUDGET	VARIANCE
5207	BURNS ES	\$26,065,487	\$26,010,071	(\$55,416)
5210	WEST ASHLEY CAS	\$42,700,000	\$38,544,807	(\$4,155,193)
5213	CAMP ROAD MS	\$48,927,772	\$47,058,685	(\$1,869,087)
5217	DISTRICT 4 STADIUM	\$21,885,025	\$21,539,781	(\$345,244)
5230	DUNSTON ES	\$28,630,808	\$28,312,033	(\$318,775)
5232	MITCHELL ES	\$11,500,000	\$10,520,878	(\$979,122)
5234	NEW CAROLINA BAY ES (ADVANCE DESIGN)	\$1,500,000	\$68,019	(\$1,431,981)
5235	NEW DISTRICT 20 MS (ADVANCE DESIGN)	\$1,500,000	\$68,019	(\$1,431,981)
5236	BAPTIST HILL (CTE)	\$8,900,000	\$8,419,885	(\$480,115)
5237	COOPER RIVER CAS	\$39,049,794	\$36,884,485	(\$2,165,309)
5252	MOULTRIE MS	\$11,984,521	\$10,480,303	(\$1,504,218)
5269	HURSEY MONTESSORI SCHOOL	\$8,200,000	\$453,569	(\$7,746,431)
5206	DISTRICT 4 LAND	\$6,500,000	\$8,500,000	\$2,000,000
5208	CE WILLIAMS MS	\$51,749,664	\$59,749,664	\$8,000,000
5209	CAROLINA PARK ES	\$38,914,308	\$45,814,308	\$6,900,000
5215	MURRAY LA-SAINE MONTESSORI SCHOOL	\$983,354	\$5,583,354	\$4,600,000
5268	STONE FIELD	\$4,692,000	\$4,992,000	\$300,000
9970	PROGRAM CONTINGENCY	\$6,564,536	\$7,247,407	\$682,871
	TOTAL	\$360,247,269	\$360,247,269	\$0

Resolved this 21st day of September 2022

By: 
Channa Williams
Chief Financial Officer


Date

By: 
Jeffrey Borowy
Chief Operating Officer


Date

By: 
Jasmeen Shaw
Executive Director of Capital Programs


Date