

**Citizens Oversight Steering Committee (COSC) III – Phase V  
Meeting Agenda**

Wednesday, August 2, 2023 – 12:00 p.m.

3999 Bridge View Drive, EOC Conference Rooms

Contact for Questions: Shanikqua Johnson-Smith/(843)566-1975

I.	Welcome		
II.	Communications & Marketing	<input type="checkbox"/> Action	<input checked="" type="checkbox"/> Information
III.	<b>Financial Reports</b> <ul style="list-style-type: none"><li>PFM – Sales Tax Update</li><li>CCSD Capital Project Report*<ul style="list-style-type: none"><li>2023 – 2028 – Phase V</li></ul></li></ul>	<input type="checkbox"/> Action	<input checked="" type="checkbox"/> Information
IV.	<b>Construction Reports**</b> <ul style="list-style-type: none"><li>CCSD Capital Programs</li><li>Brownstone Construction Group</li></ul>	<input type="checkbox"/> Action	<input checked="" type="checkbox"/> Information
V.	<b>Special Reports</b> <ul style="list-style-type: none"><li>Security and Emergency Management Update</li></ul>	<input type="checkbox"/> Action	<input checked="" type="checkbox"/> Information
VI.	<b>Once Around</b> <ul style="list-style-type: none"><li>Next Meeting Date?</li></ul>		
VII.	Adjourn		

\*Phase III and IV Capital Project Reports are also available.

\*\*Phase III and IV Construction Reports (Cumming) are also available.



# **Phase V (2023-2028) Capital Program**

## **Citizens Oversight Steering Committee III**

**August 2, 2023**

---

PFM Financial Advisors  
LLC

---

200 S. Orange Ave.  
Suite 760  
Orlando, FL 32801

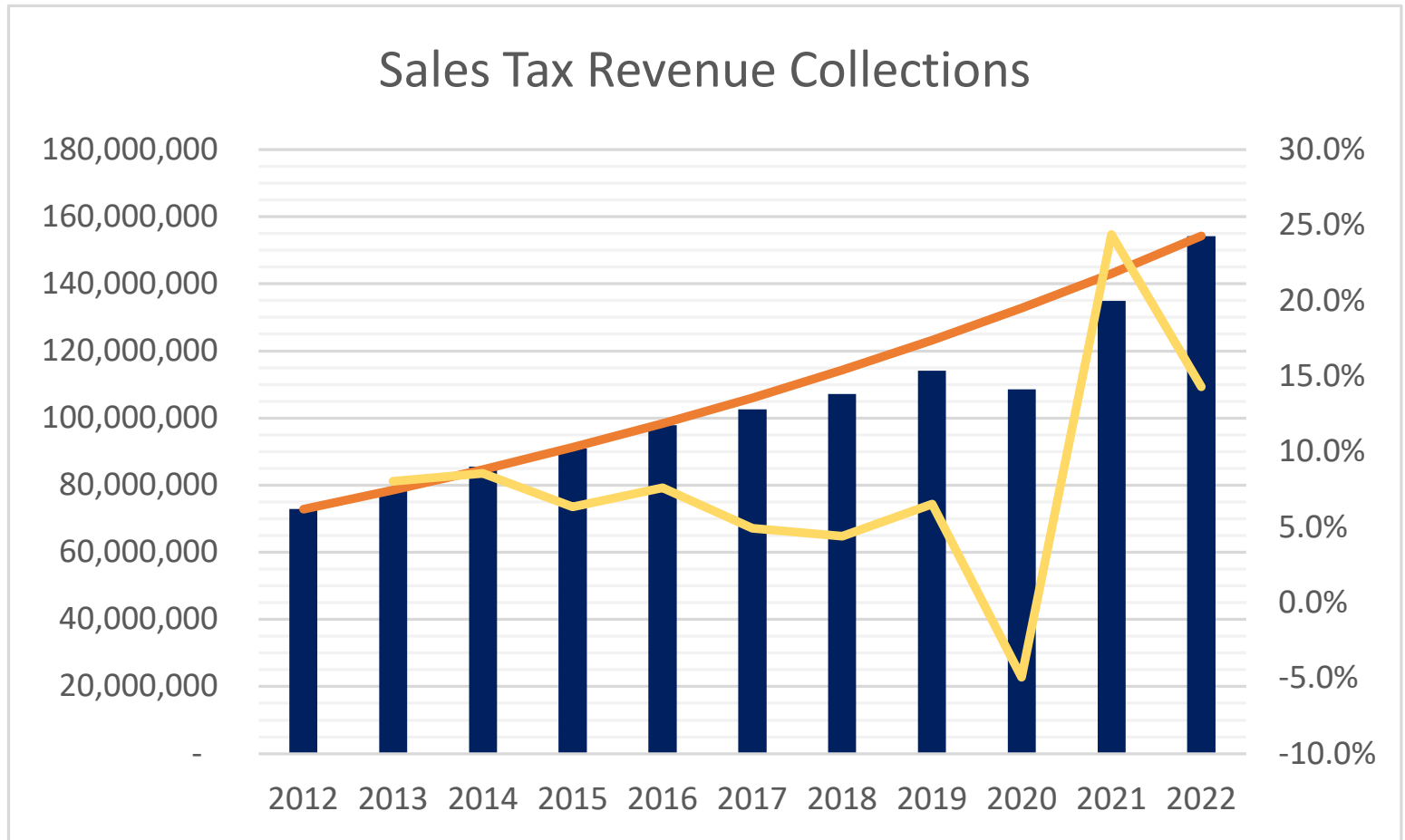
---

407.648.2208  
**pfm.com**



## Historical Sales Tax Revenues

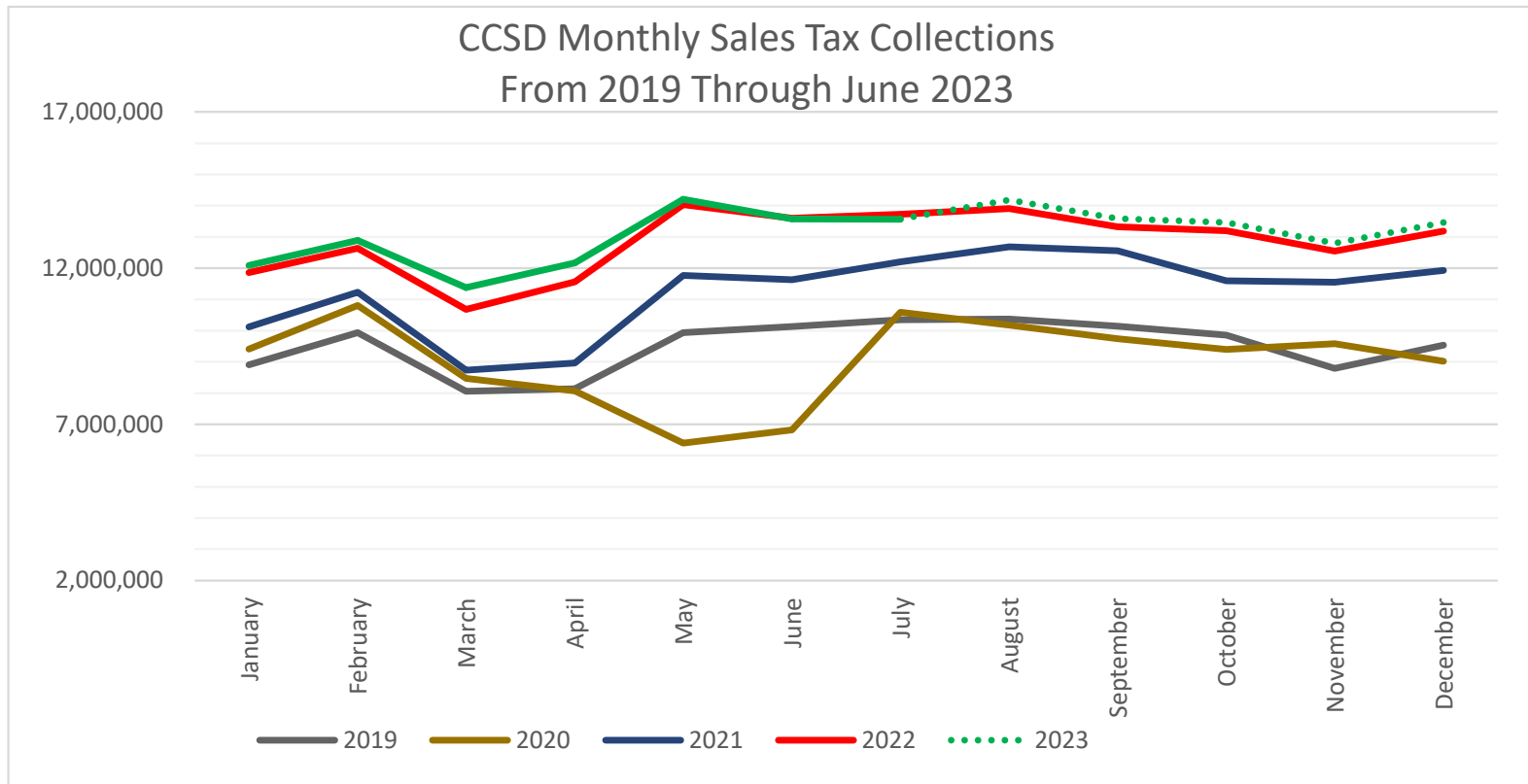
Here we have added the revenue trend line along with the annual growth rate (%)





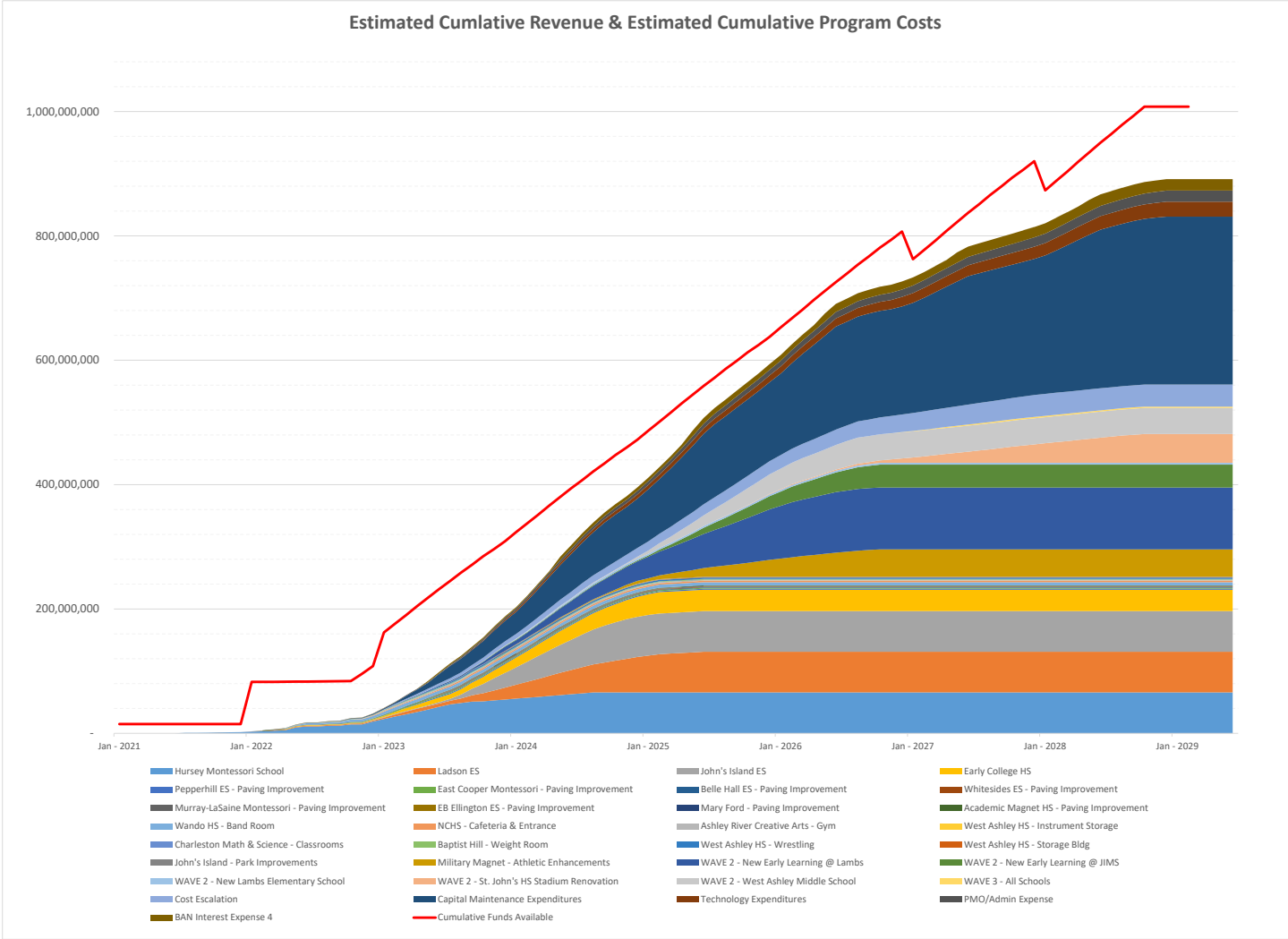
## Historical Sales Tax Revenues

- Actual sales tax revenues by month is shown below, year-over-year
- Over the past 3-months sales tax revenues have underperformed model projections (less than 2.0% growth) and the past two months collections were lower than last year





# Projected Program Expenses





## Sources & Uses

- The Sources and Uses of funds for the entire Phase V program is based on the latest available actual revenues and expenses along with current cost curve estimates

<b>Total Sources</b>	
Sales Tax Revenues <sup>1</sup>	995,810,833
Interest Earnings on BAN Proceeds <sup>2</sup>	1,844,016
Interest Earnings on Sales Tax Ending Balance <sup>3</sup>	10,117,468
<b>Total Revenues</b>	<b>1,007,772,318</b>
<b>Total Uses</b>	
Capital Building <sup>4</sup>	525,520,224
Capital Maintenance <sup>4</sup>	270,000,000
Technology Replacement & Upgrades <sup>5</sup>	24,000,000
Program Contingency <sup>6</sup>	35,441,222
PMO / Admin Costs <sup>7</sup>	17,904,947
Interest Expense on Interim Financing <sup>8</sup>	18,487,643
<b>Total Expenses</b>	<b>891,354,035</b>
<b>Excess (Deficit) Projected Revenues</b>	<b>116,418,282</b>

Notes:

- <sup>1</sup> Projected Revenues based on actual through July 2023, with a revenue growth rate of 2.0% thereafter
- <sup>2</sup> Actual interest earnings on BAN proceeds through April 2023
- <sup>3</sup> Actual earnings through June 2023, and estimated earnings of 2.50% thereafter
- <sup>4</sup> Current Projections March 2023 Cost Curves plus Capital Building Reallocation of \$31 million (Stall HS & DW Project)
- <sup>5</sup> Projections based on June 2023 update
- <sup>6</sup> Contingency based on 5% of the original Project Costs (\$708,824,439)
- <sup>7</sup> Actual through June 2023 with original projections thereafter
- <sup>8</sup> Actual through June 2024 and 3.00% thereafter

# Thank You



CAPITAL PROGRAM  
2023 - 2028 CAPITAL PROGRAM PHASE V  
One Cent Sales Tax Extension II  
May 31, 2023

Project #		Revised Budget	CM Fees	Working Budget	Expenditures Inception May-23	Projected Expenses To Go as of May-23	Notes	% Construction Completed	Anticipated Completion (mm/yy)	% Expended
<b>CAPITAL BUILDING PROJECTS</b>										
<b>Brownstone</b>										
<b>WAVE 1</b>										
6200	* NEW HURSEY MONTESSORI SCHOOL	54,146,210	(2,575,476)	51,570,734	28,877,872	22,692,862	(2)	60%	Aug-23	56%
6201	* NEW LADSON ES	53,674,955	(2,518,810)	51,156,145	2,270,840	48,885,305	(1), (2)	1%	Oct-25	4%
6202	* NEW D9 ES (JOHN'S ISLAND)	53,500,000	(2,268,452)	51,231,548	1,605,792	49,625,756	(2), (5)	5%	May-25	3%
6203	* EARLY COLLEGE HS	36,071,757	(1,639,378)	34,432,379	2,761,619	31,670,760	(2)	3%	Dec-24	8%
6204	*, ^ DISTRICT WIDE BUILDING IMPROVEMENTS	10,010,056	(805,782)	9,204,274	7,001,791	2,202,483	(2), (3)	79%	Sep-23	76%
6205	* DISTRICT WIDE ATHLETIC IMPROVEMENTS	5,048,901	(397,727)	4,651,174	720,238	3,930,936	(2)	16%	Jun-24	15%
6206	* DISTRICT WIDE PAVING IMPROVEMENTS	7,816,780	(654,897)	7,161,883	3,247,388	3,914,495	(2)	50%	Dec-23	45%
<b>WAVE 2</b>										
6208	* NEW LAMBS ES & EARLY ED/FAMILY CENTER	103,700,000	(4,285,714)	99,414,286	508,379	98,905,907	(5)	0%	Jun-27	1%
6209	* NEW D10 MS (WEST ASHLEY)	46,000,000	(1,904,762)	44,095,238	48,825	44,046,413	(5)	1%	Jun-26	0%
6210	* JAMES ISLAND MS EARLY ED/FAMILY CENTER	38,500,000	(1,577,381)	36,922,619	35,851	36,886,768	(5)	0%	Jun-26	0%
6211	* ST JOHN'S HS STADIUM (RENOVATION)	3,000,000	(204,544)	2,795,456	3,988	2,791,468	(5)	1%	Jul-24	0%
<b>WAVE 3</b>										
6212	NEW D23 ES	11,500,000	(547,619)	10,952,381	0	10,952,381		0%	Jun-27	0%
6213	NEW JB EDWARDS MS	48,750,000	(2,321,429)	46,428,571	0	46,428,571		0%	Jun-28	0%
6214	STALL HS (EXPANSION)	11,500,000	(547,619)	10,952,381	0	10,952,381		0%	Dec-25	0%
6215	CARIO MS (EXPANSION)	9,375,000	(446,429)	8,928,571	0	8,928,571		0%	Jun-28	0%
6216	JAMES ISLAND CHARTER HS STADIUM (RENOVATION)	2,312,500	(210,227)	2,102,273	0	2,102,273		0%	Aug-27	0%
6207	* CM FEE - BROWNSTONE Adjustment to Contract (projects not started)	0	22,906,246	22,906,246	4,512,187	18,394,060		N/A N/A	N/A N/A	20% N/A
<b>Total Capital Building Projects</b>		<b>494,906,159</b>	<b>0</b>	<b>494,906,159</b>	<b>51,594,771</b>	<b>443,311,388</b>				
<b>CAPITAL MAINTENANCE PROJECTS</b>										
<b>Cumming</b>										
6239	* ATHLETICS	11,210,000	(1,014,817)	10,195,183	377,789	9,817,394		N/A	Dec-28	4%
6240	* CABINETRY	2,903,583	(255,638)	2,647,945	8,130	2,639,815	(6)	N/A	Dec-28	0%
6241	* CEILINGS/GRIDS	2,916,518	(264,026)	2,652,492	47,640	2,604,852	(6)	N/A	Dec-28	2%
6242	* COOLER & FREEZERS	2,700,000	(244,425)	2,455,575	42,441	2,413,134		N/A	Dec-28	2%
6243	* DOORS & HARDWARE	10,865,000	(983,584)	9,881,416	287,700	9,593,716	(6)	N/A	Dec-28	3%
6244	* ELECTRICAL	2,200,000	(199,161)	2,000,839	12,420	1,988,419		N/A	Dec-28	1%
6245	* ELEVATORS	1,350,000	(122,213)	1,227,787	36,404	1,191,383		N/A	Dec-28	3%
6246	* EMERGENCY GENERATOR	480,000	(43,453)	436,547	30,410	406,137	(4)	N/A	Dec-28	7%
6247	* EXTERIOR ENVELOPE	5,327,040	(490,367)	4,836,673	331,071	4,505,602	(6)	N/A	Dec-28	7%
6248	* EXTERIOR APPERANCE/SIGNAGE	2,700,000	(244,425)	2,455,575	103,898	2,351,677		N/A	Dec-28	4%
6249	* FENCE & GATES	3,007,389	(267,510)	2,739,879	275,740	2,464,139	(4), (6)	N/A	Dec-28	10%
6251	* FIRE PROTECTION	5,356,783	(484,938)	4,871,845	36,000	4,835,845		N/A	Dec-28	1%
6252	* FLOORING	13,808,982	(1,250,097)	12,558,885	440,569	12,118,317	(6)	N/A	Dec-28	4%
6253	* HVAC	76,050,953	(6,943,684)	69,107,269	1,119,058	67,988,211	(4), (6)	N/A	Dec-28	2%
6254	* LIGHTING	2,699,425	(244,373)	2,455,052	535,654	1,919,398	(6)	N/A	Dec-28	22%
6255	* PAINTING	21,601,897	(1,955,572)	19,646,325	223,127	19,423,198		N/A	Dec-28	1%
6256	* PAVING	7,433,400	(672,930)	6,760,470	65,057	6,695,413	(6)	N/A	Dec-28	1%
6257	* PLAYGROUND/SURFACES	8,099,000	(733,185)	7,365,815	92,209	7,273,606		N/A	Dec-28	1%



Project #		Revised Budget	CM Fees	Working Budget	Expenditures Inception May-23	Projected Expenses To Go as of May-23	Notes	% Construction Completed	Anticipated Completion (mm/yy)	% Expended
<b>CAPITAL MAINTENANCE PROJECTS (cont.)</b>										
6258	* PLUMBING	16,775,000	(1,518,604)	15,256,396	162,064	15,094,332	(4), (6)	N/A	Dec-28	1%
6259	* ROOFS	55,958,030	(5,010,636)	50,947,395	2,898,929	48,048,465		N/A	Dec-28	6%
6260	* STORMWATER	5,407,000	(489,483)	4,917,517	169,470	4,748,047		N/A	Dec-28	3%
6261	* CMFEE - CUMMING 2023-2028 CONTRACT	0	23,433,120	23,433,120	1,572,068	21,861,052		N/A	N/A	7%
6262	* FM PROJECT MANAGEMENT	11,150,000	0	11,150,000	446,598	10,703,402		N/A	N/A	4%
<b>Total Capital Maintenance Projects</b>		<b>270,000,000</b>	<b>(0)</b>	<b>270,000,000</b>	<b>9,314,446</b>	<b>260,685,554</b>				
<b>TECHNOLOGY REPLACEMENTS &amp; UPGRADES PROJECTS</b>										
6270	TECHNOLOGY INFRASTRUCTURE	2,550,000	0	2,550,000	0	2,550,000		N/A	Dec-28	0%
6271	CLASSROOM DISPLAY TECHNOLOGY REPLACEMENTS	7,972,000	0	7,972,000	0	7,972,000		N/A	Dec-28	0%
6272	STUDENT MOBILE DEVICES-UPGRADES & REPLACEMENTS	11,678,000	0	11,678,000	0	11,678,000		N/A	Dec-28	0%
6273	TECHNOLOGY BACKFILL	300,000	0	300,000	0	300,000		N/A	Dec-28	0%
6274	TECHNOLOGY PROJECT MANAGEMENT	1,500,000	0	1,500,000	44,802	1,455,198		N/A	Dec-28	0%
<b>Total Technology Replacements &amp; Upgrades Projects</b>		<b>24,000,000</b>	<b>-</b>	<b>24,000,000</b>	<b>44,802</b>	<b>23,955,198</b>				
<b>TOTAL CAPITAL PROJECTS</b>		<b>788,906,159</b>	<b>(0)</b>	<b>788,906,159</b>	<b>60,954,018</b>	<b>727,952,140</b>				
<b>PROGRAM CONTINGENCY / MANAGEMENT</b>										
6266	PROGRAM MANAGEMENT OFFICE (PMO)	653,376	0	653,376	475,424	177,952				
6267	CAPITAL PROJECTS ACCOUNTING	208,843	0	208,843	115,510	93,333				
6268	CONSTRUCTION PROCUREMENT	114,546	0	114,546	79,221	35,325				
6269	IT PROJECT MANAGEMENT	860,532	0	860,532	421,703	438,829				
5599	BOND FUND ADMIN	73,005	0	73,005	73,005	0				
9955	PROGRAM CONTINGENCY - BAN - FUND #521	2,140,675	0	2,140,675	0	2,140,675				
9956	PROGRAM CONTINGENCY - ONE CENT SALES TAX - FUND #522	174,822	0	174,822	0	174,822				
<b>Total Program Contingency / Management</b>		<b>4,225,799</b>	<b>0</b>	<b>4,225,799</b>	<b>1,164,863</b>	<b>3,060,936</b>				
<b>TOTAL 2023 - 2028 CAPITAL PROGRAM</b>		<b>793,131,958</b>	<b>(0)</b>	<b>793,131,958</b>	<b>62,118,881</b>	<b>731,013,076</b>				

\* Board Approved Early Out Funding I: \$15M BAN2021 (Capital Building). Authorized full budgets loaded

\* Board Approved Early Out Funding II: \$68 BAN2022 (\$60,617,544 Capital Building, \$7,034,537 Capital Maintenance). Authorized full budgets loaded

^ DW Building Improvements-NCHS, \$350,000 - non-OCST funding source

#### NOTES:

(1)	Board Approved Reallocation - 3/22/21 - Item #8A - Project # 6201	14,500,000
	Excess Projected Revenues	(14,500,000)
(2)	Board Approved Reallocation - 3/28/22 - Item #9E - Project # 6200	2,896,210
	Board Approved Reallocation - 3/28/22 - Item #9E - Project # 6201	4,924,955
	Board Approved Reallocation - 3/28/22 - Item #9E - Project # 6202	6,810,099
	Board Approved Reallocation - 3/28/22 - Item #9E - Project # 6203	6,684,818
	Board Approved Reallocation - 3/28/22 - Item #9E - Project # 6204	3,410,056
	Board Approved Reallocation - 3/28/22 - Item #9E - Project # 6205	673,901
	Board Approved Reallocation - 3/28/22 - Item #9E - Project # 6206	1,566,780
	Excess Projected Revenues	(26,966,819)
(3)	Board Approved Reallocation - 6/27/22 - Item # 11C - Project # 6204	350,000
	Revenue - Settlement of Old Academic Magnet	(350,000)
(4)	Board Approved Reallocation - 9/26/22 - Item # 9D - Project # 6246	(60,000)
	Board Approved Reallocation - 9/26/22 - Item # 9D - Project # 6253	(4,243,134)
	Board Approved Reallocation - 9/26/22 - Item # 9D - Project # 6253	(920,000)
	Board Approved Reallocation - 9/26/22 - Item # 9D - Project # 6259	(2,774,000)
	Board Approved Reallocation - 9/26/22 - Item # 9D - Project # 6246	60,000
	Board Approved Reallocation - 9/26/22 - Item # 9D - Project # 6253	4,243,134
	Board Approved Reallocation - 9/26/22 - Item # 9D - Project # 6259	2,000,000
	Board Approved Reallocation - 9/26/22 - Item # 9D - Project # 6259	1,394,000

Project #	Revised Budget	CM Fees	Working Budget	Expenditures Inception May-23	Projected Expenses To Go as of May-23	Notes	% Construction Completed	Anticipated Completion (mm/yy)	% Expended
<b>NOTES:</b>									
Board Approved Reallocation - 9/26/22 - Item # 9D - Project # 6249	300,000								
(5) Board Approved Reallocation - 10/24/22 - Item # 9B - Project # 6202	12,439,901								
Board Approved Reallocation - 10/24/22 - Item # 9B - Project # 6208	13,700,000								
Board Approved Reallocation - 10/24/22 - Item # 9B - Project # 6209	6,000,000								
Board Approved Reallocation - 10/24/22 - Item # 9B - Project # 6210	5,375,000								
Board Approved Reallocation - 10/24/22 - Item # 9B - Project # 6211	750,000								
Excess Projected Revenues	(38,264,901)								
(6) Board Approved Reallocation - 3/27/23 - Item# 10C - Project # 6253	(2,829,000)								
Board Approved Reallocation - 3/27/23 - Item# 10C - Project # 6253	(1,408,890)								
Board Approved Reallocation - 3/27/23 - Item# 10C - Project # 6254	(150,000)								
Board Approved Reallocation - 3/27/23 - Item# 10C - Project # 6256	(675,000)								
Board Approved Reallocation - 3/27/23 - Item# 10C - Project # 6247	(179,723)								
Board Approved Reallocation - 3/27/23 - Item# 10C - Project # 6259	2,500,000								
Board Approved Reallocation - 3/27/23 - Item# 10C - Project # 6259	981,030								
Board Approved Reallocation - 3/27/23 - Item# 10C - Project # 6252	329,000								
Board Approved Reallocation - 3/27/23 - Item# 10C - Project # 6254	150,000								
Board Approved Reallocation - 3/27/23 - Item# 10C - Project # 6253	757,611								
Board Approved Reallocation - 3/27/23 - Item# 10C - Project # 6241	175,000								
Board Approved Reallocation - 3/27/23 - Item# 10C - Project # 6240	207,583								
Board Approved Reallocation - 3/27/23 - Item# 10C - Project # 6247	90,000								
Board Approved Reallocation - 3/27/23 - Item# 10C - Project # 6249	28,406								
Board Approved Reallocation - 3/27/23 - Item# 10C - Project # 6249	3,131								
Board Approved Reallocation - 3/27/23 - Item# 10C - Project # 6249	20,852								

CAPITAL PROGRAM  
2017 - 2022 CAPITAL PROGRAM PHASE IV  
One Cent Sales Tax Extension  
May 31, 2023

Project #		Working Budget	Expenditures Inception May-23	Projected Expenses To Go as of May-23	Notes	% Construction Completed	Anticipated Completion (mm/yy)	% Expended
<b>CAPITAL BUILDING PROJECTS</b>								
5206	* DISTRICT 4 LAND	8,436,500	6,409,883	2,026,617	(6), (55)	76%	TBD	76%
5207	* BURNS ES	24,840,143	24,840,144	0	(38), (41), (55)	100%	Complete	100%
5208	* ^ C E WILLIAMS MS	58,010,446	49,133,824	8,876,622	(22), (41), (43), (55)	85%	Sep-24	85%
5209	* ^ NEW CAROLINA PARK ES (SEWEE ACADEMY)	43,849,925	37,272,411	6,577,514	(5), (38), (55)	85%	Sep-24	85%
5210	* NEW CAS @ WEST ASHLEY	36,608,530	36,034,624	573,906	(55)	100%	Complete	98%
5212	* NEW LUCY GARRETT BECKHAM HS (EAST COOPER HS)	108,130,517	104,939,158	3,191,359	(22), (38), (41), (48)	98%	Sep-23	97%
5213	* NEW CAMP ROAD MS (FT JOHNSON MS)	45,108,805	44,756,335	352,470	(22), (38), (43), (55)	100%	Complete	99%
5214	* JAMES SIMONS MONTESSORI SCHOOL UPFIT	2,041,164	2,041,164	0	(31)	100%	Complete	100%
5215	* MURRAY LA-SAINE MONTESSORI SCHOOL UPFIT	5,318,306	937,354	4,380,952	(32), (55)	18%	Aug-25	18%
5216	* ^ DISTRICT 2 STADIUM	15,796,913	15,318,296	478,617	(16)	100%	Complete	97%
5217	* DISTRICT 4 STADIUM	27,895,867	20,889,579	7,006,288	(16), (43), (55), (56)	100%	Complete	75%
5230	* DUNSTON ES	27,101,293	27,085,752	15,541	(8), (20), (41), (55)	100%	Complete	100%
5231	* ST JAMES SANTEE	1,848,099	1,848,099	(0)	(41)	100%	Complete	100%
5232	* ^ MITCHELL ES	11,584,149	10,722,245	861,904	(36), (40), (55)	97%	Sep-23	93%
5233	* HAUT GAP MS (EXPANSION)	8,790,952	8,052,749	738,203	(41)	100%	Complete	92%
5234	* NEW CAROLINA BAY ES (ADVANCE DESIGN)	0	0	0	(55)	0%	Complete	#DIV/0!
5235	* NEW DISTRICT 20 MS (ADVANCE DESIGN)	0	0	0	(55)	0%	Complete	#DIV/0!
5236	* BAPTIST HILL (CTE)	8,016,305	7,268,711	747,594	(55)	100%	Complete	91%
5237	* NEW COOPER RIVER CENTER FOR ADVANCED STUDIES	34,948,208	34,910,458	37,750	(33), (38), (41), (43), (55)	100%	Complete	100%
5238	* ^ JAMES ISLAND CHARTER HS	25,262,483	23,503,517	1,758,966	(43)	96%	Sep-23	93%
5240	* LINCOLN HS	477,327	341,912	135,415	(43)	100%	Mar-23	72%
5252	* ^ MOULTRIE MS	11,136,748	11,136,748	0	(8), (22), (25), (28), (55)	100%	Complete	100%
5268	* ^ STONEY FIELD	5,078,590	4,693,904	384,686	(8), (28), (38), (43), (55)	93%	Jul-23	92%
5269	* HURSEY MONTESSORI SCHOOL	315,587	315,587	0	(8), (35), (36), (55)	100%	Complete	100%
5305	* MORNINGSIDE MS (ADVANCE DESIGN)	1,306,359	157,620	1,148,739	(49)	2%	Aug-23	12%
5241	* CMFEE - CUMMING 2017-2022 EARLY OUT	2,478,900	2,478,898	2		N/A	N/A	100%
5297	* CMFEE - CUMMING 2017-2022 CONTRACT	21,396,016	20,340,983	1,055,033		N/A	N/A	95%
	Adjustment to Contract (projects not started)	0	0	0		N/A	N/A	#DIV/0!
<b>Total Capital Building Projects</b>		<b>535,778,132</b>	<b>495,429,956</b>	<b>40,348,177</b>				
<b>CAPITAL MAINTENANCE PROJECTS</b>								
5270	* HVAC	59,577,905	56,372,467	3,205,438	(2), (7), (9), (10), (12), (13), (14), (15), (17), (19), (21), (23), (26), (27), (30), (34), (36), (37), (39), (42), (44), (45), (46), (51), (54)		Dec-22	95%
5271	* ROOFING	25,249,549	21,490,758	3,758,791	(1), (2), (7), (10), (14), (15), (19), (21), (23), (24), (26), (27), (30), (34), (37), (39), (42), (44), (45), (46), (51), (54)		Dec-22	85%
5272	* PLUMBING & RESTROOMS	2,886,226	2,511,209	375,017	(2), (7), (9), (11), (14), (15), (19), (21), (23), (27), (30), (34), (37), (42), (44), (51), (54)		Dec-22	87%
5273	* EXTERIOR ENCLOSURE	1,947,631	1,880,555	67,077	(2), (7), (9), (10), (14), (15), (19), (21), (26), (30), (54)		Dec-22	97%
5274	* A PARKING LOTS & SIDEWALKS	1,496,770	1,496,770	(0)	(3), (7), (9), (10), (13), (15), (24), (26), (27), (30), (34), (37)		Dec-22	100%
5275	* ELECTRICAL	1,057,779	785,939	271,840	(2), (3), (7), (12), (14), (15), (19), (21), (27), (34), (42), (46)		Dec-22	74%
5278	* PAINTING	2,828,736	2,645,529	183,207	(2), (7), (9), (10), (12), (14), (15), (17), (21), (23), (26), (27), (30), (34), (37), (54)		Dec-22	94%
5279	* DOORS & HARDWARE	4,755,463	3,738,533	1,016,930	(10), (12), (14), (15), (19), (21), (23), (27), (34), (37), (44), (45), (54)		Dec-22	79%
5280	* ELEVATORS	79,286	79,286	0	(10)		Dec-22	100%
5281	* FLOORING	2,643,437	2,479,950	163,488	(9), (10), (11), (13), (14), (15), (26), (30), (46), (51)		Dec-22	94%
5282	* FIRE SPRINKLERS & ALARMS	2,336,509	2,336,510	0	(9), (12), (15), (19), (21), (30), (34), (37), (42), (44), (51)		Dec-22	100%
5300	* KITCHEN EQUIPMENT	983,613	982,165	1,448	(44), (45), (51)		Dec-22	100%
5276	* CMFEE - CUMMING 2017-2022 EARLY OUT	505,487	505,488	(0)	(1)	N/A	N/A	N/A
5298	* CMFEE - CUMMING 2017-2022 CONTRACT	10,169,924	9,750,115	419,809		N/A	N/A	N/A
	Adjustment to Contract (projects not started)	0	0	0		N/A	N/A	N/A
5246	* FM PROJECT MANAGEMENT	5,555,682	4,558,254	997,428	(10), (17), (23)	N/A	N/A	N/A
<b>Total Capital Maintenance Projects</b>		<b>122,073,997</b>	<b>111,613,526</b>	<b>10,460,472</b>				
<b>TECHNOLOGY REPLACEMENTS &amp; UPGRADES PROJECTS</b>								
5285	* TECHNOLOGY INFRASTRUCTURE	13,737,043	5,921,162	7,815,881	(52), (54)		Dec-22	43%
5286	* CLASSROOM DISPLAY SOFTWARE REPLACEMENTS	470,000	332,892	137,108	(52)		Dec-22	71%
5287	* PROJECTOR/BULB REPLACEMENT	46,957	46,957	0	(52)		Dec-22	100%
5288	* DOCUMENT CAMERA REPLACEMENTS	45,000	36,325	8,675	(52)		Dec-22	81%
5289	* CLASSROOM DISPLAY TECHNOLOGY REPLACEMENTS	16,884,964	11,923,927	4,961,038	(29), (53), (54)		Dec-22	71%
5290	* REPLACE END OF LIFE PRINTERS	227,200	226,979	221	(53)		Dec-22	100%
5291	* TEACHER LAPTOP REPLACEMENTS	2,842,970	2,708,792	134,178	(50), (52)		Dec-22	95%
5292	* STUDENT MOBILE DEVICES-UPGRADES & REPLACEMENTS	13,757,897	10,283,011	3,474,886	(29), (50), (53), (54)		Dec-22	75%
5293	* TECHNOLOGY BACKFILL	405,000	401,686	3,314	(53)		Dec-22	99%
5294	* TECH PROJECT MANAGEMENT	1,328,478	1,086,379	242,099	(47)		Dec-22	82%
5295	* PROJECT CONTINGENCY	14,055	0	14,055	(47), (53)		Dec-22	0%
<b>Total Technology Replacements &amp; Upgrades Projects</b>		<b>49,759,564</b>	<b>32,968,110</b>	<b>16,791,453</b>				
<b>TOTAL CAPITAL PROJECTS</b>		<b>707,611,692</b>	<b>640,011,592</b>	<b>67,600,103</b>				

Project #		Working Budget	Expenditures Inception May-23	Projected Expenses To Go as of May-23	Notes	% Construction Completed	Anticipated Completion (mm/yy)	% Expended
	<b>PROGRAM CONTINGENCY / MANAGEMENT</b>							
5242	PROGRAM MANAGEMENT OFFICE (PMO)	3,280,921	3,280,920	0				
5243	CAPITAL PROJECTS ACCOUNTING	1,281,693	1,281,690	0				
5244	CONSTRUCTION PROCUREMENT	984,260	984,256	(0)				
5245	IT PROJECT MANAGEMENT	1,782,379	1,624,736	157,643				
5599	BOND FUND ADMIN	971,775	950,775	21,000				
9971	PROGRAM CONTINGENCY - BAN - FUND #584	4,163	0	4,163				
9970	PROGRAM CONTINGENCY - ONE CENT SALES TAX - FUND #585	12,175,101	0	12,175,101	(7), (30), (55)			
	<b>Total Program Contingency / Management</b>	<b>20,480,293</b>	<b>8,122,377</b>	<b>12,357,907</b>				
	<b>TOTAL 2017 - 2022 CAPITAL PROGRAM</b>	<b>728,091,985</b>	<b>648,133,969</b>	<b>79,958,010</b>				

\* Board Approved Early Out Funding: \$24.5M BAN2015 (\$22.5M Capital Building; \$2M Capital Maintenance). Authorized budgets loaded

\* Board Approved Early Out Funding: \$32.7M BAN2016 (\$29.2M Capital Building; \$3,437,217M Capital Maintenance; \$62,783 Program Contingency). Authorized budgets loaded

^ District 2 Stadium, \$6,040,827; Carolina Park ES, \$253,832; Moultrie MS, \$1,200,000; CE Williams MS, \$659,000; Mitchell ES, \$1,883,610; Stoney Field, \$523,582; Parking Lots & Sidewalks, \$147,931, JCHS \$1,500,000 - non-OCST funding source

#### NOTES:

(1)	Board Approved Reallocation - 5/11/15 - Item #10.1D - Project # 5271	550,000
	Board Approved Reallocation - 5/11/15 - Item #10.1D - Project # 5276	173,600
	Board Approved Reallocation - 5/11/15 - Item #10.1D - Project # 9970	(723,600)
(2)	Board Approved Reallocation - 11/9/15 - Item #9.2A - Project # 5270	(217,678)
	Board Approved Reallocation - 11/9/15 - Item #9.2A - Project # 5270	483,547
	Board Approved Reallocation - 11/9/15 - Item #9.2A - Project # 5271	(317,852)
	Board Approved Reallocation - 11/9/15 - Item #9.2A - Project # 5272	(2,700)
	Board Approved Reallocation - 11/9/15 - Item #9.2A - Project # 5273	(98,601)
	Board Approved Reallocation - 11/9/15 - Item #9.2A - Project # 5275	45,000
	Board Approved Reallocation - 11/9/15 - Item #9.2A - Project # 5278	108,284
(3)	Board Approved Reallocation - 2/22/16 - Item #9.5 K - Project # 5274	
	- Reallocation of funds (\$163,120) within in the project	
	Board Approved Reallocation - 2/22/16 - Item #9.5 K - Project # 5275	
	- Reallocation of funds (\$35,001) within in the project	
(4)	Board Approved Name change to Lucy Beckham HS - 2/22/16 - Item #9.4 M	
(5)	Board Approved Name change to Carolina Park ES - 2/22/16 - Item #9.4 N	
(6)	Board Approved Name change to Deer Park MS - 3/21/16 - Item #9.4 D	
(7)	Board Approved Reallocation - 7/11/16 - Item #8.1 - Project # 5270	(35,713)
	Board Approved Reallocation - 7/11/16 - Item #8.1 - Project # 5271	(300)
	Board Approved Reallocation - 7/11/16 - Item #8.1 - Project # 5272	(755)
	Board Approved Reallocation - 7/11/16 - Item #8.1 - Project # 5273	(1,200)
	Board Approved Reallocation - 7/11/16 - Item #8.1 - Project # 5274	(2,161)
	Board Approved Reallocation - 7/11/16 - Item #8.1 - Project # 5275	(5,116)
	Board Approved Reallocation - 7/11/16 - Item #8.1 - Project # 5278	(7,484)
	Board Approved Reallocation - 7/11/16 - Item #8.1 - Project # 9970	(1,993)
	Board Approved Reallocation - 7/11/16 - Item #8.1 - Project # 5272	54,722
(8)	Board Approved Reallocation - 8/22/16 - Item #9.3 - Project # 5212	12,200,000
	Board Approved Reallocation - 8/22/16 - Item #9.3 - Project # 5230	2,100,000
	Board Approved Reallocation - 8/22/16 - Item #9.3 - Project # 5269	5,000,000
	Board Approved Reallocation - 8/22/16 - Item #9.3 - Project # 5252	7,780,000
	Board Approved Reallocation - 8/22/16 - Item #9.3 - Project # 5268	1,000,000
	Excess Projected Revenues	(28,080,000)
(9)	Board Approved Reallocation - 10/24/16 - Item #9.4A - Project # 5270	(167,473)
	Board Approved Reallocation - 10/24/16 - Item #9.4A - Project # 5278	(144,637)
	Board Approved Reallocation - 10/24/16 - Item #9.4A - Project # 5270	10,000
	Board Approved Reallocation - 10/24/16 - Item #9.4A - Project # 5270	10,000
	Board Approved Reallocation - 10/24/16 - Item #9.4A - Project # 5272	27,473
	Board Approved Reallocation - 10/24/16 - Item #9.4A - Project # 5272	60,000
	Board Approved Reallocation - 10/24/16 - Item #9.4A - Project # 5273	20,000
	Board Approved Reallocation - 10/24/16 - Item #9.4A - Project # 5274	18,637
	Board Approved Reallocation - 10/24/16 - Item #9.4A - Project # 5274	70,000
	Board Approved Reallocation - 10/24/16 - Item #9.4A - Project # 5278	15,000
	Board Approved Reallocation - 10/24/16 - Item #9.4A - Project # 5278	30,000
	Board Approved Reallocation - 10/24/16 - Item #9.4A - Project # 5281	40,000
	Board Approved Reallocation - 10/24/16 - Item #9.4A - Project # 5282	11,000
(10)	Board Approved Reallocation - 1/23/17 - Item # 9.1E - Project # 5270	(28,000)
	Board Approved Reallocation - 1/23/17 - Item # 9.1E - Project # 5273	(23,624)
	Board Approved Reallocation - 1/23/17 - Item # 9.1E - Project # 5273	(6,576)
	Board Approved Reallocation - 1/23/17 - Item # 9.1E - Project # 5273	(7,310)
	Board Approved Reallocation - 1/23/17 - Item # 9.1E - Project # 5273	(20,000)
	Board Approved Reallocation - 1/23/17 - Item # 9.1E - Project # 5278	(3,300)
	Board Approved Reallocation - 1/23/17 - Item # 9.1E - Project # 5278	(12,500)
	Board Approved Reallocation - 1/23/17 - Item # 9.1E - Project # 5278	(53,000)
	Board Approved Reallocation - 1/23/17 - Item # 9.1E - Project # 5279	(21,685)
	Board Approved Reallocation - 1/23/17 - Item # 9.1E - Project # 5280	(7,055)
	Board Approved Reallocation - 1/23/17 - Item # 9.1E - Project # 5281	(8,647)
	Board Approved Reallocation - 1/23/17 - Item # 9.1E - Project # 5281	(325)
	Board Approved Reallocation - 1/23/17 - Item # 9.1E - Project # 5270	147,423
	Board Approved Reallocation - 1/23/17 - Item # 9.1E - Project # 5270	6,600
	Board Approved Reallocation - 1/23/17 - Item # 9.1E - Project # 5271	5,500

Project #	Working Budget	Expenditures Inception May-23	Projected Expenses To Go as of May-23	Notes	% Construction Completed	Anticipated Completion (mm/yy)	% Expended
NOTES: (cont.)							
Board Approved Reallocation - 1/23/17 - Item # 9.1E - Project # 5271	5,500						
Board Approved Reallocation - 1/23/17 - Item # 9.1E - Project # 5274	25,000						
Board Approved Reallocation - 1/23/17 - Item # 9.1E - Project # 5246	2,000						
(11) Board Approved Reallocation - 2/27/17 - Item # 8.1C - Project # 5281	(324)						
Board Approved Reallocation - 2/27/17 - Item # 8.1C - Project # 5281	(1,750)						
Board Approved Reallocation - 2/27/17 - Item # 8.1C - Project # 5281	(11,960)						
Board Approved Reallocation - 2/27/17 - Item # 8.1C - Project # 5272	14,034						
(12) Board Approved Reallocation - 6/26/17 - Item # 10.1F - Project # 5270	(496,560)						
Board Approved Reallocation - 6/26/17 - Item # 10.1F - Project # 5282	35,000						
Board Approved Reallocation - 6/26/17 - Item # 10.1F - Project # 5282	140,000						
Board Approved Reallocation - 6/26/17 - Item # 10.1F - Project # 5282	50,000						
Board Approved Reallocation - 6/26/17 - Item # 10.1F - Project # 5282	40,000						
Board Approved Reallocation - 6/26/17 - Item # 10.1F - Project # 5278	110,000						
Board Approved Reallocation - 6/26/17 - Item # 10.1F - Project # 5275	19,560						
Board Approved Reallocation - 6/26/17 - Item # 10.1F - Project # 5279	42,000						
Board Approved Reallocation - 6/26/17 - Item # 10.1F - Project # 5279	60,000						
(13) Board Approved Reallocation - 10/23/17 - Item # 9.3B - Project # 5270	(305,000)						
Board Approved Reallocation - 10/23/17 - Item # 9.3B - Project # 5274	215,000						
Board Approved Reallocation - 10/23/17 - Item # 9.3B - Project # 5281	90,000						
(14) Board Approved Reallocation - 11/27/17 - Item # 11.3 - Project # 5270	(378,000)						
Board Approved Reallocation - 11/27/17 - Item # 11.3 - Project # 5271	(71,000)						
Board Approved Reallocation - 11/27/17 - Item # 11.3 - Project # 5272	(34,663)						
Board Approved Reallocation - 11/27/17 - Item # 11.3 - Project # 5275	(200,000)						
Board Approved Reallocation - 11/27/17 - Item # 11.3 - Project # 5278	(12,319)						
Board Approved Reallocation - 11/27/17 - Item # 11.3 - Project # 5279	(5,000)						
Board Approved Reallocation - 11/27/17 - Item # 11.3 - Project # 5281	(11,222)						
Board Approved Reallocation - 11/27/17 - Item # 11.3 - Project # 5271	387,204						
Board Approved Reallocation - 11/27/17 - Item # 11.3 - Project # 5273	204,000						
Board Approved Reallocation - 11/27/17 - Item # 11.3 - Project # 5278	33,000						
Board Approved Reallocation - 11/27/17 - Item # 11.3 - Project # 5281	88,000						
(15) Board Approved Reallocation - 1/22/18 - Item # 11.1E - Project # 5271	(11,507)						
Board Approved Reallocation - 1/22/18 - Item # 11.1E - Project # 5272	(40,000)						
Board Approved Reallocation - 1/22/18 - Item # 11.1E - Project # 5272	(301)						
Board Approved Reallocation - 1/22/18 - Item # 11.1E - Project # 5273	(8,007)						
Board Approved Reallocation - 1/22/18 - Item # 11.1E - Project # 5274	(1,620)						
Board Approved Reallocation - 1/22/18 - Item # 11.1E - Project # 5275	(20,134)						
Board Approved Reallocation - 1/22/18 - Item # 11.1E - Project # 5275	(1,560)						
Board Approved Reallocation - 1/22/18 - Item # 11.1E - Project # 5278	(14,275)						
Board Approved Reallocation - 1/22/18 - Item # 11.1E - Project # 5279	(18,000)						
Board Approved Reallocation - 1/22/18 - Item # 11.1E - Project # 5279	(7,000)						
Board Approved Reallocation - 1/22/18 - Item # 11.1E - Project # 5281	(16,597)						
Board Approved Reallocation - 1/22/18 - Item # 11.1E - Project # 5281	(17,000)						
Board Approved Reallocation - 1/22/18 - Item # 11.1E - Project # 5281	(21,000)						
Board Approved Reallocation - 1/22/18 - Item # 11.1E - Project # 5281	(50,000)						
Board Approved Reallocation - 1/22/18 - Item # 11.1E - Project # 5282	(33,000)						
Board Approved Reallocation - 1/22/18 - Item # 11.1E - Project # 5282	(6,512)						
Board Approved Reallocation - 1/22/18 - Item # 11.1E - Project # 5282	(33,750)						
Board Approved Reallocation - 1/22/18 - Item # 11.1E - Project # 5282	(44,869)						
Board Approved Reallocation - 1/22/18 - Item # 11.1E - Project # 5270	345,132						
(16) Board Approved Reallocation - 2/26/18 - Item # 8.1C - Project # 5216	2,300,000						
Board Approved Reallocation - 2/26/18 - Item # 8.1C - Project # 5217	8,300,000						
Excess Projected Revenues	(10,600,000)						
(17) Board Approved Reallocation - 2/26/18 - Item # 8.1D - Project # 5246	(340,000)						
Board Approved Reallocation - 2/26/18 - Item # 8.1D - Project # 5278	130,000						
Board Approved Reallocation - 2/26/18 - Item # 8.1D - Project # 5270	210,000						
(18) Board Approved Reallocation - 4/23/18 - Item # XI A2 - Project # 5209	(1,585,691)						
Board Approved Reallocation - 4/23/18 - Item # XI A2 - Project # 5214	(333,836)						
Board Approved Reallocation - 4/23/18 - Item # XI A2 - Project # 5214	(116,646)						
Board Approved Reallocation - 4/23/18 - Item # XI A2 - Project # 5231	(529,314)						
Board Approved Reallocation - 4/23/18 - Item # XI A2 - Project # 5207	2,465,487						
(19) Board Approved Reallocation - 5/21/18 - Item # VI B1 - Project # 5271	(400)						
Board Approved Reallocation - 5/21/18 - Item # VI B1 - Project # 5271	(43,704)						
Board Approved Reallocation - 5/21/18 - Item # VI B1 - Project # 5271	(163,314)						
Board Approved Reallocation - 5/21/18 - Item # VI B1 - Project # 5271	(379)						
Board Approved Reallocation - 5/21/18 - Item # VI B1 - Project # 5271	(176,909)						
Board Approved Reallocation - 5/21/18 - Item # VI B1 - Project # 5272	(20,000)						
Board Approved Reallocation - 5/21/18 - Item # VI B1 - Project # 5272	(233)						
Board Approved Reallocation - 5/21/18 - Item # VI B1 - Project # 5275	(25)						
Board Approved Reallocation - 5/21/18 - Item # VI B1 - Project # 5279	(6,045)						
Board Approved Reallocation - 5/21/18 - Item # VI B1 - Project # 5282	(3,122)						
Board Approved Reallocation - 5/21/18 - Item # VI B1 - Project # 5282	(14,742)						
Board Approved Reallocation - 5/21/18 - Item # VI B1 - Project # 5270	200,924						
Board Approved Reallocation - 5/21/18 - Item # VI B1 - Project # 5273	227,948						
(20) Board Approved Reallocation - 6/11/18 - Item # VI A - Project # 5230	4,930,808						
Excess Projected Revenues	(4,930,808)						
(21) Board Approved Reallocation - 7/16/18 - Item # VI A1 - Project # 5270	(27,000)						
Board Approved Reallocation - 7/16/18 - Item # VI A1 - Project # 5270	(130,000)						

Project #	Working Budget	Expenditures Inception May-23	Projected Expenses To Go as of May-23	Notes	% Construction Completed	Anticipated Completion (mm/yy)	% Expended
NOTES: (cont.)							
Board Approved Reallocation - 7/16/18 - Item # VI A1 - Project # 5270	(318,234)						
Board Approved Reallocation - 7/16/18 - Item # VI A1 - Project # 5271	(45,000)						
Board Approved Reallocation - 7/16/18 - Item # VI A1 - Project # 5273	(26,411)						
Board Approved Reallocation - 7/16/18 - Item # VI A1 - Project # 5273	(5,847)						
Board Approved Reallocation - 7/16/18 - Item # VI A1 - Project # 5275	(10,266)						
Board Approved Reallocation - 7/16/18 - Item # VI A1 - Project # 5279	(500)						
Board Approved Reallocation - 7/16/18 - Item # VI A1 - Project # 5279	(7,182)						
Board Approved Reallocation - 7/16/18 - Item # VI A1 - Project # 5279	(5,000)						
Board Approved Reallocation - 7/16/18 - Item # VI A1 - Project # 5279	(10,000)						
Board Approved Reallocation - 7/16/18 - Item # VI A1 - Project # 5278	27,500						
Board Approved Reallocation - 7/16/18 - Item # VI A1 - Project # 5278	247,940						
Board Approved Reallocation - 7/16/18 - Item # VI A1 - Project # 5282	250,000						
Board Approved Reallocation - 7/16/18 - Item # VI A1 - Project # 5272	60,000						
(22) Board Approved Reallocation - 7/16/18 - Item # VI A2 - Project # 5212	9,712,578						
Board Approved Reallocation - 7/16/18 - Item # VI A2 - Project # 5208	9,100,000						
Board Approved Reallocation - 7/16/18 - Item # VI A2 - Project # 5213	9,000,000						
Board Approved Reallocation - 7/16/18 - Item # VI A2 - Project # 5252	1,104,521						
Excess Projected Revenues	(28,917,099)						
(23) Board Approved Reallocation - 8/27/18 - Item # 8B - Project # 5271	(20,000)						
Board Approved Reallocation - 8/27/18 - Item # 8B - Project # 5271	(40,000)						
Board Approved Reallocation - 8/27/18 - Item # 8B - Project # 5271	(26,371)						
Board Approved Reallocation - 8/27/18 - Item # 8B - Project # 5271	(95,132)						
Board Approved Reallocation - 8/27/18 - Item # 8B - Project # 5271	(17,856)						
Board Approved Reallocation - 8/27/18 - Item # 8B - Project # 5272	(15,779)						
Board Approved Reallocation - 8/27/18 - Item # 8B - Project # 5278	(11,500)						
Board Approved Reallocation - 8/27/18 - Item # 8B - Project # 5278	(3)						
Board Approved Reallocation - 8/27/18 - Item # 8B - Project # 5278	(22,714)						
Board Approved Reallocation - 8/27/18 - Item # 8B - Project # 5278	(1,150)						
Board Approved Reallocation - 8/27/18 - Item # 8B - Project # 5278	(1,684)						
Board Approved Reallocation - 8/27/18 - Item # 8B - Project # 5278	(3,722)						
Board Approved Reallocation - 8/27/18 - Item # 8B - Project # 5278	(2,287)						
Board Approved Reallocation - 8/27/18 - Item # 8B - Project # 5278	(1,215)						
Board Approved Reallocation - 8/27/18 - Item # 8B - Project # 5278	(1,150)						
Board Approved Reallocation - 8/27/18 - Item # 8B - Project # 5279	(70,000)						
Board Approved Reallocation - 8/27/18 - Item # 8B - Project # 5246	(11,883)						
Board Approved Reallocation - 8/27/18 - Item # 8B - Project # 5270	342,447						
(24) Board Approved Reallocation - 8/27/18 - Item # 8C - Project # 5271	(150,000)						
Board Approved Reallocation - 8/27/18 - Item # 8C - Project # 5274	150,000						
(25) Board Approved Reallocation - 9/24/18 - Item # 7A - Project # 5252	1,200,000						
Revenue - Sales of Old Laing MS	(993,507)						
Revenue - Town of Mt Pleasant (Coleman Blvd)	(206,493)						
(26) Board Approved Reallocation - 10/22/18 - Item # 9B - Project # 5278	(11,136)						
Board Approved Reallocation - 10/22/18 - Item # 9B - Project # 5273	(103)						
Board Approved Reallocation - 10/22/18 - Item # 9B - Project # 5270	(78,646)						
Board Approved Reallocation - 10/22/18 - Item # 9B - Project # 5271	(2,146)						
Board Approved Reallocation - 10/22/18 - Item # 9B - Project # 5271	(9,740)						
Board Approved Reallocation - 10/22/18 - Item # 9B - Project # 5271	(1,782)						
Board Approved Reallocation - 10/22/18 - Item # 9B - Project # 5278	(21,000)						
Board Approved Reallocation - 10/22/18 - Item # 9B - Project # 5274	103,553						
Board Approved Reallocation - 10/22/18 - Item # 9B - Project # 5281	21,000						
(27) Board Approved Reallocation - 11/26/18 - Item # 10B - Project # 5274	(66,442)						
Board Approved Reallocation - 11/26/18 - Item # 10B - Project # 5271	(160,977)						
Board Approved Reallocation - 11/26/18 - Item # 10B - Project # 5278	(9,478)						
Board Approved Reallocation - 11/26/18 - Item # 10B - Project # 5278	(32,934)						
Board Approved Reallocation - 11/26/18 - Item # 10B - Project # 5278	(8,318)						
Board Approved Reallocation - 11/26/18 - Item # 10B - Project # 5278	(25,958)						
Board Approved Reallocation - 11/26/18 - Item # 10B - Project # 5278	(84,781)						
Board Approved Reallocation - 11/26/18 - Item # 10B - Project # 5279	(8,278)						
Board Approved Reallocation - 11/26/18 - Item # 10B - Project # 5279	(5,781)						
Board Approved Reallocation - 11/26/18 - Item # 10B - Project # 5270	190,000						
Board Approved Reallocation - 11/26/18 - Item # 10B - Project # 5270	167,210						
Board Approved Reallocation - 11/26/18 - Item # 10B - Project # 5270	716						
Board Approved Reallocation - 11/26/18 - Item # 10B - Project # 5272	26,421						
Board Approved Reallocation - 11/26/18 - Item # 10B - Project # 5275	6,200						
Board Approved Reallocation - 11/26/18 - Item # 10B - Project # 5275	6,200						
Board Approved Reallocation - 11/26/18 - Item # 10B - Project # 5275	6,200						
(28) Board Approved Reallocation - 2/25/19 - Item # 12D - Project # 5252	3,100,000						
Board Approved Reallocation - 2/25/19 - Item # 12D - Project # 5268	3,100,000						
Excess Projected Revenues	(6,200,000)						
(29) Board Approved Reallocation - 5/28/19 - Item # 12D - Project # 5289	1,432,000						
Board Approved Reallocation - 5/28/19 - Item # 12D - Project # 5292	(1,432,000)						
(30) Board Approved Reallocation - 5/28/19 - Item # 12E - Project # 5278	(319)						
Board Approved Reallocation - 5/28/19 - Item # 12E - Project # 5279	(4,920)						
Board Approved Reallocation - 5/28/19 - Item # 12E - Project # 5280	(24,287)						
Board Approved Reallocation - 5/28/19 - Item # 12E - Project # 5281	(509)						
Board Approved Reallocation - 5/28/19 - Item # 12E - Project # 5282	(12,290)						
Board Approved Reallocation - 5/28/19 - Item # 12E - Project # 5281	(10,220)						
Board Approved Reallocation - 5/28/19 - Item # 12E - Project # 5271	(15,000)						
Board Approved Reallocation - 5/28/19 - Item # 12E - Project # 5271	(6,000)						

Project #	Working Budget	Expenditures Inception May-23	Projected Expenses To Go as of May-23	Notes	% Construction Completed	Anticipated Completion (mm/yy)	% Expended
NOTES: (cont.)							
Board Approved Reallocation - 5/28/19 - Item # 12E - Project # 5282	(65,934)						
Board Approved Reallocation - 5/28/19 - Item # 12E - Project # 5282	(50)						
Board Approved Reallocation - 5/28/19 - Item # 12E - Project # 5282	(40)						
Board Approved Reallocation - 5/28/19 - Item # 12E - Project # 5282	(40)						
Board Approved Reallocation - 5/28/19 - Item # 12E - Project # 5282	(50)						
Board Approved Reallocation - 5/28/19 - Item # 12E - Project # 5282	(16,073)						
Board Approved Reallocation - 5/28/19 - Item # 12E - Project # 5274	(27,479)						
Board Approved Reallocation - 5/28/19 - Item # 12E - Project # 5270	(5,623)						
Board Approved Reallocation - 5/28/19 - Item # 12E - Project # 5270	(101,729)						
Board Approved Reallocation - 5/28/19 - Item # 12E - Project # 5271	156,536						
Board Approved Reallocation - 5/28/19 - Item # 12E - Project # 5270	26,431						
Board Approved Reallocation - 5/28/19 - Item # 12E - Project # 5270	50,000						
Board Approved Reallocation - 5/28/19 - Item # 12E - Project # 5272	57,352						
Board Approved Reallocation - 5/28/19 - Item # 12E - Project # 5273	(1)						
Board Approved Reallocation - 5/28/19 - Item # 12E - Project # 5274	(15)						
Board Approved Reallocation - 5/28/19 - Item # 12E - Project # 5274	(10)						
Board Approved Reallocation - 5/28/19 - Item # 12E - Project # 9970	69						
(31) Board Approved Name change to James Simons Montessori School - 9/23/19 - Item #11A							
(32) Board Approved Name change to Murray-LaSaine Montessori School - 9/23/19 - Item #11B							
(33) Board Approved Name change to Cooper River Institute of Technology - 11/18/19 - Item #7D							
(34) Board Approved Reallocation - 11/28/19 - Item # 8A - Project # 5270	(170,000)						
Board Approved Reallocation - 11/28/19 - Item # 8A - Project # 5270	(74,612)						
Board Approved Reallocation - 11/28/19 - Item # 8A - Project # 5270	(15,000)						
Board Approved Reallocation - 11/28/19 - Item # 8A - Project # 5270	(18,288)						
Board Approved Reallocation - 11/28/19 - Item # 8A - Project # 5270	(86,415)						
Board Approved Reallocation - 11/28/19 - Item # 8A - Project # 5270	(41,396)						
Board Approved Reallocation - 11/28/19 - Item # 8A - Project # 5270	(107)						
Board Approved Reallocation - 11/28/19 - Item # 8A - Project # 5270	(12,931)						
Board Approved Reallocation - 11/28/19 - Item # 8A - Project # 5270	(10,053)						
Board Approved Reallocation - 11/28/19 - Item # 8A - Project # 5270	(12,265)						
Board Approved Reallocation - 11/28/19 - Item # 8A - Project # 5275	(56,514)						
Board Approved Reallocation - 11/28/19 - Item # 8A - Project # 5275	(56,364)						
Board Approved Reallocation - 11/28/19 - Item # 8A - Project # 5272	(25,227)						
Board Approved Reallocation - 11/28/19 - Item # 8A - Project # 5272	(329)						
Board Approved Reallocation - 11/28/19 - Item # 8A - Project # 5272	(938)						
Board Approved Reallocation - 11/28/19 - Item # 8A - Project # 5272	(70)						
Board Approved Reallocation - 11/28/19 - Item # 8A - Project # 5278	(1,176)						
Board Approved Reallocation - 11/28/19 - Item # 8A - Project # 5278	(1,220)						
Board Approved Reallocation - 11/28/19 - Item # 8A - Project # 5274	(35,513)						
Board Approved Reallocation - 11/28/19 - Item # 8A - Project # 5274	(5,392)						
Board Approved Reallocation - 11/28/19 - Item # 8A - Project # 5274	(342)						
Board Approved Reallocation - 11/28/19 - Item # 8A - Project # 5271	(123,848)						
Board Approved Reallocation - 11/28/19 - Item # 8A - Project # 5271	(112,327)						
Board Approved Reallocation - 11/28/19 - Item # 8A - Project # 5271	(42,264)						
Board Approved Reallocation - 11/28/19 - Item # 8A - Project # 5282	(149)						
Board Approved Reallocation - 11/28/19 - Item # 8A - Project # 5282	(3,582)						
Board Approved Reallocation - 11/28/19 - Item # 8A - Project # 5282	(51,838)						
Board Approved Reallocation - 11/28/19 - Item # 8A - Project # 5279	(1,428)						
Board Approved Reallocation - 11/28/19 - Item # 8A - Project # 5279	(3,700)						
Board Approved Reallocation - 11/28/19 - Item # 8A - Project # 5279	(500)						
Board Approved Reallocation - 11/28/19 - Item # 8A - Project # 5279	(10,000)						
Board Approved Reallocation - 11/28/19 - Item # 8A - Project # 5279	(52,739)						
Board Approved Reallocation - 11/28/19 - Item # 8A - Project # 5270	260,000						
Board Approved Reallocation - 11/28/19 - Item # 8A - Project # 5270	42,900						
Board Approved Reallocation - 11/28/19 - Item # 8A - Project # 5270	90,000						
Board Approved Reallocation - 11/28/19 - Item # 8A - Project # 5270	56,364						
Board Approved Reallocation - 11/28/19 - Item # 8A - Project # 5275	369,486						
Board Approved Reallocation - 11/28/19 - Item # 8A - Project # 5272	10,000						
Board Approved Reallocation - 11/28/19 - Item # 8A - Project # 5272	15,000						
Board Approved Reallocation - 11/28/19 - Item # 8A - Project # 5271	2,500						
Board Approved Reallocation - 11/28/19 - Item # 8A - Project # 5282	133,500						
Board Approved Reallocation - 11/28/19 - Item # 8A - Project # 5279	20,000						
Board Approved Reallocation - 11/28/19 - Item # 8A - Project # 5279	529						
Board Approved Reallocation - 11/28/19 - Item # 8A - Project # 5279	1,447						
Board Approved Reallocation - 11/28/19 - Item # 8A - Project # 5274	24,801						
(35) Board Approved Name change to Malcolm C. Hursey Montessori School - 10/28/19 - Item #12F							
(36) Board Approved Reallocation - 12/16/19 - Item # 10F - Project # 5269	3,200,000						
Board Approved Reallocation - 12/16/19 - Item # 10F - Project # 5232	3,600,000						
Board Approved Reallocation - 12/16/19 - Item # 10F - Project # 5270	1,783,619						
Board Approved Reallocation - 12/16/19 - Item # 10F - Project # 5270	2,000,000						
Board Approved Reallocation - 12/16/19 - Item # 10F - Project # 5270	4,216,381						
Excess Projected Revenues	(14,800,000)						
(37) Board Approved Reallocation - 3/23/20 - Item # 6B - Project # 5271							
Board Approved Reallocation - 3/23/20 - Item # 6B - Project # 5271	(1,250)						
Board Approved Reallocation - 3/23/20 - Item # 6B - Project # 5271	(1,250)						
Board Approved Reallocation - 3/23/20 - Item # 6B - Project # 5271	(1,875)						
Board Approved Reallocation - 3/23/20 - Item # 6B - Project # 5271	(6,650)						
Board Approved Reallocation - 3/23/20 - Item # 6B - Project # 5274	(9,221)						
Board Approved Reallocation - 3/23/20 - Item # 6B - Project # 5278	(3,625)						
Board Approved Reallocation - 3/23/20 - Item # 6B - Project # 5282	(1,358)						
Board Approved Reallocation - 3/23/20 - Item # 6B - Project # 5270	(19,134)						
Board Approved Reallocation - 3/23/20 - Item # 6B - Project # 5270	(9,923)						

Project #	Working Budget	Expenditures Inception May-23	Projected Expenses To Go as of May-23	Notes	% Construction Completed	Anticipated Completion (mm/yy)	% Expended
NOTES: (cont.)							
Board Approved Reallocation - 3/23/20 - Item # 6B - Project # 5279	(1,785)						
Board Approved Reallocation - 3/23/20 - Item # 6B - Project # 5279	(150)						
Board Approved Reallocation - 3/23/20 - Item # 6B - Project # 5279	(1,814)						
Board Approved Reallocation - 3/23/20 - Item # 6B - Project # 5279	(1,590)						
Board Approved Reallocation - 3/23/20 - Item # 6B - Project # 5272	(2,140)						
Board Approved Reallocation - 3/23/20 - Item # 6B - Project # 5270	51,765						
Board Approved Reallocation - 3/23/20 - Item # 6B - Project # 5270	10,000						
(38) Board Approved Reallocation - 4/27/20 - Item # 8D - Project # 5209	(500,000)						
Board Approved Reallocation - 4/27/20 - Item # 8D - Project # 5207	(1,700,000)						
Board Approved Reallocation - 4/27/20 - Item # 8D - Project # 5213	(961,967)						
Board Approved Reallocation - 4/27/20 - Item # 8D - Project # 5237	(2,000,000)						
Board Approved Reallocation - 4/27/20 - Item # 8D - Project # 5212	4,754,967						
Board Approved Reallocation - 4/27/20 - Item # 8D - Project # 5268	407,000						
(39) Board Approved Reallocation - 6/22/20 - Item # 7C - Project # 5270	(675,000)						
Board Approved Reallocation - 6/22/20 - Item # 7C - Project # 5271	675,000						
(40) Board Approved Reallocation - 10/26/20 - Item # 9C - Project # 5232	1,883,610						
Revenue - Proceeds from Sale of Archer ES	(1,883,610)						
(41) Board Approved Reallocation - 10/26/20 - Item # 9D - Project # 5207	(500,000)						
Board Approved Reallocation - 10/26/20 - Item # 9D - Project # 5208	(1,000,000)						
Board Approved Reallocation - 10/26/20 - Item # 9D - Project # 5230	(1,000,000)						
Board Approved Reallocation - 10/26/20 - Item # 9D - Project # 5231	(9,222)						
Board Approved Reallocation - 10/26/20 - Item # 9D - Project # 5237	(840,778)						
Board Approved Reallocation - 10/26/20 - Item # 9D - Project # 5212	2,350,000						
Board Approved Reallocation - 10/26/20 - Item # 9D - Project # 5233	1,000,000						
(42) Board Approved Reallocation - 12/14/20 - Item # 8A - Project # 5270	(1,574)						
Board Approved Reallocation - 12/14/20 - Item # 8A - Project # 5270	(1,948)						
Board Approved Reallocation - 12/14/20 - Item # 8A - Project # 5270	(79)						
Board Approved Reallocation - 12/14/20 - Item # 8A - Project # 5271	(115)						
Board Approved Reallocation - 12/14/20 - Item # 8A - Project # 5271	(500)						
Board Approved Reallocation - 12/14/20 - Item # 8A - Project # 5272	(3,436)						
Board Approved Reallocation - 12/14/20 - Item # 8A - Project # 5272	(5,681)						
Board Approved Reallocation - 12/14/20 - Item # 8A - Project # 5272	(12,735)						
Board Approved Reallocation - 12/14/20 - Item # 8A - Project # 5275	(6,200)						
Board Approved Reallocation - 12/14/20 - Item # 8A - Project # 5275	(38,105)						
Board Approved Reallocation - 12/14/20 - Item # 8A - Project # 5275	(35)						
Board Approved Reallocation - 12/14/20 - Item # 8A - Project # 5282	(38,530)						
Board Approved Reallocation - 12/14/20 - Item # 8A - Project # 5282	(87,793)						
Board Approved Reallocation - 12/14/20 - Item # 8A - Project # 5270	196,732						
(43) Board Approved Reallocation - 12/14/20 - Item # 8B - Project # 5208	(550,336)						
Board Approved Reallocation - 12/14/20 - Item # 8B - Project # 5213	(2,110,261)						
Board Approved Reallocation - 12/14/20 - Item # 8B - Project # 5217	(614,975)						
Board Approved Reallocation - 12/14/20 - Item # 8B - Project # 5237	(809,428)						
Board Approved Reallocation - 12/14/20 - Item # 8B - Project # 5238	3,900,000						
Board Approved Reallocation - 12/14/20 - Item # 8B - Project # 5268	185,000						
(44) Board Approved Reallocation - 7/19/21 - Item # 7B - Project # 5270	(1,151)						
Board Approved Reallocation - 7/19/21 - Item # 7B - Project # 5270	(120,000)						
Board Approved Reallocation - 7/19/21 - Item # 7B - Project # 5270	(50,000)						
Board Approved Reallocation - 7/19/21 - Item # 7B - Project # 5270	(17,001)						
Board Approved Reallocation - 7/19/21 - Item # 7B - Project # 5270	(5,600)						
Board Approved Reallocation - 7/19/21 - Item # 7B - Project # 5271	(22,166)						
Board Approved Reallocation - 7/19/21 - Item # 7B - Project # 5271	(132,723)						
Board Approved Reallocation - 7/19/21 - Item # 7B - Project # 5271	(20,000)						
Board Approved Reallocation - 7/19/21 - Item # 7B - Project # 5271	(12,782)						
Board Approved Reallocation - 7/19/21 - Item # 7B - Project # 5300	(113,019)						
Board Approved Reallocation - 7/19/21 - Item # 7B - Project # 5300	(21,848)						
Board Approved Reallocation - 7/19/21 - Item # 7B - Project # 5300	(79,435)						
Board Approved Reallocation - 7/19/21 - Item # 7B - Project # 5300	(21,900)						
Board Approved Reallocation - 7/19/21 - Item # 7B - Project # 5300	(67,022)						
Board Approved Reallocation - 7/19/21 - Item # 7B - Project # 5279	(40,000)						
Board Approved Reallocation - 7/19/21 - Item # 7B - Project # 5279	(11,412)						
Board Approved Reallocation - 7/19/21 - Item # 7B - Project # 5282	(8,751)						
Board Approved Reallocation - 7/19/21 - Item # 7B - Project # 5270	29,106						
Board Approved Reallocation - 7/19/21 - Item # 7B - Project # 5271	451,281						
Board Approved Reallocation - 7/19/21 - Item # 7B - Project # 5272	264,422						
(45) Board Approved Reallocation - 11/15/21 - Item # 10B - Project # 5270	(53,951)						
Board Approved Reallocation - 11/15/21 - Item # 10B - Project # 5270	(40,000)						
Board Approved Reallocation - 11/15/21 - Item # 10B - Project # 5270	(62,987)						
Board Approved Reallocation - 11/15/21 - Item # 10B - Project # 5270	(5)						
Board Approved Reallocation - 11/15/21 - Item # 10B - Project # 5270	(4,672)						
Board Approved Reallocation - 11/15/21 - Item # 10B - Project # 5270	(2,533)						
Board Approved Reallocation - 11/15/21 - Item # 10B - Project # 5271	(50,000)						
Board Approved Reallocation - 11/15/21 - Item # 10B - Project # 5271	(200)						
Board Approved Reallocation - 11/15/21 - Item # 10B - Project # 5271	(20,000)						
Board Approved Reallocation - 11/15/21 - Item # 10B - Project # 5279	(20,000)						
Board Approved Reallocation - 11/15/21 - Item # 10B - Project # 5300	(8,844)						
Board Approved Reallocation - 11/15/21 - Item # 10B - Project # 5300	(3,018)						
Board Approved Reallocation - 11/15/21 - Item # 10B - Project # 5300	(9,999)						
Board Approved Reallocation - 11/15/21 - Item # 10B - Project # 5300	(5,903)						



Project #	Working Budget	Expenditures Inception May-23	Projected Expenses To Go as of May-23	Notes	% Construction Completed	Anticipated Completion (mm/yy)	% Expended
NOTES: (cont.)							
Board Approved Reallocation - 11/15/21 - Item # 10B - Project # 5300	(10,000)						
Board Approved Reallocation - 11/15/21 - Item # 10B - Project # 5270	292,112						
(46) Board Approved Reallocation - 3/28/22 - Item # 9B - Project # 5270	624,000						
Board Approved Reallocation - 3/28/22 - Item # 9B - Project # 5271	5,752,000						
Board Approved Reallocation - 3/28/22 - Item # 9B - Project # 5275	400,000						
Board Approved Reallocation - 3/28/22 - Item # 9B - Project # 5281	1,224,000						
Excess Projected Revenues	(8,000,000)						
(47) Board Approved Reallocation - 3/28/22 - Item # 9D - Project # 5294	165,000						
Board Approved Reallocation - 3/28/22 - Item # 9D - Project # 5295	(165,000)						
(48) Board Approved Reallocation - 3/28/22 - Item # 9G - Project # 5212	2,172,244						
Excess Projected Revenues	(2,172,244)						
(49) Board Approved Reallocation - 5/23/22 - Item # 10B - Project # 5305	1,500,000						
Excess Projected Revenues	(1,500,000)						
(50) Board Approved Reallocation - 6/27/22 - Item # 11A - Project # 5291	(1,675,000)						
Board Approved Reallocation - 6/27/22 - Item # 11A - Project # 5292	1,675,000						
(51) Board Approved Reallocation - 6/27/22 - Item # 11B - Project # 5271	(49,692)						
Board Approved Reallocation - 6/27/22 - Item # 11B - Project # 5271	(25,784)						
Board Approved Reallocation - 6/27/22 - Item # 11B - Project # 5271	(16,489)						
Board Approved Reallocation - 6/27/22 - Item # 11B - Project # 5271	(25,000)						
Board Approved Reallocation - 6/27/22 - Item # 11B - Project # 5271	(28)						
Board Approved Reallocation - 6/27/22 - Item # 11B - Project # 5282	(23,008)						
Board Approved Reallocation - 6/27/22 - Item # 11B - Project # 5282	(23,359)						
Board Approved Reallocation - 6/27/22 - Item # 11B - Project # 5272	(18,500)						
Board Approved Reallocation - 6/27/22 - Item # 11B - Project # 5300	(9,139)						
Board Approved Reallocation - 6/27/22 - Item # 11B - Project # 5300	(4,570)						
Board Approved Reallocation - 6/27/22 - Item # 11B - Project # 5300	(5,555)						
Board Approved Reallocation - 6/27/22 - Item # 11B - Project # 5300	(451)						
Board Approved Reallocation - 6/27/22 - Item # 11B - Project # 5270	(93,746)						
Board Approved Reallocation - 6/27/22 - Item # 11B - Project # 5270	(32,920)						
Board Approved Reallocation - 6/27/22 - Item # 11B - Project # 5270	(100,000)						
Board Approved Reallocation - 6/27/22 - Item # 11B - Project # 5281	1,295						
Board Approved Reallocation - 6/27/22 - Item # 11B - Project # 5281	32,959						
Board Approved Reallocation - 6/27/22 - Item # 11B - Project # 5270	348,896						
Board Approved Reallocation - 6/27/22 - Item # 11B - Project # 5270	45,089						
(52) Board Approved Reallocation - 8/22/22 - Item # 10B - Project # 5288	(100,000)						
Board Approved Reallocation - 8/22/22 - Item # 10B - Project # 5287	(3,043)						
Board Approved Reallocation - 8/22/22 - Item # 10B - Project # 5291	(500,000)						
Board Approved Reallocation - 8/22/22 - Item # 10B - Project # 5285	603,043						
(53) Board Approved Reallocation - 10/24/22 - Item # 9A - Project # 5290	(72,800)						
Board Approved Reallocation - 10/24/22 - Item # 9A - Project # 5293	(100,000)						
Board Approved Reallocation - 10/24/22 - Item # 9A - Project # 5295	(100,000)						
Board Approved Reallocation - 10/24/22 - Item # 9A - Project # 5289	(351,385)						
Board Approved Reallocation - 10/24/22 - Item # 9A - Project # 5292	624,185						
(54) Board Approved Reallocation - 10/24/22 - Item # 9C - Project # 5285	8,000,000						
Board Approved Reallocation - 10/24/22 - Item # 9C - Project # 5289	5,000,000						
Board Approved Reallocation - 10/24/22 - Item # 9C - Project # 5292	2,750,000						
Board Approved Reallocation - 10/24/22 - Item # 9C - Project # 5270	1,825,000						
Board Approved Reallocation - 10/24/22 - Item # 9C - Project # 5271	1,325,000						
Board Approved Reallocation - 10/24/22 - Item # 9C - Project # 5272	325,000						
Board Approved Reallocation - 10/24/22 - Item # 9C - Project # 5273	375,000						
Board Approved Reallocation - 10/24/22 - Item # 9C - Project # 5278	200,000						
Board Approved Reallocation - 10/24/22 - Item # 9C - Project # 5279	950,000						
Excess Projected Revenues	(20,750,000)						
(55) Board Approved Reallocation - 10/24/22 - Item # 9E - Project # 5207	(55,416)						
Board Approved Reallocation - 10/24/22 - Item # 9E - Project # 5210	(4,155,193)						
Board Approved Reallocation - 10/24/22 - Item # 9E - Project # 5213	(1,869,087)						
Board Approved Reallocation - 10/24/22 - Item # 9E - Project # 5217	(345,244)						
Board Approved Reallocation - 10/24/22 - Item # 9E - Project # 5230	(318,775)						
Board Approved Reallocation - 10/24/22 - Item # 9E - Project # 5232	(979,122)						
Board Approved Reallocation - 10/24/22 - Item # 9E - Project # 5234	(1,431,981)						
Board Approved Reallocation - 10/24/22 - Item # 9E - Project # 5235	(1,431,981)						
Board Approved Reallocation - 10/24/22 - Item # 9E - Project # 5236	(480,115)						
Board Approved Reallocation - 10/24/22 - Item # 9E - Project # 5237	(2,165,309)						
Board Approved Reallocation - 10/24/22 - Item # 9E - Project # 5252	(1,504,218)						
Board Approved Reallocation - 10/24/22 - Item # 9E - Project # 5269	(7,746,431)						
Board Approved Reallocation - 10/24/22 - Item # 9E - Project # 5206	2,000,000						
Board Approved Reallocation - 10/24/22 - Item # 9E - Project # 5208	8,000,000						
Board Approved Reallocation - 10/24/22 - Item # 9E - Project # 5209	6,900,000						
Board Approved Reallocation - 10/24/22 - Item # 9E - Project # 5215	4,600,000						
Board Approved Reallocation - 10/24/22 - Item # 9E - Project # 5268	300,000						
Board Approved Reallocation - 10/24/22 - Item # 9E - Project # 9970	682,871						

CAPITAL PROGRAM  
2010 - 2016 BUILDING PROGRAM  
One Cent Sales Tax  
May 31, 2023

Project #		Revised Budget	CM Fees	Working Budget	Expenditures Inception May-23	Projected Expenses To Go as of May-23	Notes	% Construction Completed	% Expended	Anticipated Completion (mm/yy)
<b>CONSTRUCTION MANAGEMENT PROJECTS</b>										
5133	<b>WAVE 1</b> MEMMINGER ES	21,600,155	(959,356)	20,640,799	20,640,797	0	(4), (7), (8), (9), (21)	100%	100%	Complete
5158	<b>WAVE 4</b> EMERGENCY OPERATIONS CENTER @ BRIDGE VIEW	4,706,137	(156,500)	4,549,637	4,532,641	16,996	(12), (17), (18), (20), (23)	100%	100%	Completed
5173	<b>WAVE 7</b> DISTRICT 3 BUS LOT	5,300,000	(275,000)	5,025,000	523,020	4,501,980	(18), (19), (22)	10%	10%	Sep-25
5180	Ω DISTRICT WIDE ATHLETIC IMPROVEMENTS	12,062,370	(487,375)	11,574,995	11,167,985	407,010	(9), (12), (13), (14), (18), (20), (23)	96%	96%	Dec-23
5136	CMFEE - CUMMING	0	4,578,036	4,578,036	4,578,035	(0)		N/A	100%	N/A
5137	CMFEE - CUMMING 2010-2016	0	19,306,514	19,306,514	19,233,340	73,174		N/A	100%	N/A
<b>Total Construction Management Projects</b>		<b>43,668,662</b>	<b>22,006,318</b>	<b>65,674,981</b>	<b>60,675,819</b>	<b>4,999,159</b>				
<b>PROGRAM CONTINGENCY / MANAGEMENT</b>										
5142	IT PROJECT MANAGEMENT	1,601,114	0	1,601,114	1,538,993	62,121				
5599	BOND FUND ADMIN	709,569	0	709,569	709,568	(0)				
9988	PROGRAM CONTINGENCY - BAN - FUND #573	19,223	0	19,223	0	19,223				
9989	PROGRAM CONTINGENCY -ONE CENT SALES TAX- FUND #574	1,515,477	0	1,515,477	0	1,515,477	(9), (10), (11), (12), (13), (15), (16), (18), (21)			
<b>Total Program Contingency / Management</b>		<b>3,845,383</b>	<b>0</b>	<b>3,845,383</b>	<b>2,248,561</b>	<b>1,596,821</b>				
<b>TOTAL 2010 - 2016 BUILDING PROGRAM</b>		<b>47,514,045</b>	<b>22,006,318</b>	<b>69,520,364</b>	<b>62,924,380</b>	<b>6,595,980</b>				

Ω District Wide Athletic Improvements \$100,000 non-OCST funding source

**NOTES:**

(4)	Board Approved Reallocation - 6/10/13 - Exec I Item #1.5 - Project #5133	400,000
	Board Approved Reallocation - 6/10/13 - Exec I Item #1.5 - Project #9976	(400,000)
(7)	Board Approved Reallocation - 8/11/14 - Item #10.1G - Project #5130	(1,000,000)
	Board Approved Reallocation - 8/11/14 - Item #10.1G - Project #5133	(500,000)
	Board Approved Reallocation - 8/11/14 - Item #10.1G - Project #5150	(700,000)
	Board Approved Reallocation - 8/11/14 - Item #10.1G - Project #5152	2,200,000
(8)	Board Approved Reallocation - 4/13/15 - Item #10.1D - Project # 5130	(555,000)
	Board Approved Reallocation - 4/13/15 - Item #10.1D - Project # 5133	(303,600)
(9)	Board Approved Reallocation - 4/25/16 - Item #9.5B - Project # 5171	(3,350,000)
	Board Approved Reallocation - 4/25/16 - Item #9.5B - Project # 5151	(5,212,104)
	Board Approved Reallocation - 4/25/16 - Item #9.5B - Project # 5188	(1,597,642)
	Board Approved Reallocation - 4/25/16 - Item #9.5B - Project # 5153	(1,478,731)
	Board Approved Reallocation - 4/25/16 - Item #9.5B - Project # 5161	(1,142,705)
	Board Approved Reallocation - 4/25/16 - Item #9.5B - Project # 5148	(1,123,100)
	Board Approved Reallocation - 4/25/16 - Item #9.5B - Project # 5147	(1,078,802)
	Board Approved Reallocation - 4/25/16 - Item #9.5B - Project # 5132	(465,382)
	Board Approved Reallocation - 4/25/16 - Item #9.5B - Project # 5145	(324,157)
	Board Approved Reallocation - 4/25/16 - Item #9.5B - Project # 5191	(270,000)
	Board Approved Reallocation - 4/25/16 - Item #9.5B - Project # 5144	(183,567)
	Board Approved Reallocation - 4/25/16 - Item #9.5B - Project # 5133	(16,245)
	Board Approved Reallocation - 4/25/16 - Item #9.5B - Project # 5130	(10,118)
	Board Approved Reallocation - 4/25/16 - Item #9.5B - Project # 5131	120,000
	Board Approved Reallocation - 4/25/16 - Item #9.5B - Project # 5150	250,000

Project #	Revised Budget	CM Fees	Working Budget	Expenditures Inception May-23	Projected Expenses To Go as of May-23	Notes	% Construction Completed	% Expended	Anticipated Completion (mm/yy)
<b>NOTES: (cont.)</b>									
Board Approved Reallocation - 4/25/16 - Item #9.5B - Project # 5180	5,142,553								
Board Approved Reallocation - 4/25/16 - Item #9.5B - Project # 5155	7,740,000								
Board Approved Reallocation - 4/25/16 - Item #9.5B - Project # 9989	3,000,000								
(10) Board Approved Reallocation - 6/27/16 - Item # 10.2D- Project # 5149	(200,000)								
Board Approved Reallocation - 6/27/16 - Item # 10.2D- Project # 5147	(450,000)								
Board Approved Reallocation - 6/27/16 - Item # 10.2D- Project # 5151	(650,000)								
Board Approved Reallocation - 6/27/16 - Item # 10.2D- Project # 5159	600,000								
Board Approved Reallocation - 6/27/16 - Item # 10.2D- Project # 9989	700,000								
(11) Board Approved Reallocation - 9/26/16 - Item # 9.2B - Project #5178	12,230,983								
Board Approved Reallocation - 9/26/16 - Item # 9.2B - Project #5174	(6,141,850)								
Board Approved Reallocation - 9/26/16 - Item # 9.2B - Project #9989	(3,700,000)								
Excess Projected Revenues	(2,389,133)								
District 8% Capacity - at future time (project # 5178)	6,600,000								
(12) Board Approved Reallocation - 12/12/16 - Item # 13.1D - Project #5131	(30,000)								
Board Approved Reallocation - 12/12/16 - Item # 13.1D - Project #5132	(605,323)								
Board Approved Reallocation - 12/12/16 - Item # 13.1D - Project #5144	(56,241)								
Board Approved Reallocation - 12/12/16 - Item # 13.1D - Project #5145	(150,000)								
Board Approved Reallocation - 12/12/16 - Item # 13.1D - Project #5147	(560,000)								
Board Approved Reallocation - 12/12/16 - Item # 13.1D - Project #5149	(285,000)								
Board Approved Reallocation - 12/12/16 - Item # 13.1D - Project #5151	(181,000)								
Board Approved Reallocation - 12/12/16 - Item # 13.1D - Project #5153	(482,000)								
Board Approved Reallocation - 12/12/16 - Item # 13.1D - Project #5180	(7,740)								
Board Approved Reallocation - 12/12/16 - Item # 13.1D - Project #5180	(479,338)								
Board Approved Reallocation - 12/12/16 - Item # 13.1D - Project #5180	(122,245)								
Board Approved Reallocation - 12/12/16 - Item # 13.1D - Project #5180	700,000								
Board Approved Reallocation - 12/12/16 - Item # 13.1D - Project #5180	850,000								
Board Approved Reallocation - 12/12/16 - Item # 13.1D - Project #5158	1,385,563								
Board Approved Reallocation - 12/12/16 - Item # 13.1D - Project #9989	23,324								
(13) Board Approved Reallocation - 4/24/17 - Item # 11.1E - Project #5147	(35,032)								
Board Approved Reallocation - 4/24/17 - Item # 11.1E - Project #5148	(39,956)								
Board Approved Reallocation - 4/24/17 - Item # 11.1E - Project #5152	(397,071)								
Board Approved Reallocation - 4/24/17 - Item # 11.1E - Project #5153	(76,082)								
Board Approved Reallocation - 4/24/17 - Item # 11.1E - Project #5154	(192,571)								
Board Approved Reallocation - 4/24/17 - Item # 11.1E - Project #5159	200,000								
Board Approved Reallocation - 4/24/17 - Item # 11.1E - Project #5180	816,770								
Board Approved Reallocation - 4/24/17 - Item # 11.1E - Project #5155	193,000								
Board Approved Reallocation - 4/24/17 - Item # 11.1E - Project #5174	1,130,942								
Board Approved Reallocation - 4/24/17 - Item # 11.1E - Project #9989	(1,600,000)								
(14) Board Approved Reallocation - 7/24/17 - Item # 7.2C - Project #5143	(456,000)								
Board Approved Reallocation - 7/24/17 - Item # 7.2C - Project #5165	(1,000,000)								
Board Approved Reallocation - 7/24/17 - Item # 7.2C - Project #5180	200,000								
Board Approved Reallocation - 7/24/17 - Item # 7.2C - Project #5155	1,256,000								
(15) Board Approved Reallocation - 1/22/18 - Item # 11.1D - Project # 5131	(2,870)								
Board Approved Reallocation - 1/22/18 - Item # 11.1D - Project # 5147	(3,443)								
Board Approved Reallocation - 1/22/18 - Item # 11.1D - Project # 5148	(30,862)								
Board Approved Reallocation - 1/22/18 - Item # 11.1D - Project # 5149	(195,582)								
Board Approved Reallocation - 1/22/18 - Item # 11.1D - Project # 5150	(78,739)								
Board Approved Reallocation - 1/22/18 - Item # 11.1D - Project # 5152	(140,967)								
Board Approved Reallocation - 1/22/18 - Item # 11.1D - Project # 5153	(60,442)								
Board Approved Reallocation - 1/22/18 - Item # 11.1D - Project # 5154	(17,866)								
Board Approved Reallocation - 1/22/18 - Item # 11.1D - Project # 5161	(220,346)								
Board Approved Reallocation - 1/22/18 - Item # 11.1D - Project # 5165	(2,464,200)								
Board Approved Reallocation - 1/22/18 - Item # 11.1D - Project # 5182	(234,935)								
Board Approved Reallocation - 1/22/18 - Item # 11.1D - Project # 5183	(220,225)								
Board Approved Reallocation - 1/22/18 - Item # 11.1D - Project # 5184	(259,285)								
Board Approved Reallocation - 1/22/18 - Item # 11.1D - Project # 5185	(154,135)								
Board Approved Reallocation - 1/22/18 - Item # 11.1D - Project # 5191	(1,575)								
Board Approved Reallocation - 1/22/18 - Item # 11.1D - Project # 5188	140,000								
Board Approved Reallocation - 1/22/18 - Item # 11.1D - Project # 5143	50,000								
Board Approved Reallocation - 1/22/18 - Item # 11.1D - Project # 5174	2,672,937								
Board Approved Reallocation - 1/22/18 - Item # 11.1D - Project # 5155	125,000								
Board Approved Reallocation - 1/22/18 - Item # 11.1D - Project # 9989	1,097,534								
(16) Board Approved Reallocation - 4/23/18 - Item # XI A1 - Project # 5178	2,500,000								
Board Approved Reallocation - 4/23/18 - Item # XI A1 - Project # 5174	(1,000,000)								
Board Approved Reallocation - 4/23/18 - Item # XI A1 - Project # 9989	(1,500,000)								

Project #	Revised Budget	CM Fees	Working Budget	Expenditures Inception May-23	Projected Expenses To Go as of May-23	Notes	% Construction Completed	% Expended	Anticipated Completion (mm/yy)
<b>NOTES: (cont.)</b>									
(17) Board Approved Reallocation - 8/27/18 - Item # 8A - Project # 5144	(26,788)								
Board Approved Reallocation - 8/27/18 - Item # 8A - Project # 5145	(33,092)								
Board Approved Reallocation - 8/27/18 - Item # 8A - Project # 5148	250,000								
Board Approved Reallocation - 8/27/18 - Item # 8A - Project # 5150	(1,178)								
Board Approved Reallocation - 8/27/18 - Item # 8A - Project # 5155	(407,118)								
Board Approved Reallocation - 8/27/18 - Item # 8A - Project # 5156	(500,000)								
Board Approved Reallocation - 8/27/18 - Item # 8A - Project # 5158	(150,619)								
Board Approved Reallocation - 8/27/18 - Item # 8A - Project # 5159	971,796								
Board Approved Reallocation - 8/27/18 - Item # 8A - Project # 5188	(113,000)								
Board Approved Reallocation - 8/27/18 - Item # 8A - Project # 5185	10,000								
(18) Board Approved Reallocation - 9/23/19 - Item # 8B - Project #5149	(31,206)								
Board Approved Reallocation - 9/23/19 - Item # 8B - Project #5151	(36,630)								
Board Approved Reallocation - 9/23/19 - Item # 8B - Project #5152	(41,856)								
Board Approved Reallocation - 9/23/19 - Item # 8B - Project #5155	(12,446)								
Board Approved Reallocation - 9/23/19 - Item # 8B - Project #5158	250,000								
Board Approved Reallocation - 9/23/19 - Item # 8B - Project #5158	(522,872)								
Board Approved Reallocation - 9/23/19 - Item # 8B - Project #5173	2,000,000								
Board Approved Reallocation - 9/23/19 - Item # 8B - Project #5174	(1,012,175)								
Board Approved Reallocation - 9/23/19 - Item # 8B - Project #5180	336,000								
Board Approved Reallocation - 9/23/19 - Item # 8B - Project #5185	(1,070)								
Board Approved Reallocation - 9/23/19 - Item # 8B - Project #9989	(927,745)								
(19) Board Approved Reallocation - 8/24/20 - Item # 7A - Project #5173	2,100,000								
Revenue - Proceeds from Sale of Archer ES	(2,100,000)								
(20) Board Approved Reallocation - 10/26/20 - Item # 9B - Project # 5143	(18,056)								
Board Approved Reallocation - 10/26/20 - Item # 9B - Project # 5148	(60,005)								
Board Approved Reallocation - 10/26/20 - Item # 9B - Project # 5151	(10,000)								
Board Approved Reallocation - 10/26/20 - Item # 9B - Project # 5155	(50,016)								
Board Approved Reallocation - 10/26/20 - Item # 9B - Project # 5156	(57,668)								
Board Approved Reallocation - 10/26/20 - Item # 9B - Project # 5159	(195,059)								
Board Approved Reallocation - 10/26/20 - Item # 9B - Project # 5174	(7,845)								
Board Approved Reallocation - 10/26/20 - Item # 9B - Project # 5178	(750,000)								
Board Approved Reallocation - 10/26/20 - Item # 9B - Project # 5158	809,554								
Board Approved Reallocation - 10/26/20 - Item # 9B - Project # 5180	339,096								
(21) Board Approved Reallocation - 10/25/21 - Item # 9C - Project # 5143	(500)								
Board Approved Reallocation - 10/25/21 - Item # 9C - Project # 5155	(500)								
Board Approved Reallocation - 10/25/21 - Item # 9C - Project # 5156	(1,349)								
Board Approved Reallocation - 10/25/21 - Item # 9C - Project # 5159	(4,425)								
Board Approved Reallocation - 10/25/21 - Item # 9C - Project # 5178	(105,454)								
Board Approved Reallocation - 10/25/21 - Item # 9C - Project # 5171	(115,000)								
Board Approved Reallocation - 10/25/21 - Item # 9C - Project # 5133	20,000								
Board Approved Reallocation - 10/25/21 - Item # 9C - Project # 9989	207,228								
(22) Board Approved Reallocation - 4/25/22 - Item # 9A - Project # 5173	(2,100,000)								
Purchase of D9 Land for combined school & bus lot									
(23) Board Approved Reallocation - 10/24/22 - Item # 9D - Project # 5145	(98,913)								
Board Approved Reallocation - 10/24/22 - Item # 9D - Project # 5158	(88,361)								
Board Approved Reallocation - 10/24/22 - Item # 9D - Project # 5180	187,274								



## **2023-2028 Phase V Capital Program Citizens Oversight Steering Committee II**

**August 2, 2023**

### **Status**

#### **WAVE 1 PROJECTS:**

##### Hursey Montessori

Scope: Design and construction of a new 120,000sf Hursey Montessori school for 600 students in 3K through 8<sup>th</sup> grade on the existing Ron McNair Campus.

Contractor: McKnight Construction Company

Exterior brick is complete, and the masons are working on point-up. The HVAC 4-pipe system is 98% complete on the 1<sup>st</sup> floor, 95% complete on the 2<sup>nd</sup> floor and 80% complete on the third floor. The tie in of HVAC units for classrooms is 70% complete and rooftop units are 60% complete. The overhead inspection has been completed for the two-story wing and subs are working on OSF readiness for the 1<sup>st</sup> and 2<sup>nd</sup> floors of the 3-story wing. Permanent power has been obtained, floor and wall tiling for first floor restrooms are complete and painters are fully engaged throughout. Due to weather and construction delays, owner occupancy has been changed to Thanksgiving Break.

##### Ladson Elementary:

Scope: Design and construction of a new 111,000sf building for 900 students in First through Fifth grades on the existing Ladson Elementary Campus.

The Phase I Portable Classroom Relocation Package Contractor is Chambers & Associates. The Land Disturbance Permit is approved, and the contractor has begun to mobilize.

The Phase II Main Building Package was bid in April 2023. However, the received bids were over the stated construction budget. The Design Team is working on adjusting scope and implementing value engineering. Re-solicitation for general contractor qualifications is underway and the project will be rebid fall 2023. The project is on target for a 2025 completion.



#### D9 Elementary:

Scope: Design and construction of a new two story 88,000sf 700-student (900 core) elementary school in second through fifth grade on John's Island.

The Design-Build Team (Thompson Turner | CDI and Quackenbush | Clancy+Wells) are working on re-permitting construction documents for the Phase I Early Site Land Disturbance Permit due to the U.S. Army Corps of Engineers wetland findings. These findings have also impacted the internal road layout for the main building package. The Design-Build Team is working with City officials to mitigate these impacts and address stormwater concerns. In addition, The team is working with SCDOT, CCSD, Charleston County, the City of Charleston and neighbors on the design of the road improvements to River Road at the school's main entrance and the Brownswood-River Road intersection. Clearing is scheduled to begin this fall and vertical construction is scheduled to start by January 2024. The project completion date is TBD.

#### Early College High School:

Scope: Design and construction of a new 60,000sf support building for Early College High School at the existing Fraser Campus. The new facility is programmed to include science labs, AVID classrooms, project labs, a multipurpose room, and administrative offices.

Contractor: Contract Construction, Inc.

The ECHS Support Building has completed the Construction Document Phase. The Design Team is continuing to work with District, ECHS staff and community partners on the floor plan and preservation of historical components. Sitework is ongoing to prep underground utilities and underground water detention system has been released for material procurement. Demolition is underway and placement of concrete piles is ongoing and will be completed by summer. The project is on schedule to be completed by December 2024.

#### District Wide Building Improvements:

##### North Charleston HS Front Office & Cafeteria Renovations

Scope: Relocate the main entrance and office to Montague Avenue, expand the cafeteria, create a new weight room and training room.

CARBRA Construction has completed the new front office renovation and training room. The renovations to the weight room are nearly complete as the contractor is installing final finishes and graphics. In the cafeteria, the new steel beam has been installed, the mechanical system is being tied in and finishes are underway. The project is scheduled for completion in August 2023.



#### Charleston Charter Math & Science Classroom and Bathroom renovations

Scope: Renovate the existing gym locker rooms and restrooms.

Demolition and flooring are complete. Contractors are installing wall tile, painting and setting new plumbing fixtures. The project is on schedule to be completed in August 2023.

#### District Wide Athletic Improvements:

##### St. John's HS City Park Improvements

Scope: A 3-phase project to make improvements to the St. John's City Park athletic facilities to support the St. John's HS Athletic Department.

Project Cancelled.

##### West Ashley HS Wrestling Room and Storage Addition

Scope: Renovate the existing gym restrooms and locker rooms.

The project has been awarded to Palmetto First Builders. The contractor is currently working on underground utilities and is gearing up to start foundations in August. The project is scheduled to be completed in December 2023.

##### Military Magnet Athletic Room Addition

Scope: Expand the existing weight room.

The metal building has been bid and awarded to IPW Construction Group. Shop drawings have been reviewed and the building has been released for production. The Design Team is completing final construction documents and preparing to issue the documents for bidding. The project is on schedule for occupancy June 2024.

#### District Wide Paving Improvements:

##### Murray LaSaine Extend Car Loop

Scope: Design and construction of an extended car loop to create additional car stacking on site.

The project was awarded to Eadie's Diva D Enterprises. The contractor has mobilized and started demolition. The project is on schedule to be completed in November 2023.

##### Belle Hall ES Bus Parking Addition

Scope: Design and construction of 75 parking spaces for staff members.



The project was awarded to Alston Farrell Construction. Paving is complete and the contractor is working on landscaping, pavement markings and signage. The project is on schedule to be completed in August 2023.

#### E.B. Ellington ES Parking Addition

Scope: Design and construction of 25 parking spaces.

The project has been awarded to Duke Commercial Construction. The subbase and ready for paving. The project is on schedule to be completed in August 2023.

#### Mamie P. Whitesides ES Extend Car Loop

Scope: Design and construction of an expansion to the car loop to increase car stacking on site.

The project was bid in May 2023. However, the received bids were over the stated construction budget. Additional funding is being requested and the project is scheduled to be rebid this fall.

### **WAVE 2 PROJECTS:**

#### Lambs Elementary School and Early Learning & Family Development Center

Scope: Design and construction of a new 130,000sf, 1200-student elementary school and a 74,000sf Early Learning and Family Development Center (ELC). The elementary school is being built on the existing Lambs campus and the final location of the ELC is still to be determined.

The Lambs ES & ELC project has been awarded to Jumper Carter Sease Architects. The elementary school is comprised of multiple construction phases including a portable classroom phase, a vertical construction phase, and a final demolition and site phase. The Design Team has completed the Schematic Design phase for the elementary school and is working on Design Development documents. They are continuing to meet with District and school staff to refine the site plan, floor plans and elevations. In parallel, the Design Team is developing the portable classroom phase slated to begin construction in Spring 2024. The design for the early learning center is scheduled to start in 2024.

The project is on schedule for an August 2026 occupancy of the elementary school and an August 2027 occupancy of the Early Learning Center.





#### D10 West Ashley Middle School

Scope: Design and construction of a new 95,000sf, 600-student (900 core) middle school on the existing C.E. Williams North Campus. The architectural and engineering services solicitation process has begun. The project is on schedule for occupancy December 2026.

#### James Island Early Education and Family Development Center

Scope: Design and construction of a new 76,000sf Early Education and Family Development Center on the existing James Island Middle School Campus. The architect and engineering services have been awarded to McMillan Pazdan Smith Architecture located in Charleston, SC.

The project is on schedule for occupancy in August 2026.

#### St. John's High School Stadium Improvements

Scope: Stadium improvements include renovation of the stands, concessions, and press box.

Studio Architects are complete with the Design Development phase and are continuing to refine the design with school and district staff. The project is scheduled to bid fall of 2023 with construction starting after the end of the football season. The project is on schedule to be ready for the 2024 football season.

### **WAVE 3 PROJECTS:**

#### New D23 Elementary Expansion

Scope: To Be Determined.

#### James B. Edwards Elementary School

Scope: Design and construction of a new 107,000sf, 900-student elementary school on the existing James B. Edwards Campus. The project is on schedule for occupancy August 2028.

#### Stall High School Expansion

Scope: Design and construction of a new 600-student classroom wing, new auditorium, cafeteria expansion and interior renovations of affected areas. The architectural and engineering services solicitation process has begun. The project is on schedule for completion in Fall 2026 with interior renovations of the existing auditorium and music classrooms by Summer 2027.



#### James Island Charter High School Stadium Improvements

Scope: Stadium improvements include renovation of the stands, concessions, and press box. The project is on schedule for completion in Summer 2027.

#### Cario Middles School Expansion

Scope: Design and construction of a new 300-student addition. The project is on schedule for occupancy in August 2028.

### **COMPLETED PROJECTS:**

#### Wando HS Band Room Renovations

Scope: Design and construction of an expansion to the existing band room.

#### Ashley River Creative Arts Gym Restroom Renovations

Scope: Renovate the existing gym restrooms and locker rooms.

#### West Ashley HS Orchestra Storage Upgrade

Scope: Add instrument and sheet music storage to the orchestra room.

#### Baptist Hill HS Weight Room

Scope: Renovate and enlarge the existing weight room.

#### Mary Ford Early Learning & Family Center Extend Car Loop

Scope: Design and construction of an expansion to the car loop to increase car stacking on site.

#### East Cooper Montessori Extend Car Loop and Fire Lane

Scope: Design and construction of a new fire lane and an expansion to the car stacking loop.

#### Academic Magnet HS Parking Addition

Scope: Design and construction to convert an existing gravel parking lot into an asphalt parking lot.

#### Pepperhill ES Bus Entrance Addition

Scope: Design and construction of a new bus entrance and fire lane.

**WEBSITE UPDATES**

<https://www.ccsdschools.com/Page/7373>

**MALCOLM C. HURSEY MONTESSORI AT RON MCNAIR CAMPUS**



Aerial – July 29, 2023



Aerial – July 29, 2023



Area 3 - Classroom



Area 2 - Media Center



Area 3 – Corridor



Spruill Avenue Elevation




## EARLY COLLEGE HIGH SCHOOL



Aerial



Aerial



Front Entrance Demolition



Interior Entrance Demo



Interior Hallway Demo



Classroom Demo



North Charleston HS – Building Improvement Project



West Ashley High School – Multipurpose Room & Storage



Belle Hall ES – Additional Staff Parking





Pepperhill Elementary School – Traffic Loop Extension



Mary Ford ES – Paving Improvement Project



Academic Magnet – Paving Improvement Project





East Cooper Montessori – Paving Improvement Project



Baptist Hill HS Weight Room Addition – Athletic Improvement Project



Wando HS Band Addition – Building Improvement Project



Ashley River Middle School – Gym Bathroom Renovations





**Citizens Oversight Steering Committee II  
2011-2016 Phase III & 2017-2022 Phase IV Capital Programs  
August 2, 2023**

**Project Updates**

**REMAINING PHASE III FUNDED PROJECTS:**

D3 Bus Parking:

Design architect has been awarded (Reveer Group). Project is in permitting phase. Design scheduled to start November 2023 and complete August 2024. Construction scheduled to start October 2024 and complete December 2025.

District Wide Athletic Improvements:

D4 Baseball and Softball Field Advanced Designs. RFQ for selection of design firm(s) is in process. Design and permitting is scheduled to start September 2023.

**REMAINING PHASE IV FUNDED PROJECTS:**

Stoney Field Improvements:

All base scope work is complete. Additional scope work, renovation of press box; was bid and awarded. Work is on-going; however, project has been delayed due to delivery chain issues with the storefront windows and metal stairs. Projected completion is now November 2023. Although delayed, press box can and will be used for Burke home games.

Mitchell ES Phase 3:

The added Mitchell Phase 3 project scope includes the replacement of the HVAC boiler and cooling tower pumps. All work is substantially complete. Punch list and close-out in progress.

Lucy Beckham HS-Baseball Field: Whipple Road Baseball Field is substantially complete. Punch list and close-out in progress.

C E Williams-Classroom Wing Addition: Bids were received on June 14th. Leitner Construction was low bidder and has been awarded the project. Their contract was approved by Board on July 17<sup>th</sup>. Construction to start August 2023 and complete October 2024.

Carolina Park ES – 2 Story Classroom Wing Addition: The design/build team has been selected (Hill Construction/Glick-Boehm Architects). Program has been finalized. Schematic Design has been completed. Construction of site foundation work has started. Main building construction to start November 2023 and project completion November 2024.

D4 Stadium-New Track: The design team of Reveer Group has been selected. Their contract is scheduled to be approved by Board in August. Design & Permitting scheduled to start September 2023 and complete August 2024. Construction scheduled to start September 2024 and complete December 2025.

---

Murray-LaSaine – Multipurpose Room Addition: RFQ for selection of the design team is in process. Short listed design firms have been selected for interviews. CCSD will interview the firms of AAG, Rosenblum-Coe, Glick-Boehm and Clancy+Wells on August 15<sup>th</sup>. Design scheduled to start September 2023 and complete June 2024. Construction scheduled to start July 2024 and complete December 2025.

## **Long Term Debt Projects (Design Only)**

### A C Corcoran ES (Advanced Design):

Scope of work is the design of a new 20,800 SF addition for 4<sup>th</sup> & 5<sup>th</sup> grades. The design team of Little Architects have completed the schematic design phase and design development phase. Construction documents are scheduled to complete September 2023.

### Deer Park MS (Advanced Design):

Scope of work is the design of a new 12,775 SF kitchen/cafeteria addition and renovate existing kitchen/cafeteria into music and art spaces. The design team of AAG Architects have completed the schematic design phase and design development phase. Construction documents are scheduled to complete September 2023.

### Morningside MS (Advanced Design):

Scope of work is the design of a new 900 student middle school on existing site. The design team of Rosenblum-Coe Architects have completed the schematic design phase and design development phase. Construction documents are scheduled to complete September 2023.

---

## **COMPLETED PHASE III PROJECTS**

*New Memminger ES*

*New James Simons ES*

*New Buist Academy*

*New Charleston Progressive ES*

*New Wando CAS*

*New Harborview ES*

*New Chicora ES*

*New St Andrews ES*

*New Montessori Community School*

*New Springfield ES*

*New Laing MS*

*Murray LaSaine – Renovations*

*Angel Oak ES – Additions and Renovations*

*New N. Charleston Creative Arts ES*

*James Island Charter HS – New Performing Arts Addition*

*New CCSD Emergency Operations Center*

*Lowcountry Tech @ Burke HS – Renovations*

*New Stono Park ES*

*New Jennie Moore ES*

*Azalea Bust Lot Renovations*

*Pinehurst ES – Additions & Renovations*

---

## **COMPLETED PHASE IV PROJECTS**

James Island Charter HS New CTE & Competition Gym:

Land Purchase and Advance Design for D1 MS/HS:

Haut Gap MS:

Mitchell Phase 1&2

Baptist Hill – CTE Addition & Renovations

CCSD EOC Expansion

New West Ashley Area CAS:

New Dunston ES:

New C E Williams MS:

New Camp Road MS:

New Lucy Beckham HS:

Moultrie Middle School Expansion (Classroom & Exploratory):

New Cooper River CAS:

New D4 Regional Stadium:

New D2 Regional Stadium:

New Carolina Park ES:

St. James-Santee Renovations:

James Simons - 3<sup>rd</sup> Floor Up fit:

Murray LaSaine Annex Renovation:

New Burns ES:

District 4 Land (Deer Park MS):

---