

Getting Started with Sora on Your Own Device



With Sora, you can get free ebooks and audiobooks from your school.

[Watch the getting-started video](#)





Step 1

Install the *free* Sora app from the [Apple App Store](#) or [Google Play Store](#), or go to [soraapp.com](#).


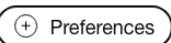
Step 2

In Sora, click I Have a Setup Code and use the code **ccsdsc**, then sign in. This will take you to Clever to fully sign you in.

Step 3

In Sora, click on the menu  and choose  **Add a library**. Type in Charleston County Public Library to have access to all of CCPL's digital collections as well as CCSD's ebooks and audiobooks.

Step 4

Browse the  **Explore** tab and borrow a book. Your book will open so you can start reading right away. You can click the  **Preferences** button to browse only ebooks or only audiobooks or only books currently available.

Step 5

Close the book and go to  **Shelf** to see all your books. From there, you can:

- Select **Open book** or **Open audiobook** to read or listen to the book.
- Select **Options** to renew or return the book, see your notes and highlights, and more.

Learn more

-
- [How to use the ebook reader](#) [How to use the audiobook player](#)
 - [Where to find loans, holds, lists, and history](#) [Where to find your notes and highlights](#)
 - [How to download a book](#)