







English

ESL at Home K-2 Weeks 1-2

Use notebook paper to complete these activities. Do one each day!

Monday	Tuesday	Wednesday	Thursday	Friday
<p>Watch a TV show or movie.</p> <p>List:</p> <ul style="list-style-type: none"> Title Characters Setting Beginning Middle End 	<p>Use objects in your house to invent something.</p> <p>Illustrate it and label it.</p> 	<p>What do you look like? Use a mirror to draw and label yourself.</p> 	<p>Write a word that starts with every letter of the alphabet.</p> <p>Example: A: apple B: boy</p>	<p>Use a toothbrush to measure 5 things in your house.</p> <p><small>Name: _____</small></p> <p> Toothbrush Measuring </p> <p>The <input type="text"/> is ___ toothbrushes long.</p> <p>The <input type="text"/> is ___ toothbrushes long.</p> <p>The <input type="text"/> is ___ toothbrushes long.</p> <p>The <input type="text"/> is ___ toothbrushes long.</p>

Monday	Tuesday	Wednesday	Thursday	Friday
<p>Find 10 things that are heavy. Draw them or write a list.</p> <p>Find 10 things that are red. Draw them or write a list.</p> <p>Find 10 things that are soft. Draw them or write a list.</p>	<p>Stack cans and boxes to make a tower. Stand back and throw a small pillow to knock it down.</p> 	<p>Write a message to someone, then write it backwards. Ask them to figure it out!</p> <p>Example: I love you uoY evol I</p>	<p>Write an acrostic poem using <u>your name</u>.</p> <p>Example: R: Really fun O: Outgoing Y: yellow hair</p>	<p>Watch two TV shows or movies and pick two characters. Draw a cartoon of them meeting each other.</p> 

ESL at Home K-2 Weeks 3-4

Use notebook paper to complete these activities. Do one each day!

Monday	Tuesday	Wednesday	Thursday	Friday		
<p>Read a book to your family. Take turns retelling the story.</p>	<p>Make a T-chart. Make a list of opposites, like big and small, yes and no.</p> <table border="1" style="margin-left: auto; margin-right: auto;"> <tr> <td style="text-align: center;"> Big Yes Happy </td> <td style="text-align: center;"> Small No Sad </td> </tr> </table>	Big Yes Happy	Small No Sad	<p>Find food in your house, like crackers or water bottles. Write or draw a math story problem. Omar has 6 crackers. Neveah ate three. How many are left?</p>	<p>Go outside. Tell someone what you see, hear, think, feel, and smell.</p>	<p>Choose an animal. Draw it and label its body parts. Write about how it moves.</p>
Big Yes Happy	Small No Sad					
Monday	Tuesday	Wednesday	Thursday	Friday		
<p>Create shadow shapes on the wall. How many different shapes can you make with your hands?</p>	<p>Use crackers or candy to write words you find in your home.</p> <p style="text-align: center;"></p>	<p>Take a walk in your neighborhood. Use sticks, leaves, and rocks to make words.</p> <p style="text-align: center;"></p>	<p>Sort your clothes or toys into rainbow order.</p> <p>Sort your clothes or toys into order, biggest to smallest.</p>	<p>Use the food in your house to create a menu with prices.</p> <p style="text-align: center;">Example: Milk = \$2.00 Bananas = \$3.00 Ice cream = \$1.00</p>		

ESL at Home 3-5 Weeks 1-2

Use notebook paper to complete these activities. Do one each day!

Monday	Tuesday	Wednesday	Thursday	Friday
<p>Choose any TV show or movie. Write the title, characters, setting, beginning, middle, and end.</p>	<p>Use things you can find in your house to invent something new. Illustrate and label it. Write about how you would use this invention to solve a problem.</p>	<p>Write a letter to your teacher about what you did today. Use words like first, next, then, last, and finally.</p>	<p>Find something in your house that starts with every letter of the alphabet. Example: A: airplane toy B: bread</p>	<p>Choose something in your house to use as a measuring tool, like a water bottle or a spoon. Measure 10 things with that tool and make a list. Example: My bed is 12 water bottles long.</p>
Monday	Tuesday	Wednesday	Thursday	Friday
<p>Find 30 objects in your home. Sort them into lists. Example: things that are red, things that are plastic, things that are magnetic.</p>	<p>Roll up three pieces of paper to make tubes. Stand them up. See how many things you can stack on top of the tubes. Make a list of all the things you were able to stack.</p>	<p>Create a scavenger hunt for your family. Hide things around your house, then write clues to help them search.</p>	<p>Write acrostic poems to describe each member of your family (even your pets!) Example: M - magical A - ambitious X - eXcellent</p>	<p>Think of two characters from two different books or shows. Write a story about what might happen if they met each other.</p>

ESL at Home 3-5 Weeks 3-4

Use notebook paper to complete these activities. Do one each day!

Monday	Tuesday	Wednesday	Thursday	Friday		
<p>Read a book to your family, but don't let them see the title. Let them take turns to guess the title.</p>	<p>Make a T-chart. Make a list of opposites in your home.</p> <table border="1" style="margin-left: auto; margin-right: auto;"> <tr> <td style="text-align: center;">washer spoon</td> <td style="text-align: center;">dryer fork</td> </tr> </table>	washer spoon	dryer fork	<p>Find food in your house, like crackers or water bottles. Write or draw a word problem. Omar has 36 crackers. Neveah ate twenty-three. How many are left?</p>	<p>Go outside. Write and draw what you see, hear, think, feel, and smell.</p>	<p>Choose two animals. Draw and label their body parts. Create a venn diagram to compare them.</p>
washer spoon	dryer fork					
Monday	Tuesday	Wednesday	Thursday	Friday		
<p>Create a shadow puppet story on the wall. Write the title, characters, problem, solution, and ending to your story.</p>	<p>Use crackers or candy to write words you find in your home.</p> <p style="text-align: center;"></p>	<p>Take a walk in your neighborhood. Use sticks, leaves, and rocks to leave messages for your neighbors.</p> <p style="text-align: center;"></p>	<p>Think of someone you would like to interview. Write them a letter with your questions.</p>	<p>Use the food in your house to create a menu with prices. Use them to write word problems.</p> <p style="text-align: center;">Example: Milk = \$2.00 Bananas = \$3.00 Ice cream = \$1.00</p>		


ESL At Home 6-8 Weeks 1-2

Use notebook paper to complete these activities. Do one each day!

Monday	Tuesday	Wednesday	Thursday	Friday																
<p>Choose any book, TV show or movie. Write a 1 paragraph summary, and then write and illustrate an alternate ending.</p>	<p>Use things you can find in your house to invent something new. Illustrate and label it. Write about how you would use this invention to solve a problem.</p>	<p>Create a cipher code, then write a message to a family member. See if they can unlock the code. EX:</p> <table border="1" data-bbox="807 664 1124 763"> <tr> <td>A</td><td>B</td><td>C</td><td>D</td><td>E</td><td>F</td><td>G</td><td>H</td> </tr> <tr> <td>Z</td><td>Y</td><td>X</td><td>W</td><td>V</td><td>U</td><td>T</td><td>S</td> </tr> </table>	A	B	C	D	E	F	G	H	Z	Y	X	W	V	U	T	S	<p>For each letter of the alphabet, find four objects in your house that begin with the letter. Example: A: airplane toy, animal crackers.. B: bread C: D:</p>	<p>Choose something in your house to use as a measuring tool, like a water bottle or a spoon. Measure 10 things with that tool and make a list. Example: My bed = 12 water bottles by 16 water bottles.</p>
A	B	C	D	E	F	G	H													
Z	Y	X	W	V	U	T	S													
Monday	Tuesday	Wednesday	Thursday	Friday																
<p>Find 30 objects in your home. Sort them into lists. Example: things that are red, things that are plastic, things that are magnetic.</p>	<p>Roll up three pieces of paper to make tubes. Stand them up. See how many things you can stack on top of the tubes. Make a list of all the things you were able to stack.</p>	<p>Create a scavenger hunt for your family. Hide things around your house, then write clues to help them search.</p>	<p>Observe the cars that pass by your home in 1 hour. Tally the color of each car. Create ratios to explain the probability of a certain color car passing by.</p>	<p>Think of two characters from two different books or shows. Write a story about what might happen if they met each other.</p>																

ESL at Home 6-8 Weeks 3-4

Use notebook paper to complete these activities. Do one each day!

Monday	Tuesday	Wednesday	Thursday	Friday		
<p>Pick a page from a book. Change all of the nouns to things you see right in front of you in your house, then read it aloud.</p>	<p>Make a T-chart. Make a list of things you like about learning at home versus at school.</p> <div style="text-align: center;"> <table border="1" style="margin: auto;"> <tr> <td style="width: 50px; height: 100px; vertical-align: middle;">HomeSchool</td> <td style="width: 50px; height: 100px;"></td> </tr> </table> </div>	HomeSchool		<p>Find food in your house, like crackers or water bottles. Write or draw a word problem. Omar has 346 crackers. Neveah ate one hundred three. How many are left?</p>	<p>Go outside and look up at the clouds. Draw what you see.</p>	<p>Choose two animals. Draw and label their food web. Create a Venn diagram to compare their ecosystems.</p>
HomeSchool						
Monday	Tuesday	Wednesday	Thursday	Friday		
<p>Create a shadow puppet story on the wall. Write the title, characters, problem, solution, and ending to your story.</p>	<p>Use crackers or candy to build a castle. How tall can you make it? How many pieces did you use? List your materials.</p>	<p>Take a walk in your neighborhood and search for items in nature that form the shape of letters. Draw what you see.</p> 	<p>Think of someone you would like to interview. Write them a letter with at least three questions.</p>	<p>Use the food in your house to create a menu with prices. Use them to write word problems.</p> <p style="text-align: center;">Example: Milk = \$21.00 Bananas = \$33.00 Ice cream = \$12.00</p>		