












Principal and Assistant Principal

Climate Survey 2024

<p>My team has high standards for academic achievement.</p>	<ul style="list-style-type: none"> ● Strongly agree 6 ● Agree 8 ● Disagree 0 ● Strongly disagree 0 	
<p>My team needs support addressing the academic needs of students.</p>	<ul style="list-style-type: none"> ● Strongly agree 1 ● Agree 6 ● Disagree 7 ● Strongly disagree 0 	
<p>My team needs support addressing the behavioral needs of students.</p>	<ul style="list-style-type: none"> ● Strongly agree 1 ● Agree 4 ● Disagree 7 ● Strongly disagree 1 	
<p>My team needs support addressing the communication needs of students.</p>	<ul style="list-style-type: none"> ● Strongly agree 0 ● Agree 3 ● Disagree 10 ● Strongly disagree 1 	
<p>I am concerned about staff retention.</p>	<ul style="list-style-type: none"> ● Strongly agree 8 ● Agree 3 ● Disagree 1 ● Strongly disagree 2 	

<p>I feel connected to other SECEP Principals.</p>	<ul style="list-style-type: none"> ● Strongly agree 0 ● Agree 12 ● Disagree 2 ● Strongly disagree 0 	
<p>Central Administration recognizes staff members for a job well done.</p>	<ul style="list-style-type: none"> ● Strongly agree 6 ● Agree 7 ● Disagree 1 ● Strongly disagree 0 	
<p>I feel supported by Central Administration.</p>	<ul style="list-style-type: none"> ● Strongly agree 6 ● Agree 7 ● Disagree 1 ● Strongly disagree 0 	
<p>My supervisor provides me with useful feedback.</p>	<ul style="list-style-type: none"> ● Strongly agree 3 ● Agree 10 ● Disagree 1 ● Strongly disagree 0 	
<p>The Joint Leadership meetings have helped me grow in my practice as a leader.</p>	<ul style="list-style-type: none"> ● Strongly agree 4 ● Agree 8 ● Disagree 2 ● Strongly disagree 0 	

Information/Topics presented at Joint Leadership meetings are relevant.	<ul style="list-style-type: none">● Strongly agree 5● Agree 9● Disagree 0● Strongly disagree 0	 <p>A pie chart representing the survey data. The chart is divided into four segments: a blue segment representing 'Strongly agree' (5 responses), an orange segment representing 'Agree' (9 responses), a green segment representing 'Disagree' (0 responses), and a red segment representing 'Strongly disagree' (0 responses). The orange segment is the largest, followed by the blue segment.</p>