

Jack and Jill
went up the hill



Rhyming and Ready For
School
2024 Summer
Activities Calendar



Helpful Phone Numbers

Allen County Education Partnership - 423-6447 www.abouteducation.org

Bowen Center-counseling services - 471-3500 www.bowencenter.org

Brightpoint- Head Start Early Childhood Programs, Healthy Families,
Family Literacy Support - 423-3546

Early Childhood Alliance - 745-2501

On My Way Pre-K - 1-800-299-1627

Erin's House-grief/loss counseling - 423-2466

"First Call for Help"- for help with food, counseling, employment, health care,
support groups, legal aid, clothing and education, dial 211

CHIP, Hoosier Healthwise and the Healthy Indiana Plan - state-sponsored health
insurance programs for children birth-19 and adults 19-64, contact 1-800-889-9949

The Literacy Alliance-adults and children - 426-7323

Neighborhood Health Clinic-WIC services and affordable medical and
dental care - 458-2641

Poison Control - 1-800-222-1222

SCAN-Stop Child Abuse and Neglect - 421-5000

Super Shot - 424-7468

Urban League - 745-3100



Helpful Phone Numbers

East Allen County Schools: 446-0100

Fort Wayne Community Schools: 260-467-1000

FACE/Enrollment - 260-467-2120 or

www.myFWCS.fortwayneschools.org

Special Education - 260-467-1110

Interpreters for Spanish and Burmese Speakers - 260-467-2009

Transportation - 260-467-1900

Visit www.fortwayneschools.org or connect with us!

Facebook @WeAreYourSchools

Twitter @FtWayneCommSkls

Instagram @fort_wayne_community_schools

YouTube @FWCommunitySchools

Or visit the Family and Community Engagement (F.A.C.E.)
Center at 230 E. Douglas Ave., next to the Anthis Career
Center Monday-Friday from 7:00 a.m. to 5 p.m. or by calling
260-467-7250.

Allen County Public Libraries

Summer Reading Program

Aboite	5630 Coventry Ln.	421-1310
Dupont	536 E. Dupont Rd.	421-1315
Georgetown	6600 E. State Blvd.	421-1320
Hessen Cassel	3030 E. Paulding Rd.	421-1330
Little Turtle	2201 Sherman Blvd.	421-1335
Main Library	900 Library Plaza	421-1200
New Haven	648 Green St.	421-1345
Pontiac	2215 S. Hanna St.	421-1350
Shawnee	5600 Noll Ave.	421-1355
Tecumseh	1411 E. State Blvd.	421-1360
Waynedale	2200 Lower Huntington Rd.	421-1365
Woodburn	4701 State Rd. 101 North	421-1370


SPARK! Summer Learning Program: Oceans Of Possibilities

June 1 through July 31

****NEW**** Open to all ages

FREE!

Summer is full of learning and fun at the library! Come for free STEM, art, music and gaming programs as well as earning books and other great prizes. Teens and Adults can participate too, with chances to win gift cards to local businesses. To sign up, visit your local library or register online for even more activities at www.acpl.beanstack.org



Fun things to do around Fort Wayne



Family Fun!

City Parks Department

Fort Wayne Parks and Recreation
Parks/Splash Pads/Youth Programs
<http://www.fortwayneparks.org/>
(260) 427-6000

City Pools

Jury Memorial (260) 245-0152
McMillen (260) 427-6704
Memorial (260) 427-6702
Northside (260) 427-6705



Free Summer Lunch Program:
for more information call
Nutrition Process
Center (260) 467-2500.

Allen County Parks

www.allencountyparks.org
-Cook's Landing County Park
-Deer Run Wilderness Area
-Fox Island County
-Metea County Park
-Payton County Park

Black Pine Animal Sanctuary

www.bpsanctuary.org
(260) 636-7383

Boy's and Girl's Club of Fort Wayne

www.bgcfw.org
(260) 744-0998

City of Fort Wayne Parks & Recreation

www.fortwayneparks.org
(260) 427-6000

Eagle Marsh

[www.visitfortwayne.com/listing/
eagle-marsh/347](http://www.visitfortwayne.com/listing/eagle-marsh/347)

Foellinger-Freimann Botanical Conservatory

www.botanicalconservatory.org
(260) 427-6440

Fort Wayne Children's Zoo

www.kidszoo.org
(260) 427-6800

Fort Wayne Firefighters Museum

www.fortwaynefiremuseum.com
(260) 426-0051

Fort Wayne Museum of Art

www.fwmoa.org
(260) 422-6467

Lindenwood Nature Preserve

[www.visitfortwayne.com/listing/
lindenwood-nature-preserve/52706](http://www.visitfortwayne.com/listing/lindenwood-nature-preserve/52706)

Salomon Farm Park

[www.fortwayneparks.org/facilities/
saloman-farm-park.html](http://www.fortwayneparks.org/facilities/saloman-farm-park.html)

Science Central

www.sciencecentral.org
(260) 424-2400

Sweetwater Sound

www.sweetwater.com

Wellspring Interfaith Social Services Summer Fun

call (260) 422-6618

YMCA Metropolitan Office

[https://www.fwymca.org/locations/
ymca-metropolitan-office](https://www.fwymca.org/locations/ymca-metropolitan-office)
(260) 422-6648



Check out this nursery rhyme
on YouTube!

Little Miss Muffet

Little Miss Muffet sat on a tuffet,
Eating her curds and whey.
Along came a spider,
Who sat down beside her,
And frightened Miss Muffet away.



small

medium

large

beside

away

tuffet

School Readiness Activities:

When cooking, **talk** about the taste and smell of the ingredients you are using.

Play a game! Hide your child's favorite toy. Give your child clues using position words including the ones above to help them find it.

With your child, **collect** buttons or lids from different containers. **Use** these objects to make a pattern. (large, small, large, small)

Look for spiders and their spider webs. Are they small, medium or large? **Describe** what they're doing as you watch them.

Talking with your child is one of the best ways to help him/her get ready for school. Using the vocabulary at the bottom of the picture of *Little Miss Muffet*, talk to your child about what is happening in the picture. Act the nursery rhyme out!

*Little Miss Muffet
Sat on a Tuffet*

May 2024



Sunday	Monday	Tuesday	Wednesday	Thursday	Friday	Saturday
			1	2	3	4
5 Cinco de Mayo	6	7	8	9	10	11
12 Mother's Day	13	14	15	16	17	18
19	20	21	22	23	24	25
26	27 Memorial Day	28	29	30	31	

Are you looking for quality child care for the summer?

For help finding quality child care and more information **On My Way Pre-K**, call the Child Care Resource Network. This is a free service for all parents! 1-800-932-3302 or visit www.thechildcarenetworkresource.org



Get Your FREE
Library Card Today!

Little Bo Peep

Little Bo-Peep has lost her sheep,
And can't tell where to find them;
Leave them alone,
and they'll come home,
Wagging their tails behind them.



Check out this nursery rhyme
on YouTube!

first

second

top

bottom

before

after



June 2024



School Readiness Activities:

Look at the picture above.
Have your child **explain** how he/she thinks Little Bo Peep might be feeling. Have your child **describe** a time when he/she may have lost something and felt the same way.

Ask your child if they know what "wagging" means. Talk about why animals may wag their tail.
Explain how important it is to ask before touching anyone's pet.

Have your child **draw** a picture.
Then have your child **describe** how he/she is feeling in the picture.

Use terms – before, after, next, now, later, first and last – when talking about your child's day.

Sunday	Monday	Tuesday	Wednesday	Thursday	Friday	Saturday
						1 ACPL Summer Reading Program begins!
2	3	4	5	6	7	8
9	10 Make a dentist appt. for your child!	11	12	13	14	15
16 Father's Day	17	18	19	20	21	22
23 30	24	25	26	27	28	29



In school, your child will talk about feelings, learn concept words and position words. The words at the bottom of the picture are examples of the language you can use while retelling the rhyme *Little Bo Peep*.



Reading To Your Child

- Read to your child every day!
- Ask your child what he/she thinks the book will be about.
 - Talk about the pictures with your child.
 - Ask your child what might happen next.
- Ask your child questions about what happened in the book.

Wee Willie Winkie

★ Check out this nursery rhyme
on YouTube!



Wee Willie Winkie runs through the town,
Upstairs and downstairs in his nightgown,
Rapping at the window,
Crying through the lock,
Are all the children in their beds,
For now it's eight o'clock?

up

down

all

none

jump

run

night

day

School Readiness Activities:

Talk with your child about how he/she can move.

Using the words at the bottom of the picture from *Wee Willie Winkie*, have your child follow directions.

Play "I Spy" with letters, shapes, numbers and colors.

After reading *Wee Willie Winkie*, talk with your child about their bed time routine. What time do they go to bed? Talk about the special things that you do before bed. Read a book each night before bed, brushing teeth, taking a bath, etc.

Sit outside with your child and observe stars. Get a book about outer space and constellations from the ACPL library.



July 2024




When your child learns the similarities and differences between colors and shapes, he/she is using the same skills needed to recognize the differences between letters and numerals. Talk with your child about the picture from the rhyme *Wee Willie Winkie*. Ask, "What shapes and colors are in the picture?"

Sunday	Monday	Tuesday	Wednesday	Thursday	Friday	Saturday
	1	2	3	4 4th of July	5	6
7	8	9	10	11	12	13 Three Rivers Festival Parade 10 a.m.
14	15	16	17 Three Rivers Festival Family Fun Day 11-2 p.m.	18	19 On Saturday-Children's Festival 10 a.m.-4 p.m.	20 Three Rivers Festival Fireworks Downtown 10 p.m.
21	22	23	24	25	26	27
28	29	30	31 ACPL Summer Reading Program ends!			


Can you find these shapes in your home?



triangle



square




circle



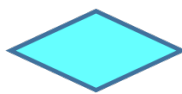
heart



rectangle



oval



diamond



star



Summer Reading
Program Ends
July 31st



For immunization
requirements go to:
www.supershot.org
Super Shot -
260-424-7468

Check out this nursery rhyme
on YouTube!

Mary Had a Little Lamb

Mary had a little lamb,
Its fleece was white as snow.
And everywhere that Mary went,
The lamb was sure to go.
It followed her to school one day,
Which was against the rules.
It made the children laugh and play,
To see a lamb at school.



little

big

follow

share

work together

take turns

August 2024

School Readiness Activities:

Look at the picture above. Have your child **tell** you what animal would make them laugh to see at school.

Play follow the leader doing gross motor activities such as marching, hopping, jumping, etc.

Take a walk in your neighborhood. **Name** the things you see such as animals, colors of cars and houses or shapes of buildings.

Go outside and bounce or throw a ball back and forth. Start with one and **count** each time your child bounces or throws the ball.

Put shaving cream on your table and have your child **write** letters, numbers and shapes with his/her finger.



Sunday	Monday	Tuesday	Wednesday	Thursday	Friday	Saturday
				1 Start a sleep schedule! Get 10 Hours of sleep!	2 FWCS Kindergarten Conferences	3
4	5 Check out the menu for the 1st week of school!	6 Review bus safety rules!	7 EACS 1st Day of School!	8 FWCS 1st Day of School!	9	10
11	12 Don't forget to send in school supplies!	13	14	15	16 Check your child's book bag every day!	17
18	19 Don't stop reading to your child every night!	20	21	22 FWCS 1st Day of Pre-K!	23	24
25	26 Ask your child about his/her favorite thing to do in school!	27	28	29	30	31



Your child will actively play with others in school. Talk with your child about the words at the bottom of the picture from *Mary Had a Little Lamb*, these are words he/she will hear at school.



Help Your Child be Responsible

- Give your child household chores to do.
- Have your child pick up his/her toys.
- Help your child learn his/her address and phone number.
- Practice putting on a coat, zipping, buttoning and tying shoes.



Rain Rain Go Away
Oh...What Can We Do Today?

Clean Mud Recipe

2 bars of Ivory soap
1 roll of cheap toilet paper
1 pitcher of water
Old cheese grater

Grate the two bars of soap, then tear toilet paper in small pieces. Mix together with water in an old dish pan until it feels like soapy suds cool-whip!

DISPOSE IN YOUR TRASH! DO NOT PUT CLEAN MUD DOWN YOUR DRAIN!

Playdough Learning Fun

While playing with play dough, talk about what it smells like, what it feels like, how the colors change and what happens to its texture as it starts to dry out a little. Show your child how to make a long dough "snake" by using the flat of his/her hand to roll a lump of play dough back and forth on a flat surface. Guide your child to form shapes, letters, or numerals with the "snake." Make balls and count them or put them into a line from largest to smallest. Cut the dough with scissors to strengthen fine motor skills. What animals can you make from the dough? Ask, "Where does this animal live?"

Pretend

Get a big box. Give it to your child and help him/her create a rocket ship, car, castle or boat. Use flashlights and pretend you are on an adventure. A blanket draped over a table or some chairs makes a fun tent.

Card Deck Games

Top it...(You may remember it as War.) Use a deck of cards. Leave out the face cards. Make the ace the number 1 card. Each player plays one card. The player with the highest card wins!

Go Fish

Old Maid

Uno

Board Games

Dominoes

Elefun

Color and Shape Bingo

Candy Land

Twister

Memory

Good Children's Programming

Found on cable and educational networks...

Animal Planet

Dinosaur Train

Martha Speaks

Sid the Science Kid

Wild Kratts

Daniel Tiger's Neighborhood

Peg + Cat

Sesame Street

Super Why!

Web Sites for Children

www.pbskids.org

www.funbrain.com

www.disneychannel.disney.com

www.starfall.com

www.nickjr.com

www.gonoodle.com

Web Sites for Parents

www.rif.org

www.parents.com

www.scholastic.com

www.crayola.com

www.naeyc.org

www.proactiveparents.com

www.projectreads.org

Rhymes & Finger Plays

The Itsy-Bitsy Spider

The itsy-bitsy spider,
Climbed up the water spout.
Down came the rain,
And washed the spider out.
Out came the sun,
And dried up all the rain.
And the itsy-bitsy spider,
Climbed up the spout again.

There Was an Old Woman

There was an old woman,
who lived in a shoe.
She had so many children,
she didn't know what to do.
She gave them some broth,
Without any bread,
Kissed them all soundly,
And sent them to bed.

One, Two, Buckle My Shoe

One, two, buckle my shoe;
Three, four, shut the door;
Five, six, pick up sticks;
Seven, eight, lay them straight;
Nine, ten, a big fat hen.

"Rhymers will be readers."

"...if children know eight nursery rhymes by heart by the time they are four years old, they're usually among the best readers by the time they are eight." -Mem Fox

A Few Teachable Moments!

Act out a rhyme!
Ask your child...
"What do you think happened next?"



Twinkle Twinkle

Twinkle, twinkle, little star,
How I wonder what you are?
Up above the world so high,
Like a diamond in the sky.
Twinkle, twinkle, little star,
How I wonder what you are!

Baa, Baa Black Sheep

Baa, baa, black sheep,
Have you any wool?
Yes sir, yes sir,
Three bags full.
One for my master,
One for my dame,
And one for the little boy
Who lives down the lane.



Jack Be Nimble

Jack be nimble,
Jack be quick.
Jack jump over the candlestick.

Rain, Rain, Go Away

Rain, rain, go away,
Come again another day;
Little Johnny wants to play.

For more nursery rhymes go to:

<https://sooperbooks.com/nursery-rhymes>

<http://www.enchantedlearning.com/rhymes.html>



Follow Us To School One Day

Easing Those First Day Jitters!

1. Read a book about starting school:

Hooray for Pre-K by Ellen B. Senisi

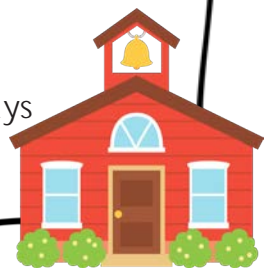
Splat the Cat by Rob Scotton

Tiptoe Into Kindergarten by Jacqueline Rogers

Look Out Kindergarten, Here I Come by Nancy Carlson

The Kissing Hand by Audrey Penn

2. Be enthusiastic!
3. If one of your child's friends will be starting school soon also, arrange for them to play together.
4. Before school starts, make sure to schedule any necessary appointments with your child's teacher and tour the school.
5. Start a daily routine two weeks before school starts. Make sure your child has a regular bedtime (8:00-8:30 p.m.) and regular meal times.
6. Buy a book bag (without wheels) that is large enough for an 8 1/2" x 11" folder and several picture books. Talk about where you will hang it each day when he/she comes home from school. For safety reasons, put your child's name inside of his/her book bag.
7. Give your child choices. Ask, "Which of these two outfits will you wear on the first day? Which cereal do you want to eat for breakfast?"
8. Let your child know that you will be leaving him/her at school and who will be picking him/her up. Be loving, but firm, when you leave and always say goodbye.
9. Be on time when you drop off or pick up your child. Nothing makes your child happier than to see you waiting for him/her.
10. Practice walking your child to the bus stop. Review bus safety rules: Quiet on the bus, stay in the seat, always bring a book bag, never talk to strangers and always look before crossing the street in front of the bus.



Hey Diddle Diddle

School Readiness Activities

Practice story retelling. Look at the picture together. Ask your child, "What happened in this story? What did the characters do in the story?"

Talk about our five senses (touch, taste, hear, smell and see). Discuss which body part we use for each sense.

Discuss the importance of rules and how following rules keep us safe.

Practice following directions. Together, sing the song *Head, Shoulders, Knees and Toes*.

Check out this story at your local Allen County Public Library or find your favorite YouTube!



This calendar was created by: Felisa Stein, Katie Ziegler
Edited by: Emily Schwartz Keirns, Mikky Mala