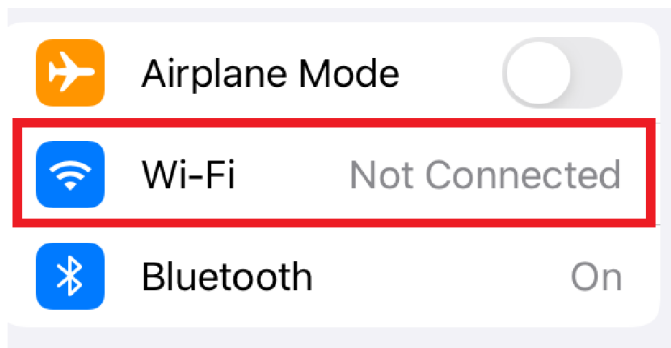


Connect to District WiFi using iOS

1. Tap Settings icon on your home screen



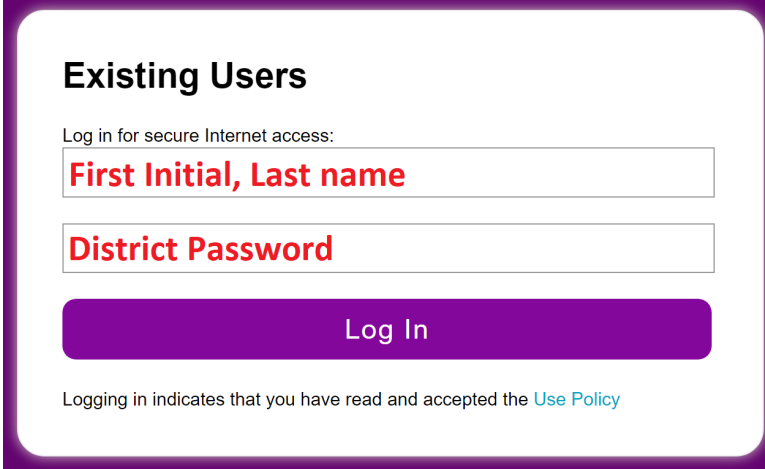
2. Select Wi-Fi



3. Select CISD-WiFi from the list of Networks



4. Upon connecting you will see a login screen. Enter your Domain credentials (First initial, last name for the “Username”). After entering your credentials, click the Login button.



Existing Users

Log in for secure Internet access:

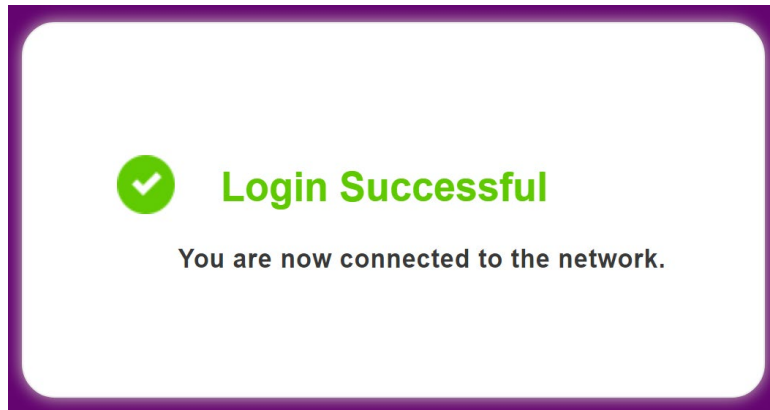
First Initial, Last name

District Password

Log In

Logging in indicates that you have read and accepted the [Use Policy](#)

5. You should now see the Login Successful screen



If you still require assistance, please open a help Desk Ticket
<http://helprequest.centralislip.k12.ny.us/helprequest>