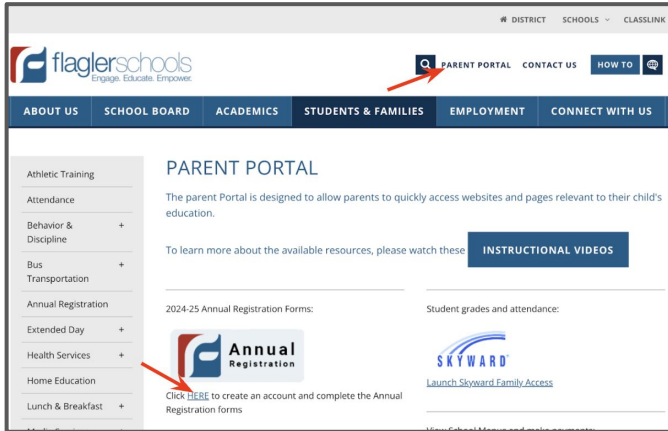


Flagler Schools Parent Portal Annual Registration Directions

Each year, parents/guardians will be required to verify and update information and complete required parental consent forms for students in grades PreK-12th. This includes Emergency Contact Information, Parental Consent for Health Care Services, Digital Learning Registration, Media Services, and additional required forms. Through the secure online Parent Portal, parents/guardians will be able to update this information throughout the school year.


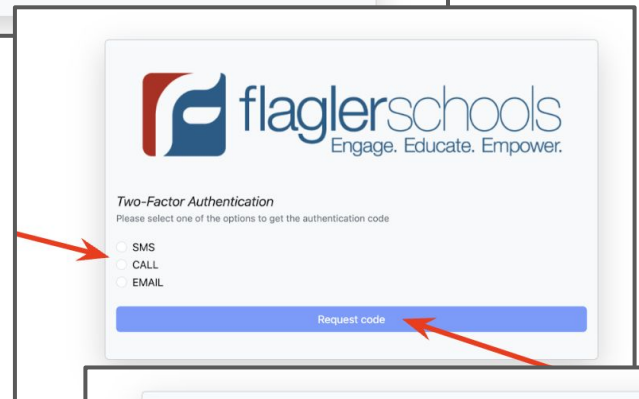
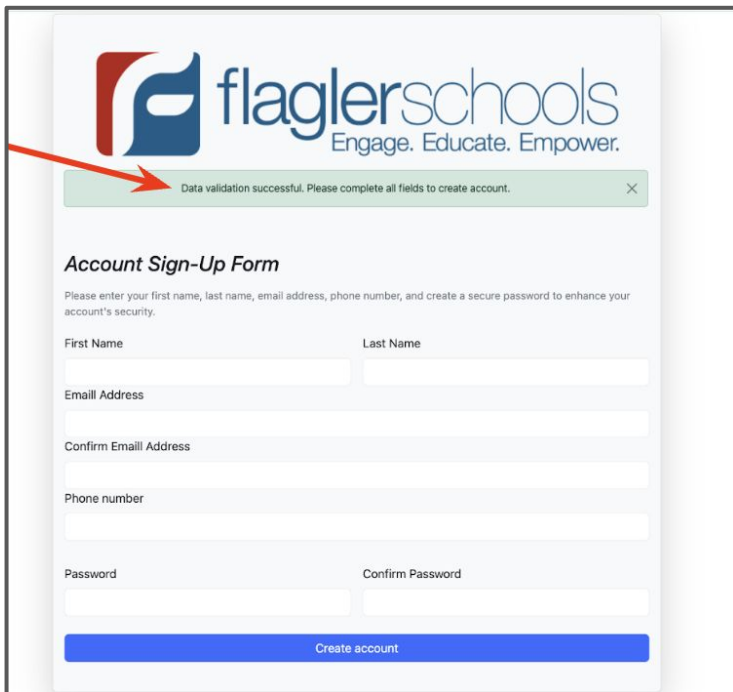

How do you access Annual Registration?



1. Visit www.flaglerschools.com and click on the “Parent Portal” link on the top menu bar or scan QR code.
2. Select “Annual Registration” to begin.

How do you create your parent account?

1. Select the gray button to create a secure parent account for your current student(s).
2. You will be required to enter your Driver's License/ ID Number and child's birthdate for verification. (If you need help with this, contact your school's registrar.)
3. Create your parent account and complete the two-factor authentication process.



Complete Annual Registration for each child.