

# Create your SchooLinks Account.

Go to <https://app.schoollinks.com/login/member>.

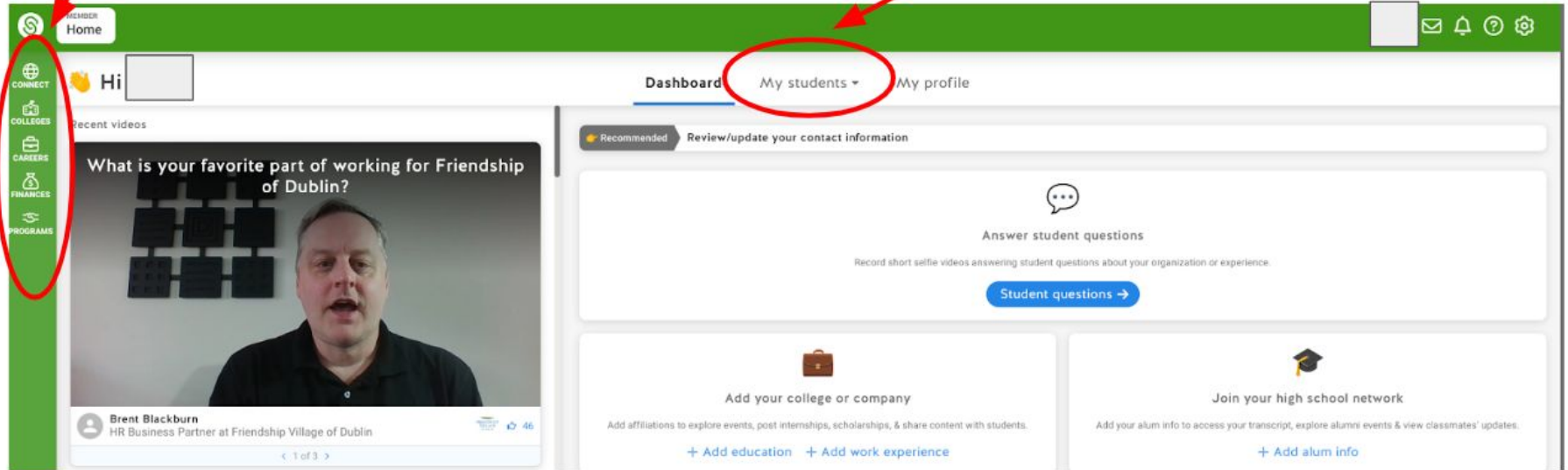
Use the Forgot Password function to create a new password. This password can be anything you want. It does not have to match your Skyward account.

You can visit <https://app.schoollinks.com/login/member> at any point to login and see how your student is progressing through the system.

The next slides will show you how to use the system.

This is a menu of resources available to you (similar to the resources available to students).

This is where you will typically go to get information about your student(s).



This is a feed similar to a social media feed that shows highlights from SchoolLinks.

Once you click on a student's name under "My Students," you will see a drop down menu. The default view will be "To Dos." Click on "Student To Dos" to see how your student is progressing through requirements in SchoolLinks. All freshmen and sophomores are working through various tasks in SchoolLinks as required for graduation.

The screenshot shows the 'My students' section of the SchoolLinks interface. At the top, there are navigation tabs: 'Dashboard', 'My students' (which is selected and underlined), and 'My profile'. Below these is a 'Casefile section' dropdown menu currently set to 'To Dos'. The main content area is titled 'To Do List' and includes a sub-header: 'Keep track of what students need to get done this school year. Make sure each party is on top of the tasks in they're responsible for, and check in on student reminders.' Below this header are four tabs: 'Guardian To Dos' (with '0 Due Soon!' below it), 'Student To Dos' (which is circled in red and also has '0 Due Soon!' below it), 'School Events' (with '37 New' in a blue box below it), and 'Reminders' (with '0 Upcoming' in a box below it). At the bottom of the 'To Do List' section, there is a message: 'No Guardian To Dos to show. Choose another tab above to see more!' with a yellow hand cursor icon pointing to the tabs.

The “Student To Dos” will show completed tasks in green (click on the little arrow to see more) and any tasks due soon in blue. You can also click on “Show Remaining To Dos” to see the tasks coming up later in the semester.

To Do List

Keep track of what students need to get done this school year. Make sure each party is on top of the tasks in they're responsible for, and check in on student reminders.

Guardian To Dos

0 Due Soon!

Student To Dos

0 Due Soon!

School Events

37 New

Reminders

0 Upcoming

6 Completed To Dos

▼

0 Due within the Next Four Weeks!

▲

No To Dos due within the next four weeks!

10 more To Dos Coming Up This Year

Show Remaining To Dos

# “School Events” is a great way to see upcoming college rep visits.

To Do List

Keep track of what students need to get done this school year. Make sure each party is on top of the tasks in they're responsible for, and check in on student reminders.

Guardian To Dos

0 Due Soon!

Student To Dos

0 Due Soon!

School Events

37 New

Reminders

0 Upcoming

MON OCT 3, 1:25 pm-2:05 pm 🚗

Rep visit Bradley University

TUE OCT 4, 8:15 am-9:00 am 🚗

Rep visit Western Michigan University

TUE OCT 4, 9:05 am-9:50 am 🚗

Rep visit College and Career Rep Visits

TUE OCT 4, 1:15 pm-2:00 pm 🚗

Rep visit Luther College

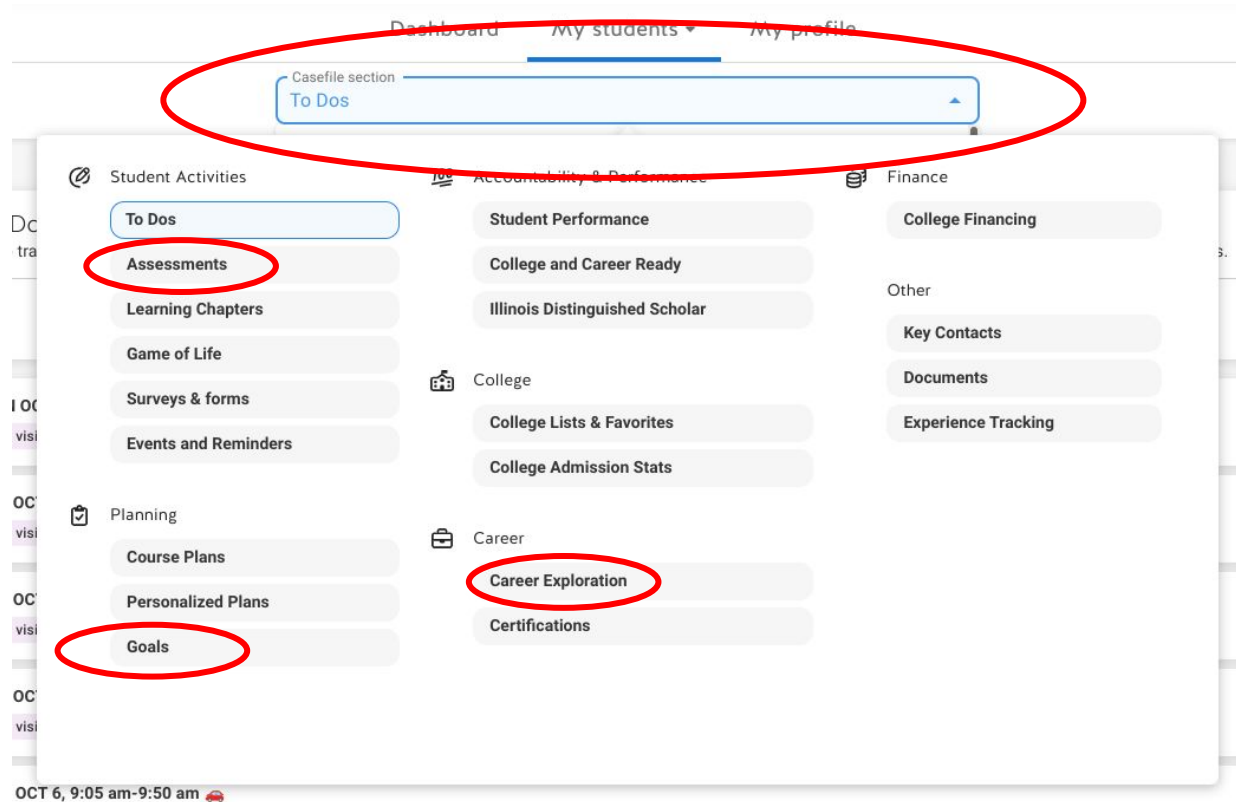
THU OCT 6, 9:05 am-9:50 am 🚗

Rep visit University of Northern Iowa

THU OCT 6, 9:55 am-10:40 am 🚗

Rep visit Saint Louis University

If you go to the drop down menu under “casefile section,” you will see a variety of other options. Based on where we are in the Advisory curriculum, some of these sections will have more information in them than others. Right now, the three sections with the most information will be “Assessments,” “Goals,” and “Career Exploration.” You’ll also find information under “Game of Life” and “Course Plans.”



From the “Assessments” screen, you will see the results of any assessments students have taken in SchoolLinks. All freshmen and sophomores will have results for “Find Your Path,” and some will have results for other assessments as well.

[Find Your Path](#)

[Would You Rather](#)


[Top Skills](#)

[Social Emotional Learning](#)


[Learning Style](#)

[Student Focus](#)

[Campus Lifestyle](#)

 PDF

### Find Your Path Results

 You're like the **Mentor**

Warm

Empathetic

Responsible


Sociable


Popular


Sensitive

People-focused


Mentors tend to...


 Easily form connections with other people


 Follow their intuition when making decisions

 Take initiative when making plans


Top cluster matches

 Education and Training


 Human Services

 Hospitality and Tourism


Famous Mentors




Martin Luther King Jr.



Malala Yousafzai



Jennifer Lawrence



Neil deGrasse Tyson

Under the “Goals” tab you will see any college and career goals your student has set for themselves. You can also find a semester 1 SMART goal.

## Goals



### Future Path



2 Year Junior College

[Change Path](#)

Updated on 10/11/22

### Career Goal



Accounting and Auditing

[Change Career](#)

Updated on 10/11/22

### College Goal



McHenry County College

[Change College](#)

Updated on 10/11/22

### Major/Training Goal



Accounting

[Change Major](#)

Updated on 10/11/22

## SMART Goals



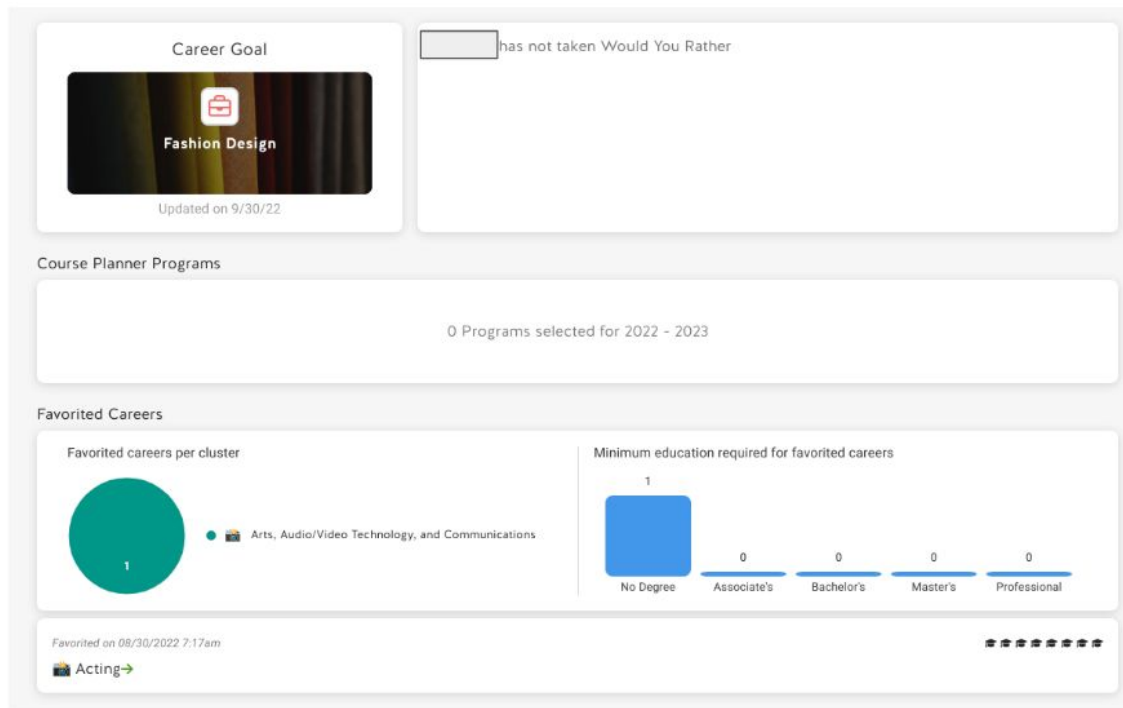
Smart Goal Fall 2022  
3 months to go

In Progress

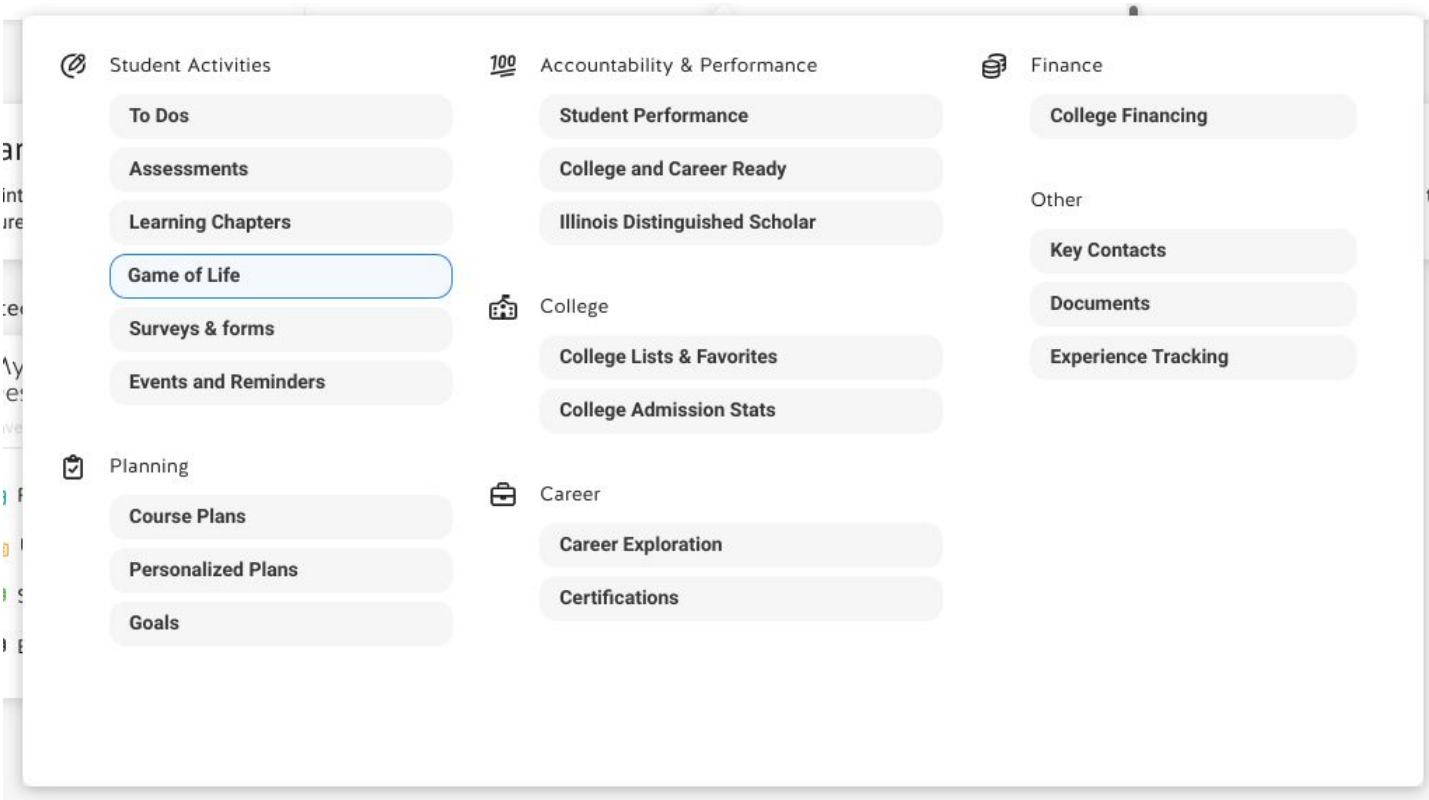
[Show](#)



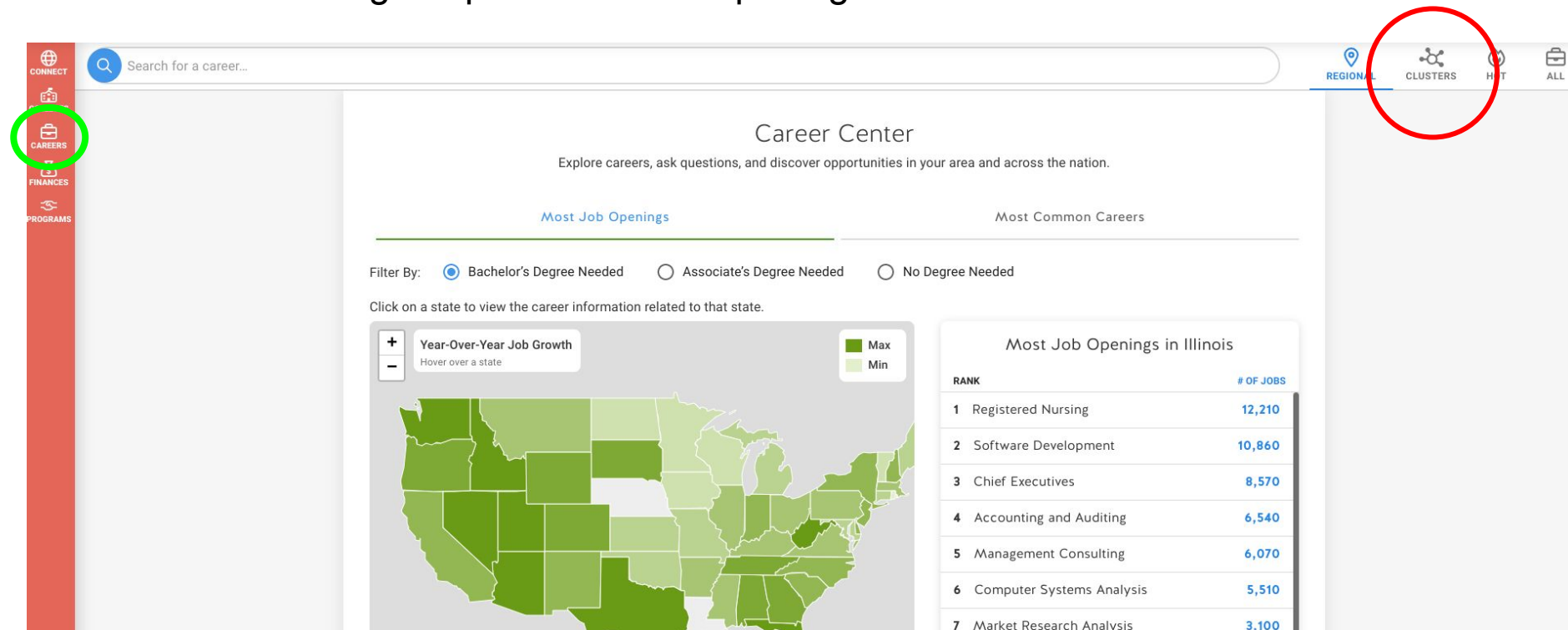
Under “Careers” you can see what career(s) your student has shown interest in so far.



If you click on “Game of Life” from your student’s case file section you will see the scenario your student created in class. This is a fun activity where students enter in a goal career, their projected education costs, and lifestyle expenses to understand more about financial literacy.



You may also want to explore the resources in SchoolLinks. Under “Careers” on the right side of your screen, you can find information about a variety of careers. Clicking on “Clusters” is a good place to start exploring.



The screenshot shows the Career Center interface. On the left, a red sidebar contains icons for CONNECT, CAREERS (circled in green), FINANCES, and PROGRAMS. At the top, there is a search bar with the text "Search for a career...". On the right, a navigation bar includes icons for REGIONAL, CLUSTERS (circled in red), HOT, and ALL. The main content area is titled "Career Center" and includes the subtitle "Explore careers, ask questions, and discover opportunities in your area and across the nation." Below this, there are two tabs: "Most Job Openings" (selected) and "Most Common Careers". A filter section allows users to select "Bachelor's Degree Needed" (selected), "Associate's Degree Needed", or "No Degree Needed". A prompt says "Click on a state to view the career information related to that state." Below this is a map of the United States showing "Year-Over-Year Job Growth" with a legend for "Max" (dark green) and "Min" (light green). To the right of the map is a table titled "Most Job Openings in Illinois" with columns for "RANK" and "# OF JOBS".


RANK	# OF JOBS
1	Registered Nursing 12,210
2	Software Development 10,860
3	Chief Executives 8,570
4	Accounting and Auditing 6,540
5	Management Consulting 6,070
6	Computer Systems Analysis 5,510
7	Market Research Analysis 3,100

Each career cluster has a video explaining the cluster (the triangle will play it for you). You can also click into the cluster and see related careers.

## Explore Career Clusters

Check out the cluster cards below to explore groups of related careers that are similar in skills or industries.

Internships & Opportunities



If you click into any specific career, you will find a variety of information, including job growth, salary, education, etc.

< Back

Multimedia Arts and Animation  
(Artist, Animator)  
📺 Arts, Audio/Video Technology, and Communications

Profile Navigation

General Overview >

Education & Training >

Mentor Videos >

Career Outlook >

Career Actions

Related Opportunities

General Overview

📈 High Job Growth 9.3% from 2016-26

💰 Medium Salary \$65,300 median salary

🎓 Minimum Education 📊 Bachelor's degree ⓘ

Create images & special effects for movies, TV shows, cartoons, computer games & more. Can work on computers or by hand, or both. This is a career for artistic souls.

A Day in the Life

📺 How I Became A Disney Animator

Watch later Share

Watch on YouTube

Disney Animator

Video Unavailable? [Report as Blocked](#)

What Do They Do?

One of the most exciting parts of SchoolLinks is the ability to view local opportunities related to careers. You can find these opportunities under “Careers” to the left of your screen. Click on “Opportunities” to see results. You can use a variety of filters to narrow down results.

