



Hello Parents,

Our district is using Securly to keep students safe on their school-issued devices. As part of our commitment to your child's safety, we're giving all of our school's parents access to the free **Securly Home app**.

[Download the Securly Home app](#)

Get started:


1

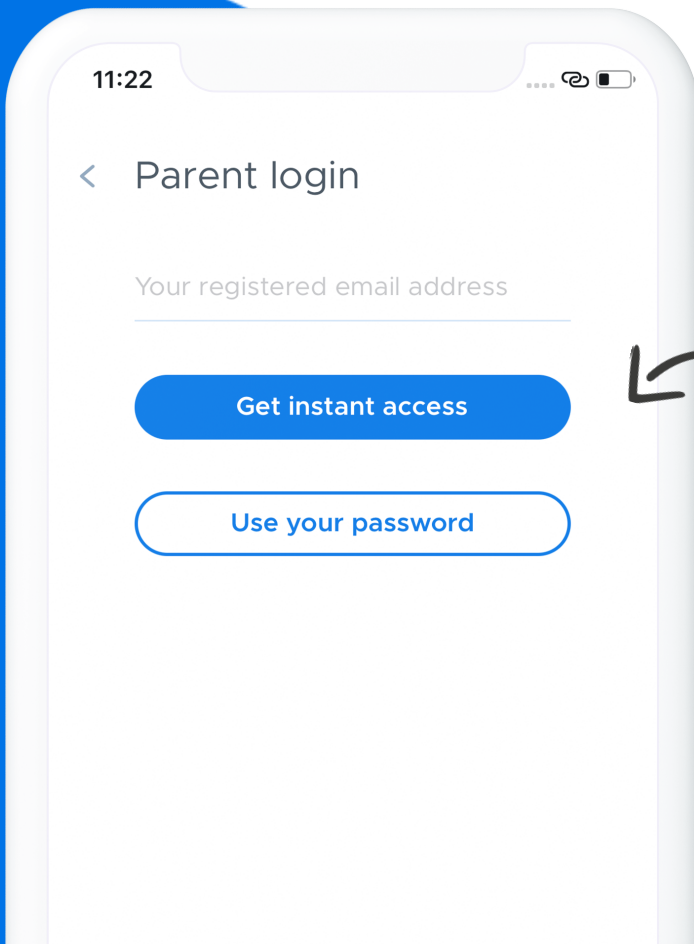
Download the **Securly Home App**

View your child's real-time activity feed, right from the palm of your hand.



With the **Securly Home app**, you'll have a real-time view of your child's activity on their school device. You'll also get weekly emails from Securly with a snapshot report of that week's activity.





2

Open the app and tap the **Login button**

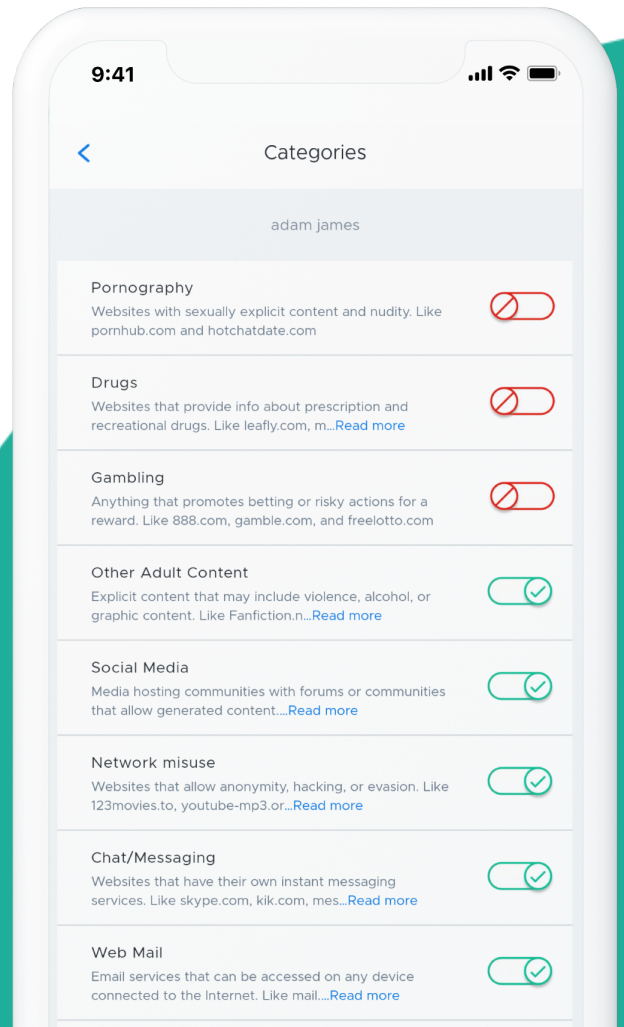
Enter the email address you have registered with your child's school and tap the **"Get instant access"** button.

Check your email from your phone, click on the link, and that's it! Your account is ready to go.

3

Your home, **your rules.**

Create your own rules for when your child's school device comes home.



Get to know your Securly Home app

Navigate and explore different insights into your child's online activity

Stories

See the quick highlights of what your child has been up to online, updated every 24 hours.

Activity feed

Get a real-time view of your child's online activity.

Rules

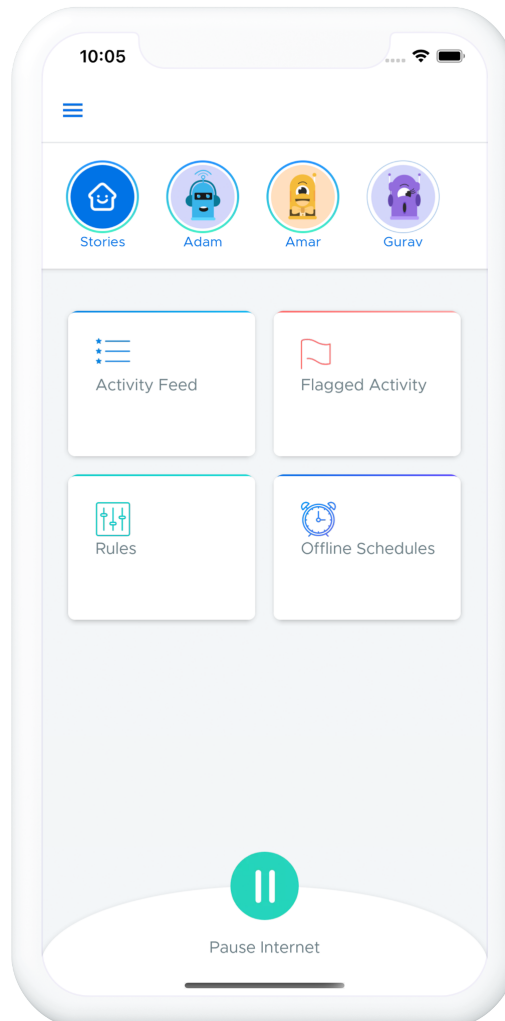
Block specific categories such as social media and gaming on your child's school device when it is at home.

Flagged activities

The Securly Home app will notify you of any flagged activities pointing to self-harm or bullying related to your child.

Offline schedules

Set offline schedules for your child's internet like dinner and bedtime and Securly Home does the rest.



Pause internet

Pause internet access on your child's school device when it is at home with the touch of a button.

If you want to learn more about Securly's online safety solutions, please visit www.securly.com/home-parent.
For any additional questions, email homesupport@securly.com