

STAFFING



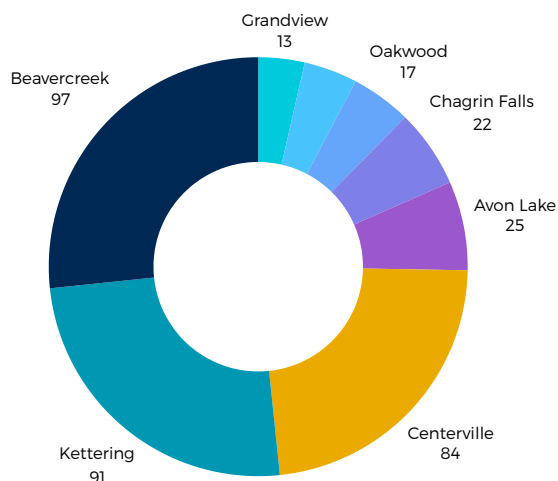
AVERAGE CASELOADS

NEIGHBORING & SIMILARLY-SIZED DISTRICTS

NUMBER OF STUDENTS

- ▶▶ Grandview | 1,100
- ▶▶ Chagrin Falls | 1,780
- ▶▶ Avon Lake | 4,400
- ▶▶ Kettering | 7,766
- ▶▶ Beavercreek | 7,994
- ▶▶ Centerville | 8,300

Oakwood
2,050

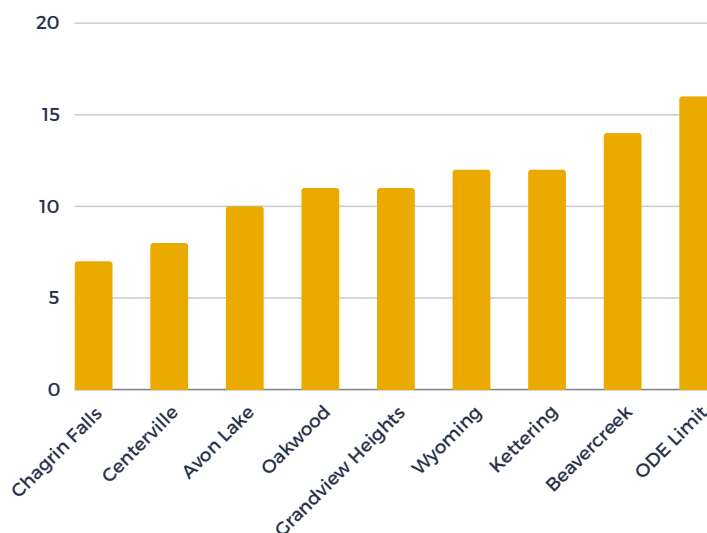


INTERVENTION SPECIALISTS

- Oakwood reached out to other districts to compare special education staffing levels
- Included districts are considered comparable by the Ohio Department of Education and Workforce and others are local comparisons

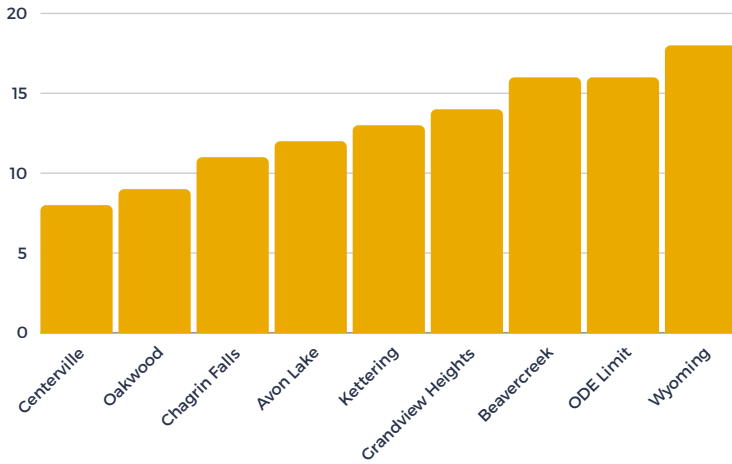
ELEMENTARY

- Large intervention specialist: 1
- Smith intervention specialists: 3
- Harman intervention specialists: 3
- Average caseload: 11
- State-mandated ratio maximum: 16



STAFFING

SPECIAL EDUCATION AUDIT

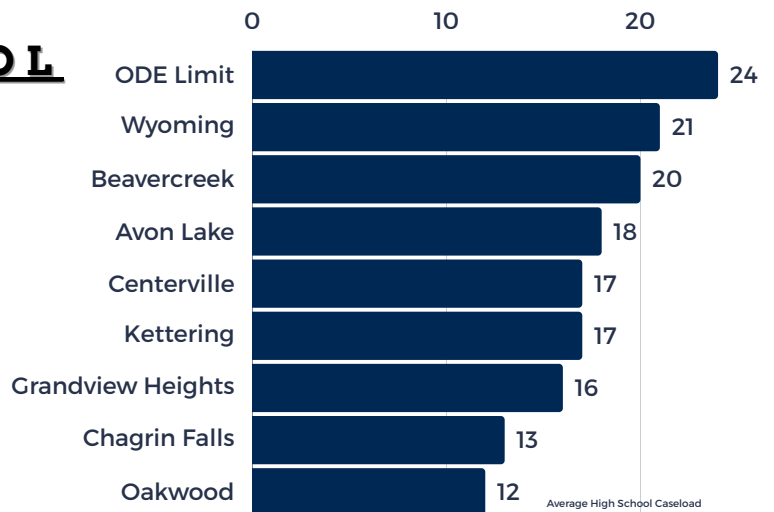


OAKWOOD JUNIOR HIGH

- Intervention specialists: 2
- Average caseload: 9
- State-mandated ratio maximum: 16

OAKWOOD HIGH SCHOOL

- Intervention specialists: 4
- Average caseload: 12
- State-mandated ratio maximum: 24



*Data provided by schools is from the 2023-2024 school year

*State-mandated ratio maximums provided by the Ohio Department of Education and Workforce