

State of the District November 16, 2022



Presented by
Dr. Adele Pecora
Superintendent of Schools

Mr. Thomas Lynch
Assistant Superintendent for Curriculum and
Technology

Ms. Mary Catherine Culella-Sun
Director of Pupil Personnel Services



BOE Goals for 2022 - 2023



Financial

Create a fiscally responsible and operationally efficient budget that maintains and enhances the integrity of all programs.

Teaching and Learning

Provide an enriched learning environment that promotes and supports the academic growth of students so that they may reach their full potential while becoming positive contributors to society.



Social Emotional Learning and Safety

Create a safe, secure, and nurturing environment that supports the physical, social, and emotional needs of our students.

Operations and Facilities

Create a modern and competitive campus to enhance opportunities and growth for all Seaford students.



Communication

Maintain and enhance communications systems that ensure the open flow and accessibility of information with all stakeholders.



Financial

Keeping Budgets within Tax Cap

Minimizing Fiscal Stress

Prudent Spending

Securing Grants

Maintaining Reserves

Strong Financial Condition

Enhancing Programs

Addition of Teachers & Psychologists

Expand Capital Projects/Improve Facilities

Addition of Extracurricular Activities



Strong Financial Condition

Internal Indicators

- Staying within allowable tax levy limit since inception of regulation.
- Adhering to practices of the State Education Department (SED) and Office of State Comptroller (OSC) guidelines.
- Funding of reserves in a prudent manner.
- Managing all applicable grant expenditures and the numerous Capital Projects the District has embarked upon.
- Using the District's Capital Reserve (historically used for large construction projects) to strategize future bonding of projects in an efficient manner.

External Indicators

- Upgrade of the District's Moody's rating to Aa2 in December of 2020 and a re-confirmation in March 2022 with the refunding of bonds.
- Positive results from both Internal and External audit processes on an annual basis.
- A "No Designation" from NYS Comptroller's Fiscal Stress Score for the District's financial position.
- Successful adoption of the District's annual budget adoption.



Budgets are within Tax Cap

Tax Cap History

School Year	Maximum Allowable Tax Levy %	Seaford UFSD Tax Levy %
2015-16	2.28%	2.28%
2016-17	1.16%	1.16%
2017-18	2.02%	2.02%
2018-19	2.69%	2.69%
2019-20	4.04%	2.98%
2020-21	3.58%	3.58%
2021-22	1.497%	1.497%
2022-23	2.891%	2.450%



Managing Fiscal Stress

6-Year Fiscal Stress Comparison

Year	Total Points	Score Classification
2016	8.3	No Designation
2017	0.0	No Designation
2018	0.0	No Designation
2019	0.0	No Designation
2020	3.3	No Designation
2021	0.0	No Designation

<u>Classification</u>	<u>Point Range (Out of 100 total pts)</u>
Significant	65 - 100
Moderate	45 - 64.9
Susceptible	25 - 44.9
No Designation	0 - 24.9



Prudent Spending

Purchasing via
State Contracts

Purchasing via
Ed-Data

Prudent
Spending

Purchasing via
Nassau BOCES

Financial
Forecast and
Trend Monitoring



Securing Grants – NYS & Local Sources

Working with local government representatives, Seaford has **secured** and has partially received funding from the following sources:

<u>Source</u>	<u>Amount</u>	<u>Project</u>
Senator Brooks	\$175,000	Furniture and Technology
Senator Brooks	\$160,000	iPads and other Technology Equipment
County Legislator Rhoads	\$247,000	Improvements to Outdoor Facilities
NYSIR	\$1,000	HS Wellness Center
NYSIR	\$1,000	MS Wellness Center
NYSIR	\$1,000	Manor and Harbor Supplies

Total = \$585,000

The following local grant was recently applied for and is **anticipated**:

<u>Source</u>	<u>Amount</u>	<u>Project</u>
Senator Brooks	\$500,000	Kitchen Equipment, Flexible Furniture, New Flagpole for HS, Auditorium Enhancements

Total grant funds: \$1,085,000



***We also receive annual Title I, II, III & IV Grants from NYSED**



Securing Grants – Federal Sources

The following federal funding sources were applied for and used for learning loss and mental health awareness during the 2021-22 fiscal year and continue to be expended within the 2022-23 school year.

Source	Amount	Project
American Rescue Plan (To be used by 9/30/2024)	\$1,131,657	SEL, Learning Loss, Summer Experience, After-school Opportunities
Coronavirus Response Relief Supplemental Appropriations (CRRSA) (To be used by 9/30/2023)	\$2,032,138	MS Wellness Center HS Science Room Renovations



Teaching and Learning



Seaford Union Free School District

**JOIN
OUR TEAM**

Hiring Guide
HR@seaford.k12.ny.us

**JOB
FAIR**

SEAFORD
UFSD

COME JOIN OUR TEAM!

TUESDAY,
SEPTEMBER **20** **TEACHER AIDES &
MONITORS**

Seaford Union Free School District

**JOIN OUR TEAM
WE ARE HIRING!
SECURITY GUARDS**



Setting the Standard of Excellence Through Hiring

- 2022 – 2023: 15 New Probationary Professional Staff
- 44 (19% of faculty) Non-Tenured Probationary Professional Staff
- Extensive Hiring Process: Screening Interviews, Full Panel Interviews, Writing Samples, Demonstration Lessons, Central Administration Interviews, Reference/Background Checks



Establishing a Culture of Continuous Improvement

Professional Development Goals

Providing professional development to support all students' needs and enhance students' growth in learning.

- Professional Development Committee

Team Collaboration

Continuing to implement and support Instructional Team Collaboration.

- Wantagh-Seafood Teacher Resource and Computer Training Center (TRACT)

PLCs

Creating and evolving research-based professional learning communities.



Shared Vision

Promoting and assure ongoing development and growth of its professional staff.

- Administration Retreat
- New Teacher Orientation
- Additional 8 hours of Professional Development
- Superintendent's Conference Day

Best Teaching Practices/Strategies

Providing educators with the best teaching practices/strategies for instructional teaching.

- Teachers College Readers Writers Project
- Yale Center for Emotional Intelligence: Ruler
- The Institute for Habits of Mind






Meaningful and Relevant Professional Development

- Superintendent Conference Days: August 30th, August 31st, & November 8th, 2022: Some offerings were as follows:
 - Shifting the Balance: The Science of Reading
 - Balanced Minds
 - Science Conference (Wantagh, Levittown, and Seaford School Districts)
 - Teachers College Readers Writers Workshops
 - NYSED (New York State Education Department) Social Studies Framework, Practices, and Inquiry-Based Lessons
 - Creating a Culturally Responsive and Trauma Informed Classroom
 - Foundations Workshops | Wilson Language Training
- New Teacher Orientation Workshops: Instructional Technology, Culturally Responsive Teaching and the Brain, Finding the Balance, Best Practices Through Film, Classroom Strategies to Promote Student Engagement, Accountable Talk, S.P.E.C.I.A.L. Education, The Gut-Level Teacher Reflection
- Additional Professional Development Workshops: RTI – Getting to Know the New Plan / MAP Growth Reports, Data Driven Instruction, Building a Learner Profile / Habits of Mind, RULER, Choice Sessions– Seaford EdCamp





Second Cycle of the District PDL Program




- In September of 2017 we had a handful of 1:1 devices.
- During the 2020 – 2021 School year every student had access to a personal device (approximately 2200 devices)
- The infrastructure that the technology relies on was also upgraded
- We have just begun the next cycle, replacing laptops originally purchased during 2017 – 2018 school year





Elementary Enhancements

- Expanding PLTW Program
- LIFT Program
- Peaceful Playgrounds
- Math Olympiads
- Literacy Professional Development from Teachers College
- Computer Science and Keyboarding
- *Weekly Studies* resources in Science and Social Studies
- RULER Program
- Shared Psychologist (Manor, Harbor and Seaford Middle School)
- Summer Experience






Secondary Enhancements

- RULER Program
- Teachers College Writing Program in 6th and 7th Grade
- New 6th Grade Social Studies Textbook and Digital Support
- Introduce PLTW in 7th Grade: Medical Detectives
- Middle School Wellness Center and Guidance Suite

- Introduce PLTW in 12th Grade: Human Body Systems
- General Physics
- 4 Year Sequence of ICT Science Courses
- 13 New High School Courses
- New Clubs – Fitness & Wellness, Leos Club, BLT
- New Attendance Office





New Courses at Seaford High School and Middle School

AP Macroeconomics

AP Government &
Politics

Leaders & Leadership
in History

LIU Children's
Development

LIU Introduction to
Musical Concepts

Long Island History

An Introduction to
Guitar

Ukulele FUNdamentals

Theatre Scenes

Project Lead the Way:
Human Body Systems
(Potential College
Credit through RIT)

Woodworking II

New Partnership with
Stonybrook
University's ACE
Program: Social Media
& News Literacy



Project Lead the
Way: Medical
Detectives

Teachers
College Writing
in 7th Grade



A pair of black-rimmed glasses is resting on a stack of books. A red bookmark is visible on the left side of the books. The background is a blurred wooden surface.

Student Enrollment and Assessment Data



ELA and Mathematics, Grades 3 - 8

	Grade	% Taking Assessment	Comparison to Nassau County
ELA	3	49.5%	8% Above Region
	4	47.9%	2% Below Region
	5	37.4%	16% Above Region
	6	36.9%	5% Above Region
	7	39.9%	6% Below Region
	8	25.1%	12% Above Region

	Grade	% Taking Assessment	Comparison to Nassau County
Mathematics	3	49.0%	6% Below Region
	4	54.0%	7% Above Region
	5	40.1%	6% Above Region
	6	34.5%	3% Below Region
	7	43.1%	4% Above Region
	8	23.8%*	4% Below Region

*Some students in 8th Grade take the Algebra Regents in lieu of the 8th Grade Assessment

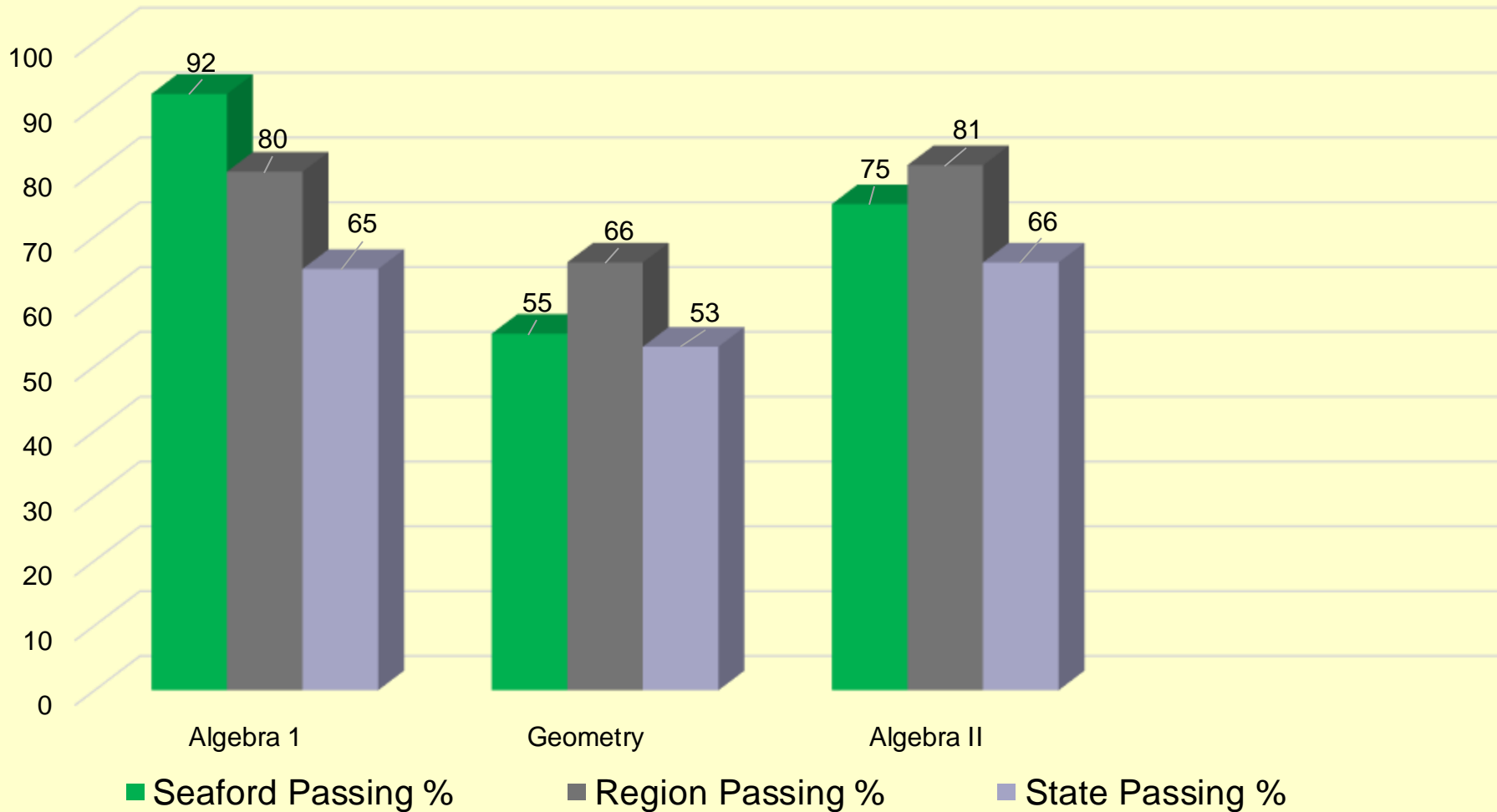


NWEA MAP Achievement RIT Scores Seaford / National Norms

Grade	Mathematics		Grade	Reading	
	Seaford	National		Seaford	National
Kindergarten	145	139.6	Kindergarten	140.2	136.6
1	163	160	1	159.1	155.9
2	178.5	175	2	175.0	172.3
3	190.5	188.4	3	187.8	186.6
4	201.9	199.5	4	198.7	196.6
5	213.3	209.1	5	205.9	204.4
6	214.5	214.7	6	208.7	210.1
7	222.5	220.2	7	214.8	214.2
8	220.3	224.9	8	217.9	218.0
8 th Grade Algebra	235.8	230.9	--	--	--
9	--	--	9	219.4	218.9

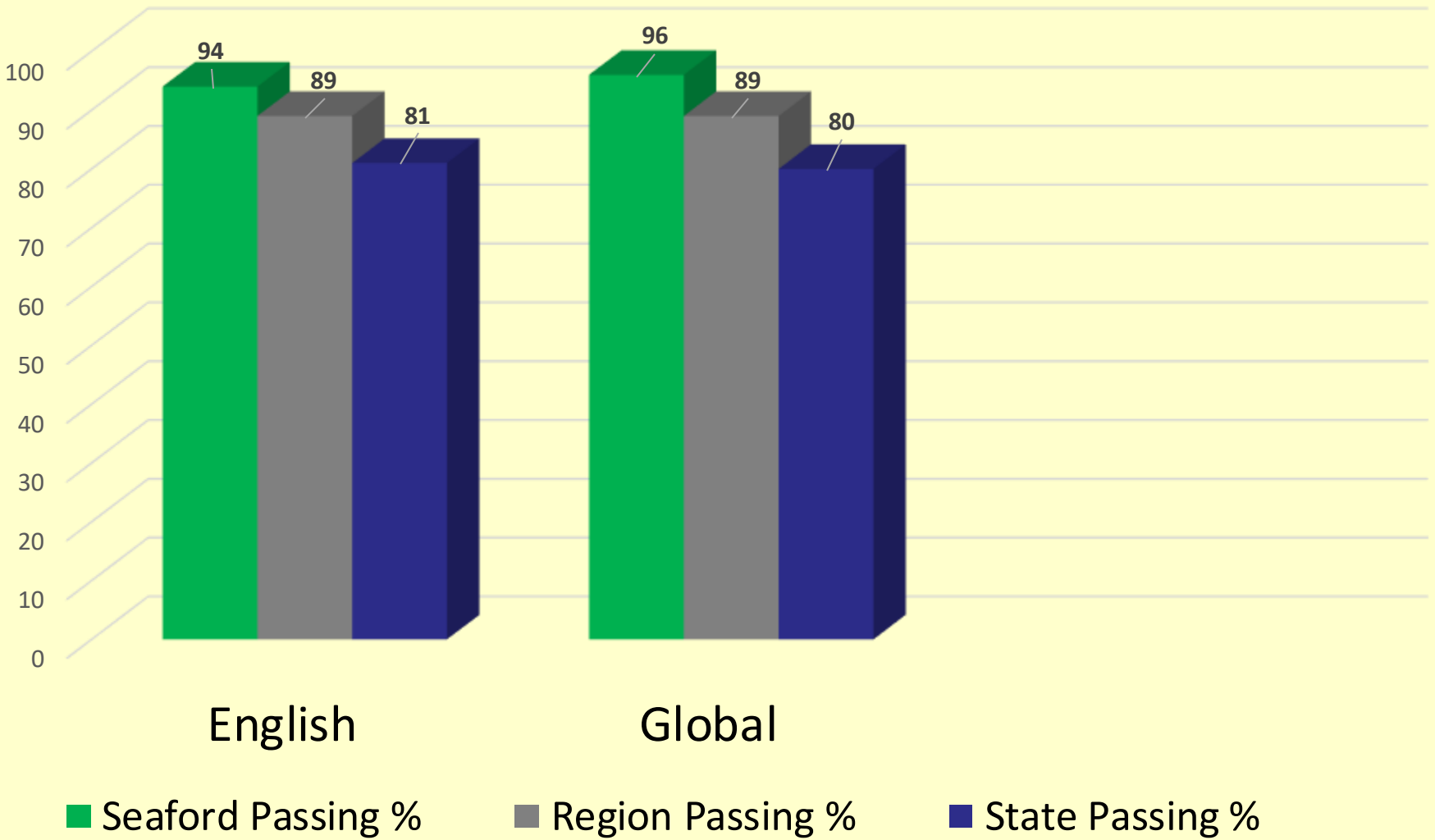


Mathematics Regents Exams



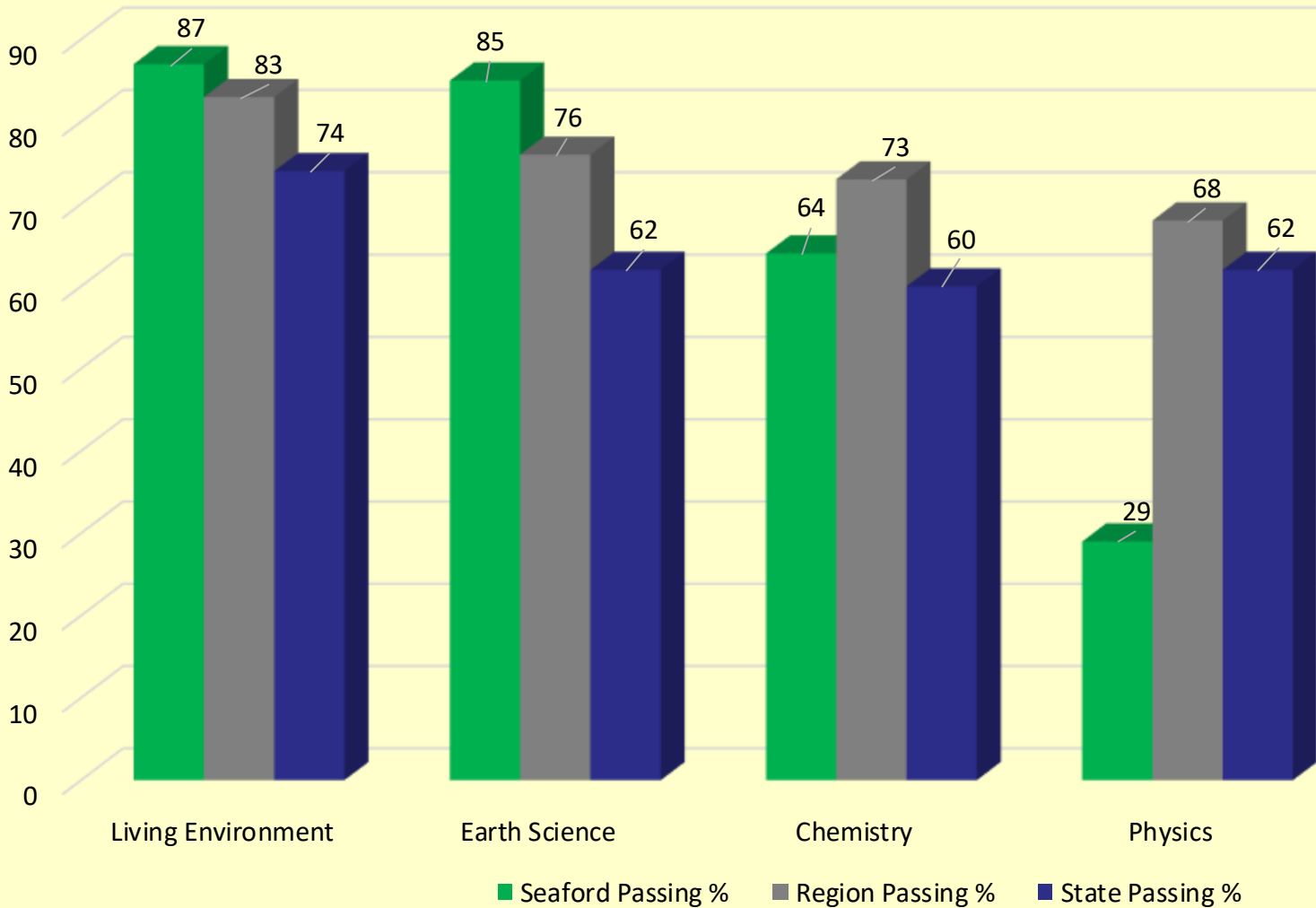


ELA & Social Studies Regents Exams





Science Regents Exams





Next Steps

Overall, Seaford students did well on both the Regents and Advanced Placement Exams during the 2021 – 2022 school year. In the areas that students underperformed, the following steps are being taken during the 2022 – 2023 school year:

- Use Nassau BOCES Datawarehouse Reports to identify standards that students struggled with (both on 2022 assessments as well as historically)
 - GAP Reports
 - WRAP Reports
- Provide teachers with professional development in the areas of:
 - Data-informed instruction
 - Implementing new standards in all major subjects as the state moves to the Next Generation Standards
 - Increasing pedagogical knowledge to improve student engagement and retention of subject material

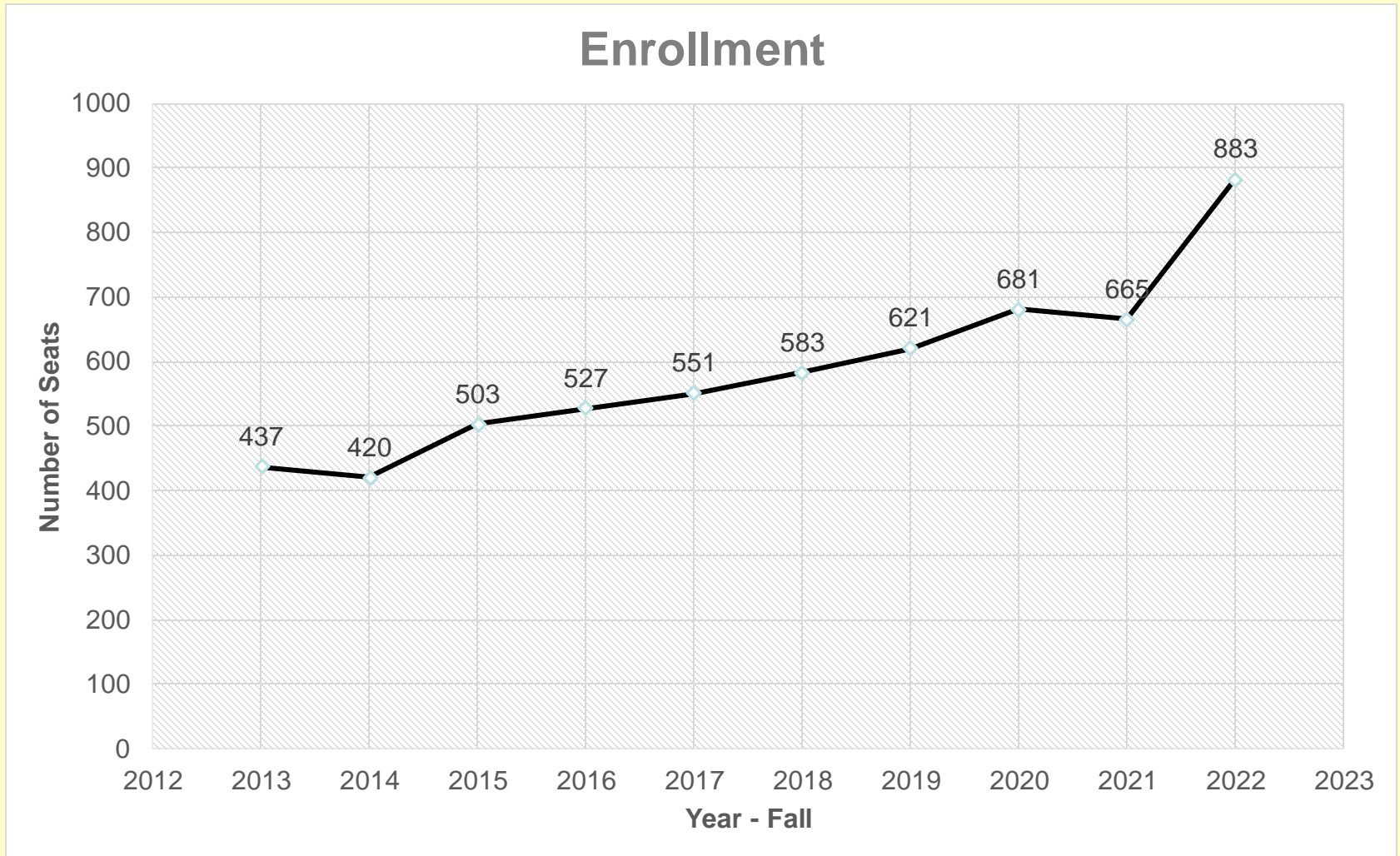
This work is ongoing during Department and Faculty Meetings and Superintendent Conference Days. The meetings have been facilitated by administrators, teachers and outside consultants.



High School Advanced Placement Data

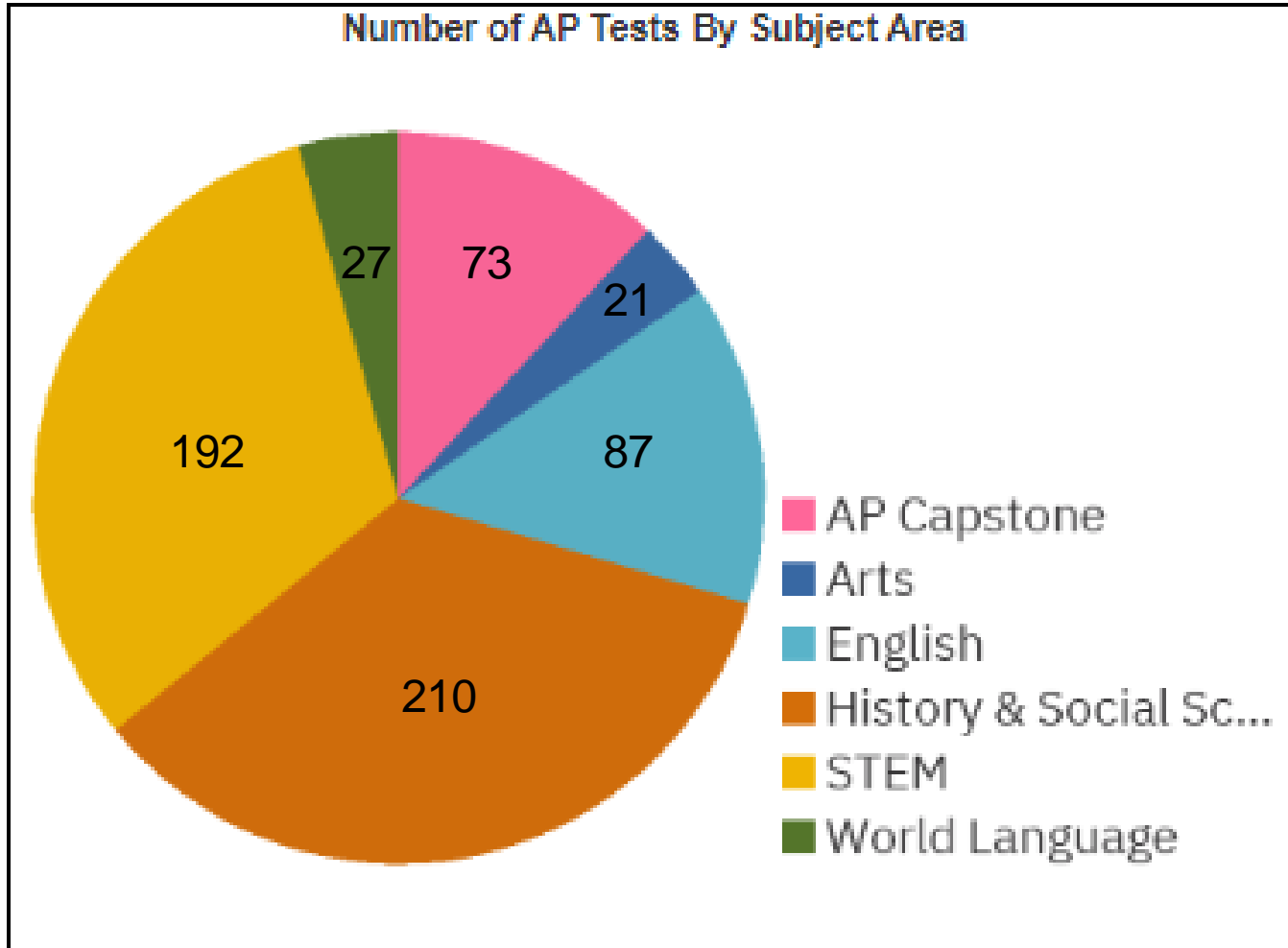


AP Course Enrollments 2013 - 2022



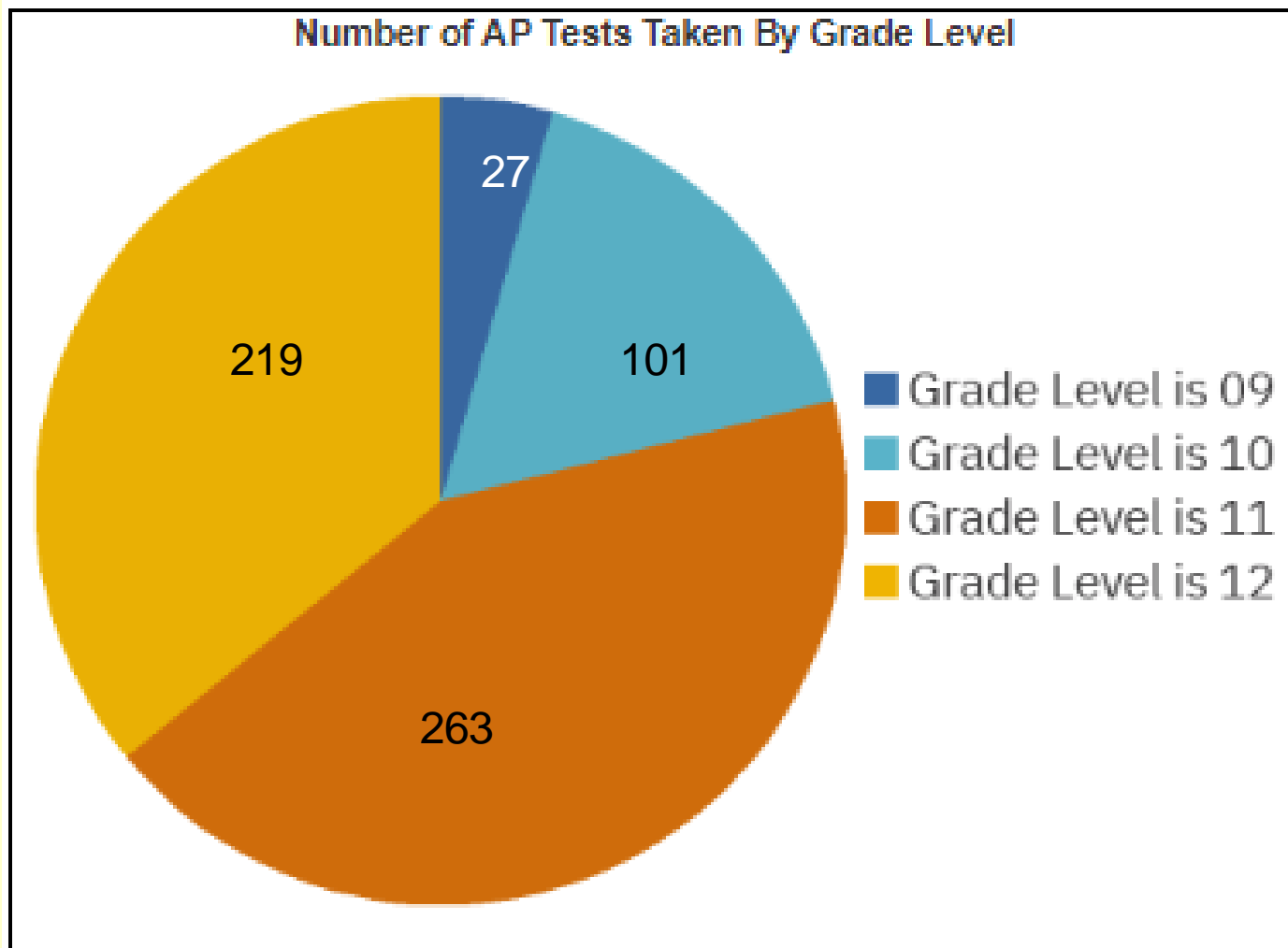


AP Exam Breakdown 2022





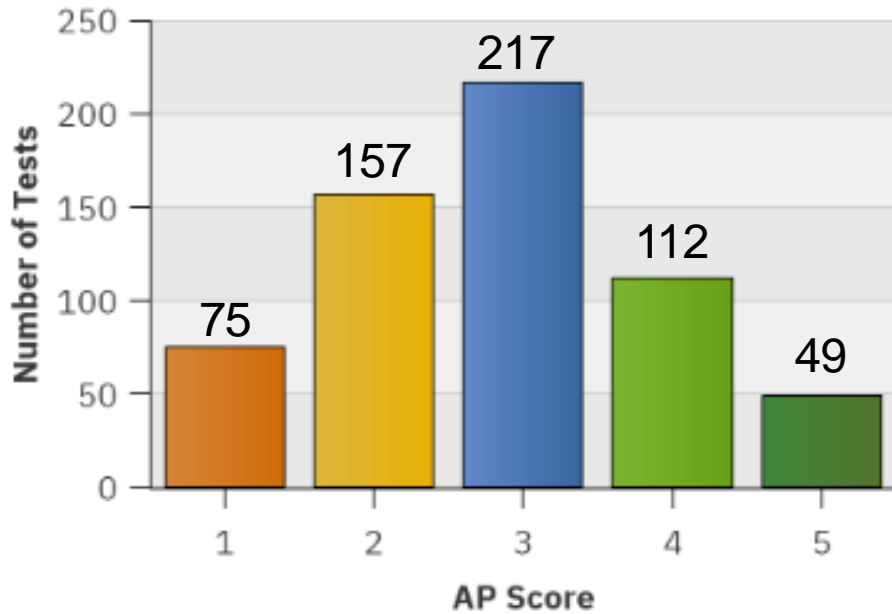
Number of Tests Taken by Grade Level



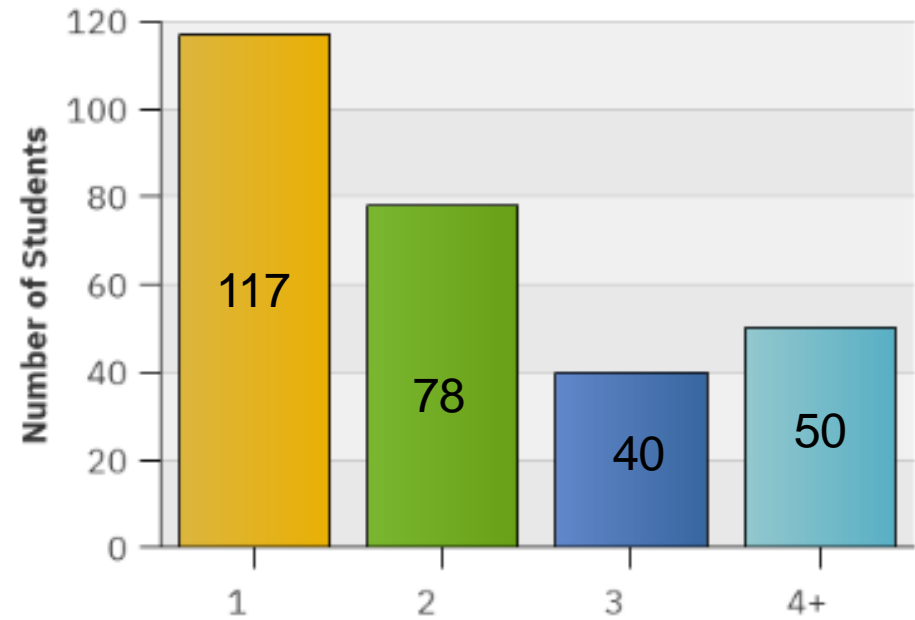


Distribution of AP Scores

Distribution of AP Scores



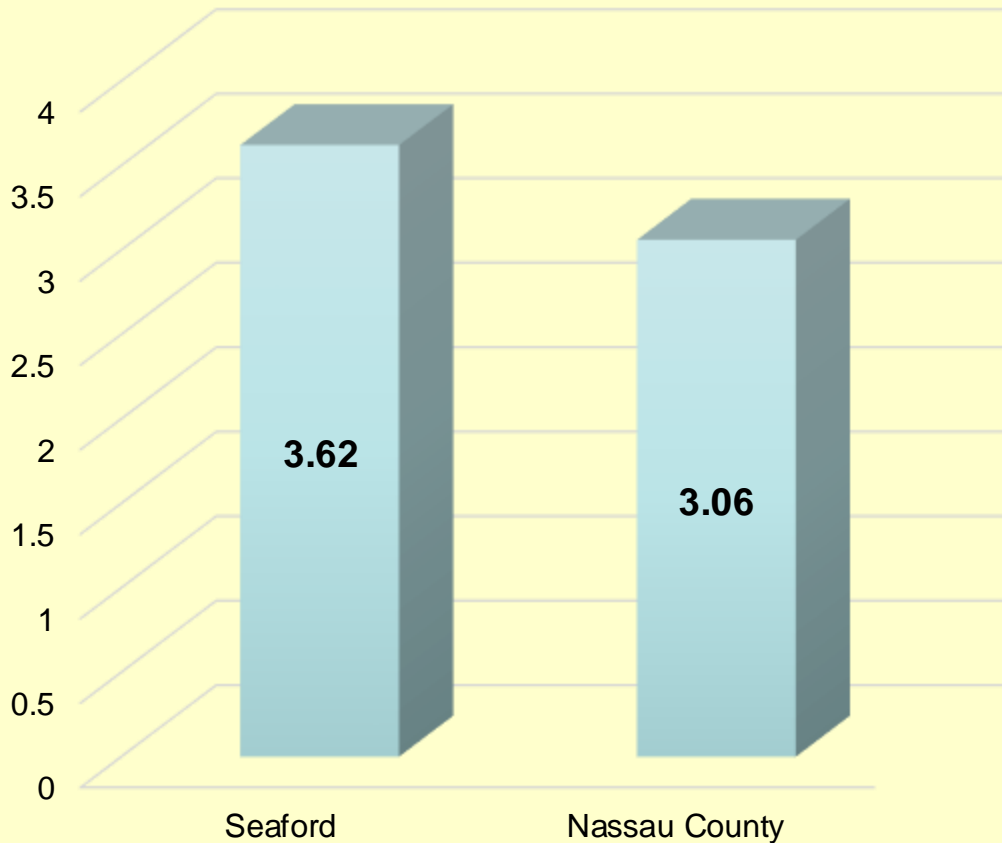
Number of AP Tests Taken Per Student





AP Placement Summary

Participation Index



Participation Index (PI)

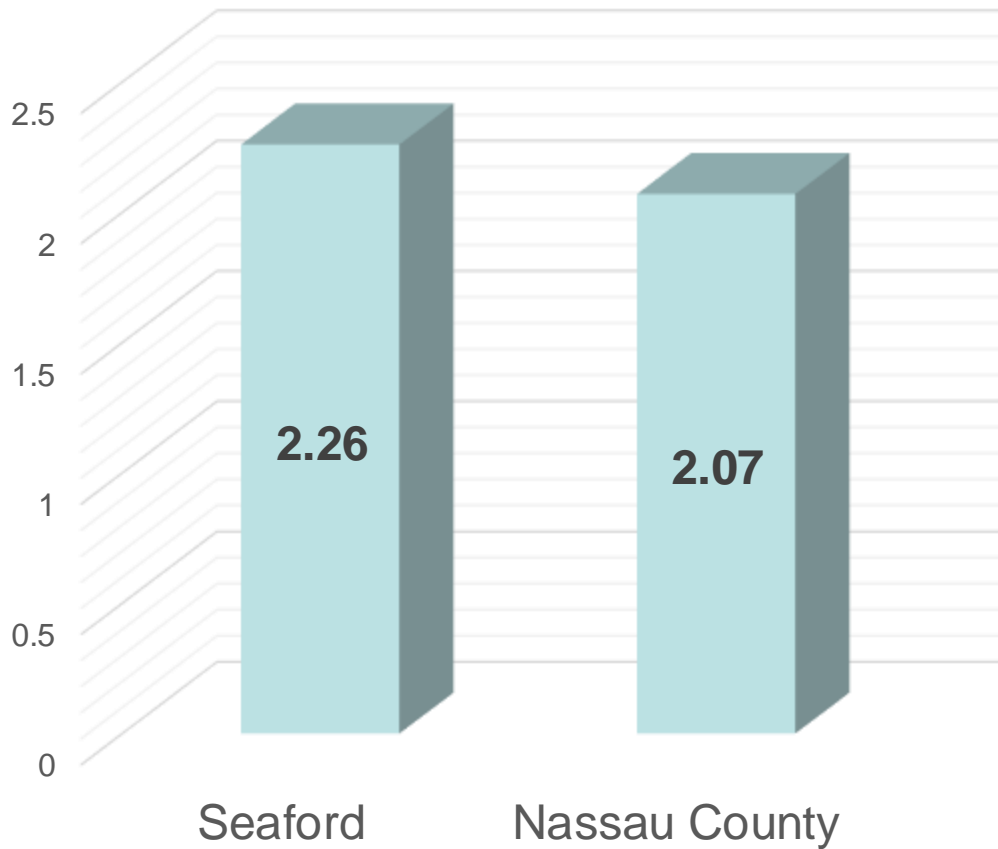
Total # of Exams taken
divided by the average HS
enrollment grades 10 - 12

$$PI = 609/168 = 3.62$$



AP Placement Summary

Quality/Participation Index



Quality/Participation Index

Total # of Exams scoring 3 or higher divided by the average HS enrollment grades 10 – 12

$$Q/PI = 379/168 = 2.26$$



Class of 2022 Enrollment in AP and College Level Courses

Last year Seaford High School students took advantage of advanced coursework



Number of students that took at least 1 advanced course	131
Number of students that took at least 3 advanced courses	91
Number of students that took at least 5 advanced courses	63
Number of students that took at least 7 advanced courses	43
Number of students that took at least 10 advanced courses	20



Historical Graduation Data

Year	# of Graduates	*Graduation Rate
2012	194	95.1%
2013	175	95.2%
2014	191	95.7%
2015	182	94.9%
2016	169	95.5%
2017	176	96.7%
2018	177	97.7%
2019	158	95.8%
2020	195	99.0%
2021	182	99.0%
2022	170	99.0%

*Graduation rate includes August data



NYS Seal of Biliteracy

NYS Seal of Biliteracy (NYSSB) Candidates and Students Awarded the NYSSB

2021 - 2022		2022 - 2023	
Candidates	Awarded	Candidates	Awarded
21	14	34	TBD





4 Year College Acceptances (Class of 2022)

Most Competitive

Binghamton, Boston College, Boston University, Carnegie Mellon, Colgate, Duke, Fordham, John Hopkins, New York University, Northeastern, Purdue, Rensselaer Polytechnic Institute, Stevens Institute of Technology, Stony Brook, University of Miami, University of Missouri, University of Rochester, Villanova, Wesleyan University

Highly Competitive

Baruch College, Clemson, Elon, Florida State, Hobart and Smith College, Milwaukee School of Engineering, North Carolina State, Ohio State, Penn State, Pepperdine University, Rochester Institute of Technology, Rutgers, Trinity College, University of Connecticut, University of Florida, University of Georgia, University of Maryland, Virginia Poly Tech

Very Competitive


Appalachian State, Fairfield University, Florida Institute of Technology, Indiana University, Ithaca, James Madison, Loyola, Marist, Michigan State, SUNY Cortland, SUNY Geneseo, Syracuse, Temple, Towson, University of Delaware, University of Massachusetts, University of New Hampshire, University of South Carolina, University of Tennessee

Competitive

Adelphi, Albany, Coastal Carolina, Farmingdale State, Hofstra, Iona, Long Island University, Mercy College, Mississippi State, Missouri State, Molloy, Pace, Queens College, Quinnipiac, Sacred Heart, Seton Hall, St. Johns, University of Kentucky, University of New Haven, University of Rhode Island, University of Tampa, Wagner College, West Virginia, York College

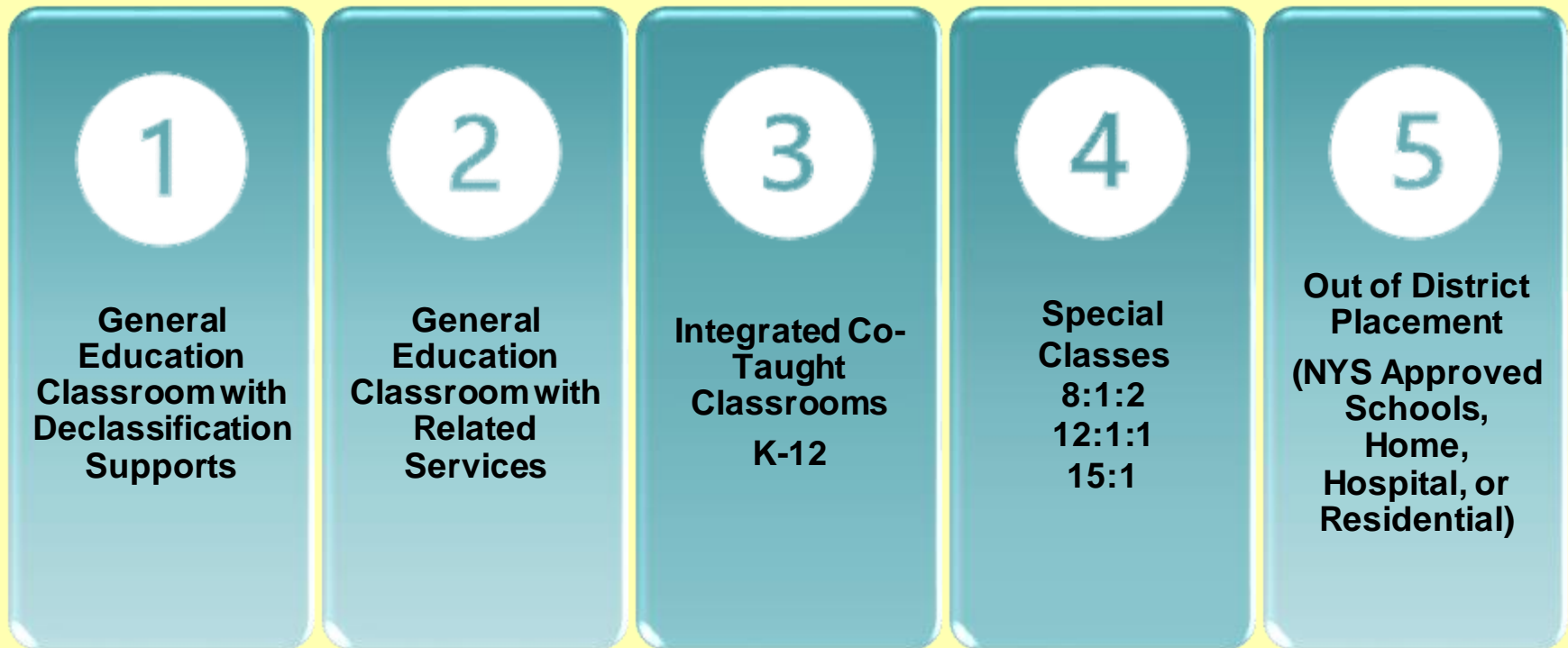
*Sample Acceptances

Pupil Personnel Services





Continuum of Special Education Services District-Wide



Least Restrictive Settings

Most Restrictive



Highlights for Enhancing Practice and Productivity


- **Concentration on mental health and wellness** including the District's continued partnership with Northwell/South Oaks, use of family and student mental health and school climate surveys to illicit feedback and identify students at risk, increase in individual and group counseling supports K-12, members of the Nassau BOCES Mental Health Consortium and Collegial Circles
- **Continued implementation of RULER SEL initiative K-12** support of additional secondary and elementary school psychologists hired to work with students on managing emotions and social-emotional wellness
- **Increased access to programing** with an additional self-contained 8:1:2 class on the elementary level and the second year of our Beyond Seaford High School collaborative elective to prepare students for post secondary outcomes
- **Targeted professional development** allowing for focused discussion and increased collaboration to support the advancement of instructional practices including, *Risk and Threat Assessment in the School Setting* and administering and interpreting standardized assessments
- **Directed consultation** for staff in K, 1, 2 self-contained programs in the areas of functional communication, behavioral interventions, and discrete instructional models



Continued Partnerships with Northwell/South Oaks

Northwell/South Oaks Adolescent Psychiatrist in the District twice monthly. Services provided in-district include:

- Consultation with district staff
- Referrals for outside services
- Case management and care coordination
- Psychiatric evaluations
- Priority given for appointments, day treatment programs and in-patient care



Since the start of our partnership in 2020:

118 Referrals District-wide:

- 44 Psychiatric Evaluations
- 33 Team Consults
- 41 Connections to Care

Through our partnership, support is available 24-hours for emergencies and admissions

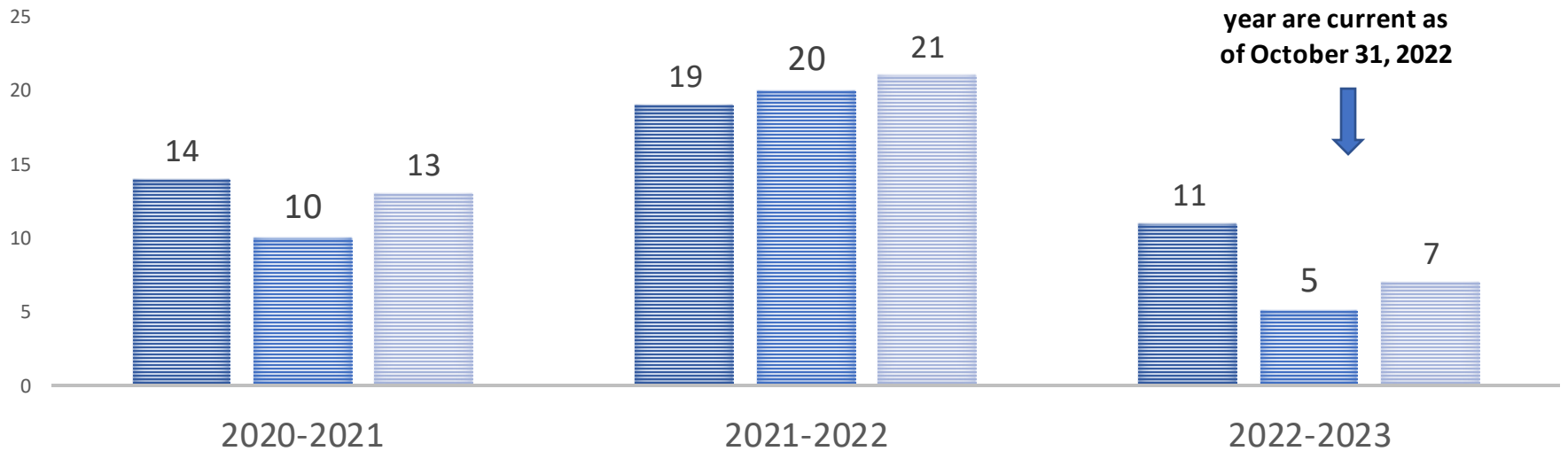




Northwell/South Oaks Partnership

NORTHWELL SERVICES

Evaluations Consultation Coordination to Care






Maintaining a Strong Focus on Social-Emotional Wellness

MOOD METER

Enraged	Furious	Frustrated	Shocked	M	Hyper	Lively	Motivated	Ecstatic
Livid	Incandescent	Angry	Restless	O	Energized	Cheerful	Inspired	Excited
Fuming	Hannibalic	Worried	Annoyed	O	Enthusiastic	Happy	Optimistic	Thrilled
Repulsed	Troubled	Concerned	Peeved	D	Pleasant	Joyful	Proud	Blissful
M	O	O	D	M	E	T	E	R
Disgusted	Disappointed	Glum	Sad	E	At Ease	Content	Loving	Fulfilled
Pensive	Lonely	Mopey	Bored	T	Relaxed	Secure	Chill	Gestful
Unpleasant	Depressed	Discouraged	Tired	E	Calm	Satisfied	Grateful	Carefree
Despair	Hopeless	Miserable	Frustrated	R	Relieved	Peaceful	Tranquil	Serene



- 1 Active members of the Nassau BOCES Mental Health Consortium and Collegial Circles
- 2 Interdisciplinary practice core values of *Habits of Mind* and daily mindfulness strategies
- 3 Additional elementary and secondary school psychologist
- 4 Continued implementation of Lions Quest K-12
- 5 Mental Health and Wellness Screeners and School Climate Surveys
- 6 Student Organizations: Brackett Leadership Team (HS) and Team Leaders Care (MS)



Modernizing and Beautifying our Campus

Over the last year there have been numerous projects that have improved the safety and aesthetics of our buildings and grounds. The projects were funded either through the Seaford Budget or through local and federal grants.

Harbor Walking
Path

New Little
League
Baseball Field at
Harbor

New Science
Rooms in High
School

New Wellness
Center in Middle
School

New Doors and
Locks District-
wide

Remodeling of
the Snack
Shack

Updating
Electrical
Service at HS

Remodel of
High School
Main Office

New Multi-
purpose Turf
Field



Harbor Walking Path





Harbor Little League Baseball Field





District-wide New Doors and Locks





New Chemistry Room





New Physics Room





Upgrading Electrical Service





Snack Shack and Pump House





MS Wellness Center

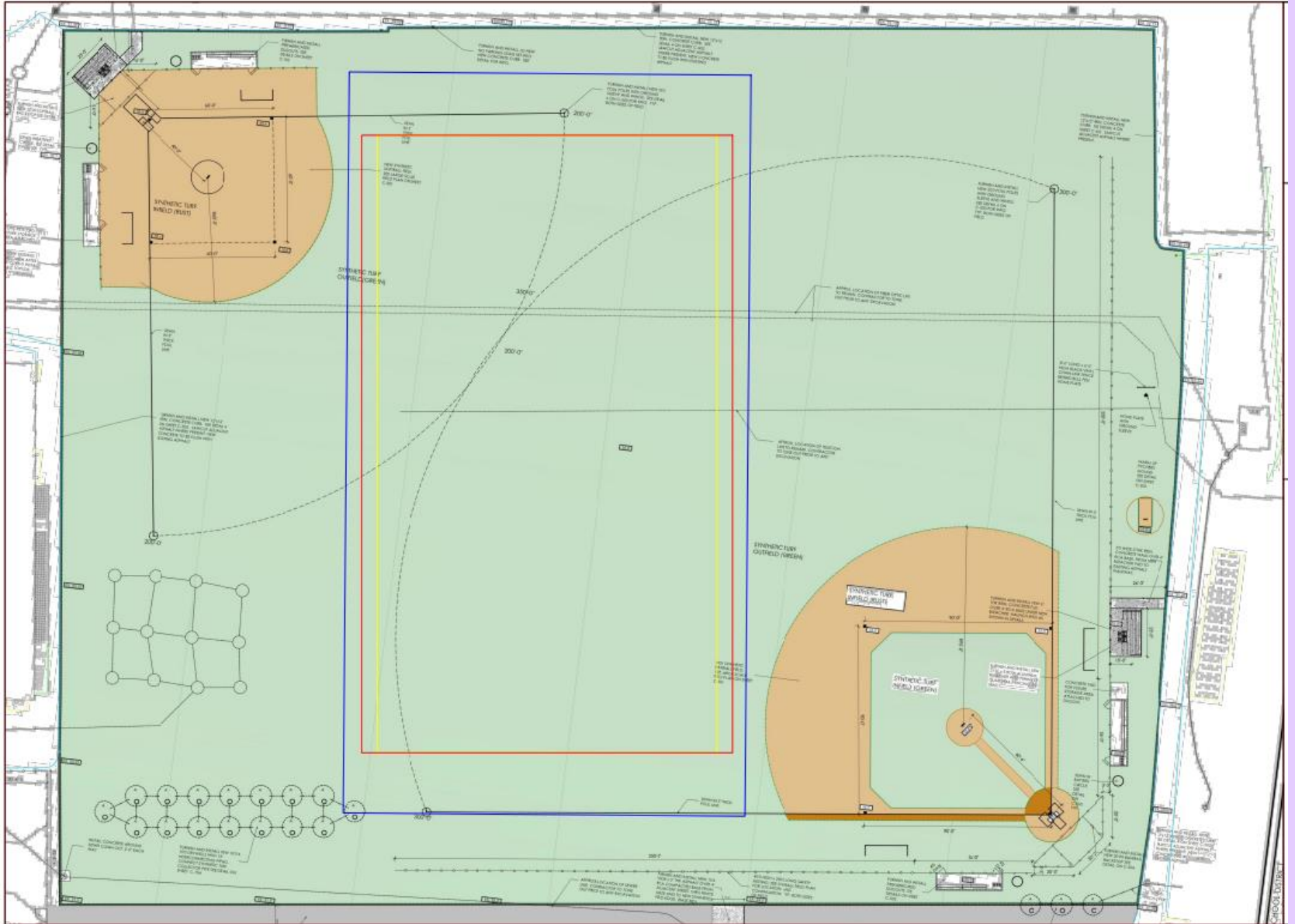




High School Main Office



Multi-purpose Turf Field





Security and Safety Remain a Priority

Employee and Student Lanyards

Lock-down System with Strobe Lights

Anonymous Alerts

Rave Application

Additional Cameras on all Campuses

District-wide Health and Safety Committee and Security Guard Staffing Committee

New Door Swipe System linked to Lock-down

Additional Security Guards

Visitor Management System and Video Intercom

Signage at All Buildings

Partnership with NCPD (7th Precinct) and Homeland Security

Bus Patrol



Facilitating Communication

Central Office/PTA
and SEPTA
Executive Board
Liaison Meetings

Shared Decision-
Making Committee

Audit Committee

Safety Committee

Wellness
Committee

Booster Club

Parent
Membership on
Hiring Committees

Community
Surveys

Superintendent
PTA Presidents'
Meetings



Communication



SEAFORD
Union Free School District

Select a School | User Options | Search

FOOD SERVICES | CONTACT | PORTAL

Board of Education | District Administration | Curriculum and Instruction | Community | Parents/Students | Calendar

Girls Volleyball Team Wins County Title!

District Quick Links

- ➔ 2022-2023 Full Calendar
- ➔ Foundation Aid Plan Information
- ➔ Emergency Planning Guide for Parents
- ➔ Seaford UFSD Youtube Channel
- ➔ Fall 2022 Spotlight Newsletter
- ➔ Seaford 22-23 Board Approved Calendar
- ➔ Seaford Opening of Schools Information
- ➔ District Wide Safety Plan
- ➔ American Rescue Plan



ANY

QUESTIONS

?

