

**SEAFORD UNION FREE  
SCHOOL DISTRICT  
FINANCIAL STATEMENTS  
AND SUPPLEMENTARY INFORMATION  
WITH INDEPENDENT AUDITOR'S REPORT  
FOR THE FISCAL YEAR ENDED  
JUNE 30, 2019**

# SEAFORD UNION FREE SCHOOL DISTRICT

## TABLE OF CONTENTS

### I. INDEPENDENT AUDITOR'S REPORT, MANAGEMENT'S DISCUSSION AND ANALYSIS AND BASIC FINANCIAL STATEMENTS

#### Independent Auditor's Report

<u>Exhibit Number</u>		<u>Page</u>
1	Management's Discussion and Analysis (Required Supplementary Information) (MD&A)	1 - 15
2	Statement of Net Position	16
3	Statement of Activities	17
4	Balance Sheet – Governmental Funds	18
5	Reconciliation of Governmental Funds Balance Sheet to Statement of Net Position	19
6	Statement of Revenues, Expenditures and Changes in Fund Balances – Governmental Funds	20
7	Reconciliation of Governmental Fund Revenues, Expenditures and Changes in Fund Balances to the Statement of Activities	21
8	Statement of Fiduciary Net Position – Fiduciary Funds	22
9	Statement Changes in Fiduciary Net Position – Fiduciary Funds	23
10	Notes to Financial Statements	24 -58

### II. REQUIRED SUPPLEMENTARY INFORMATION

SS1	Schedule of Revenues, Expenditures and Changes in Fund Balance – Budget and Actual – General Fund	59 - 60
SS2	Schedule of Changes in the District's Total Other Post-Employment Benefits Liability and Related Ratios	61
SS3	Schedule of District's Proportionate Share of the Net Pension Liability	62
SS4	Schedule of District's Contributions	63

### III. OTHER SUPPLEMENTARY INFORMATION

SS5	Schedule of Change from Adopted Budget to Final Budget – General Fund and Section 1318 of Real Property Tax Law Limit Calculation	64
SS6	Schedule of Project Expenditures - Capital Projects Fund	65
SS7	Net Investment in Capital Assets	66

### IV. INDEPENDENT AUDITOR'S REPORT ON INTERNAL CONTROL OVER FINANCIAL REPORTING AND ON COMPLIANCE AND OTHER MATTERS BASED ON AN AUDIT OF FINANCIAL STATEMENTS PERFORMED IN ACCORDANCE WITH *GOVERNMENT AUDITING STANDARDS*

## INDEPENDENT AUDITOR'S REPORT

To the Board of Education  
Seaford Union Free School District

### **Report on the Financial Statements**

We have audited the accompanying financial statements of the governmental activities, each major fund, and the fiduciary fund of the Seaford Union Free School District, as of and for the fiscal year ended June 30, 2019, and the related notes to the financial statements, which collectively comprise the District's basic financial statements as listed in the table of contents.

### ***Management's Responsibility for the Financial Statements***

Management is responsible for the preparation and fair presentation of these financial statements in accordance with accounting principles generally accepted in the United States of America; this includes the design, implementation, and maintenance of internal control relevant to the preparation and fair presentation of financial statements that are free from material misstatement, whether due to fraud or error.

### ***Auditor's Responsibility***

Our responsibility is to express opinions on these financial statements based on our audit. We conducted our audit in accordance with auditing standards generally accepted in the United States of America and the standards applicable to financial audits contained in *Government Auditing Standards*, issued by the Comptroller General of the United States. Those standards require that we plan and perform the audit to obtain reasonable assurance about whether the financial statements are free from material misstatement.

An audit involves performing procedures to obtain audit evidence about the amounts and disclosures in the financial statements. The procedures selected depend on the auditor's judgment, including the assessment of the risks of material misstatement of the financial statements, whether due to fraud or error. In making those risk assessments, the auditor considers internal control relevant to the entity's preparation and fair presentation of the financial statements in order to design audit procedures that are appropriate in the circumstances, but not for the purpose of expressing an opinion on the effectiveness of the entity's internal control. Accordingly, we express no such opinion. An audit also includes evaluating the appropriateness of accounting policies used and the reasonableness of significant accounting estimates made by management, as well as evaluating the overall presentation of the financial statements.

We believe that the audit evidence we have obtained is sufficient and appropriate to provide a basis for our audit opinions.

### ***Opinions***

In our opinion, the financial statements referred to above present fairly, in all material respects, the respective financial position of the governmental activities, each major fund and the fiduciary fund of the Seaford Union Free School District, as of June 30, 2019, and the respective changes in financial position for the fiscal year then ended in accordance with accounting principles generally accepted in the United States of America.

## ***Other Matters***

### ***Required Supplementary Information***

Accounting principles generally accepted in the United States of America require that the management's discussion and analysis, budgetary comparison information, schedule of changes in District's total OPEB liability, schedule of District's proportionate share of the net pension liability, and the schedule of District's contributions on pages 1 through 15 and 59 through 63, respectively, be presented to supplement the basic financial statements. Such information, although not a part of the basic financial statements, is required by the Governmental Accounting Standards Board, who considers it to be an essential part of financial reporting for placing the basic financial statements in an appropriate operational, economic, or historical context. We have applied certain limited procedures to the required supplementary information in accordance with auditing standards generally accepted in the United States of America, which consisted of inquiries of management about the methods of preparing the information and comparing the information for consistency with management's responses to our inquiries, the basic financial statements, and other knowledge we obtained during our audit of the basic financial statements. We do not express an opinion or provide any assurance on the information because the limited procedures do not provide us with sufficient evidence to express an opinion or provide any assurance.

### ***Other Information***

Our audit was conducted for the purpose of forming opinions on the financial statements that collectively comprise the Seaford Union Free School District's basic financial statements. The other supplementary financial information as listed in the table of contents is presented for the purpose of additional analysis and is not a required part of the basic financial statements.

The other supplementary financial information is the responsibility of management and was derived from and relates directly to the underlying accounting and other records used to prepare the basic financial statements. Such information has been subjected to the auditing procedures applied in the audit of the basic financial statements and certain additional procedures, including comparing and reconciling such information directly to the underlying accounting and other records used to prepare the basic financial statements or to the basic financial statements themselves, and other additional procedures in accordance with auditing standards generally accepted in the United States of America. In our opinion, the other supplementary financial information is fairly stated in all material respects in relation to the basic financial statements as a whole.

### ***Other Reporting Required by Governmental Auditing Standards***

In accordance with *Government Auditing Standards*, we have also issued our report dated September 26, 2019 on our consideration of the Seaford Union Free School District's internal control over financial reporting and on our tests of its compliance with certain provisions of laws, regulations, contracts and grant agreements and other matters. The purpose of that report is solely to describe the scope of our testing of internal control over financial reporting and compliance and the results of that testing, and not to provide an opinion on the effectiveness of Seaford Union Free School District's internal control over financial reporting or on compliance. That report is an integral part of an audit performed in accordance with *Government Auditing Standards* in considering the Seaford Union Free School District's internal control over financial reporting and compliance.

*R.S. Abrams & Co., LLP*

R.S. Abrams & Co., LLP  
Islandia, NY  
September 26, 2019

**SEAFORD UNION FREE SCHOOL DISTRICT  
MANAGEMENT'S DISCUSSION AND ANALYSIS  
FOR THE FISCAL YEAR ENDED JUNE 30, 2019**

The following is a discussion and analysis of the Seaford Union Free School District's (the "District") financial performance for the fiscal year ended June 30, 2019. This section is a summary of the District's financial activities based on currently known facts, decisions, or conditions. It is also based on both the District-Wide and Fund Financial Statements. The results of the current year are discussed in comparison with the prior year, with an emphasis placed on the current year. This section is only an introduction and should be read in conjunction with the District's financial statements, which immediately follow this section.

**1. FINANCIAL HIGHLIGHTS**

- The District closed the fiscal year ending June 30, 2019 with an unassigned fund balance in its general fund of \$6,451,705. Of this amount, \$3,625,427 represents the unassigned fund balance-reserve for tax reduction and the remaining \$2,826,278 in unassigned fund balance-other represents the fund balance retained by the District that is not restricted or assigned for subsequent year's taxes.
- On the District-Wide Financial Statements, revenues increased by 2.73% as a result of increased real property taxes, state sources and other tax items.
- On the District-Wide Financial Statements, expenditures decreased by 2.16% primarily due to decreases in instruction and general support.
- The District adopted a budget of \$70,656,949 for the fiscal ending June 30, 2020.

**2. OVERVIEW OF THE FINANCIAL STATEMENTS**

This annual report consists of four parts: management's discussion and analysis (this section), the basic financial statements, required supplementary information and other supplementary information. The basic financial statements include two kinds of statements that present different views of the District:

- The first two statements are *District-Wide Financial Statements* that provide both *short-term* and *long-term* information about the District's *overall* financial status.
- The remaining statements are *Fund Financial Statements* that focus on *individual parts* of the District, reporting the operations in *more detail* than the District-Wide Financial Statements.
  - The *Governmental Fund Statements* tell how basic services such as instruction and support functions were financed in the *short term* as well as what remains for future spending.
  - *Fiduciary Funds Financial Statements* provide information about the financial relationships in which the District acts solely as a trustee or agent for the benefit of others, including the employees of District.

**SEAFORD UNION FREE SCHOOL DISTRICT  
MANAGEMENT'S DISCUSSION AND ANALYSIS  
FOR THE FISCAL YEAR ENDED JUNE 30, 2019**

The financial statements also include notes that provide additional information about the financial statements and the balances reported. The statements are followed by a section of required supplementary information that further explains and supports the financial statements with a comparison of the District's budget for the year. Table A-1 shows how the various parts of this annual report are arranged and related to one another.

Table A-1: Organization of the District's Annual Financial Report

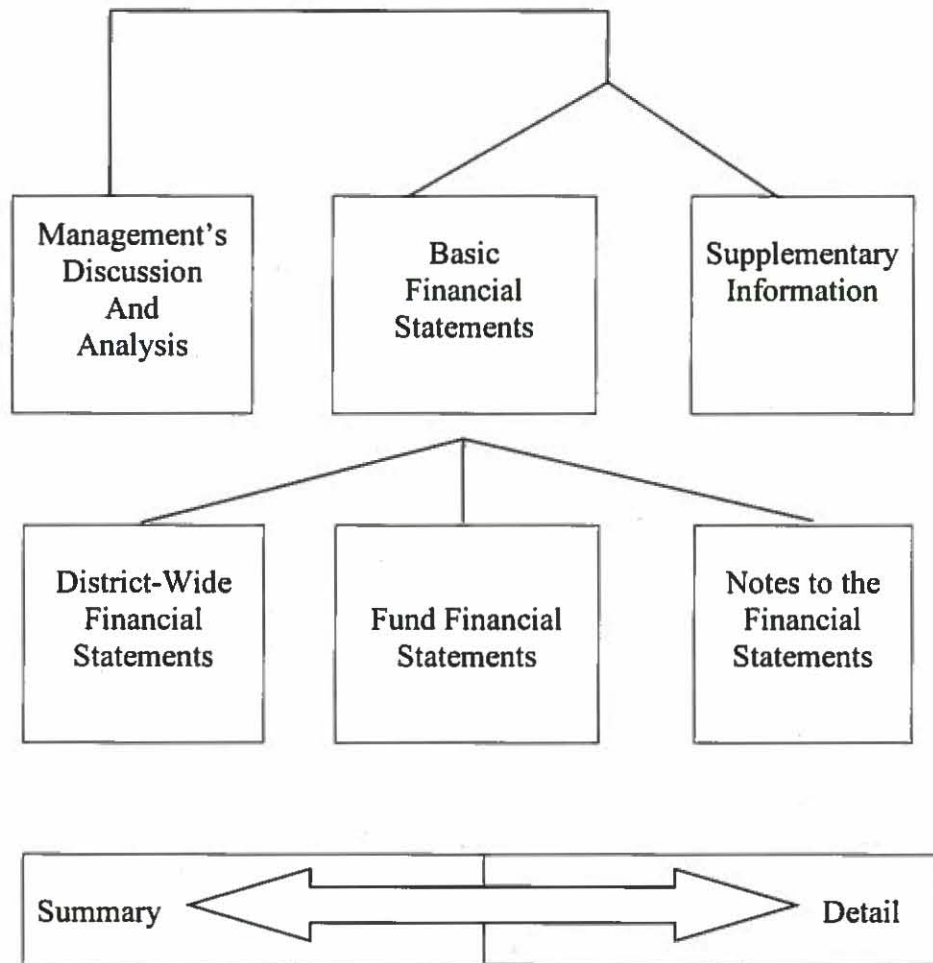


Table A-2 summarizes the major features of the District's financial statements, including the portion of the District's activities that they cover and the types of information that they contain. The remainder of this overview section of Management's Discussion and Analysis highlights the structure and contents of each of the statements.

**SEAFORD UNION FREE SCHOOL DISTRICT  
MANAGEMENT'S DISCUSSION AND ANALYSIS  
FOR THE FISCAL YEAR ENDED JUNE 30, 2019**

Table A-2: Major Features of the District-Wide and Fund Financial Statements

	District-Wide Financial Statements	Fund Financial Statements	
		Governmental	Fiduciary
Scope	Entire entity (except fiduciary funds)	The day-to-day operating activities of the District, such as special education and instruction	Instances in which the District administers resources on behalf of others, such as employee benefits
Required financial statements	<ul style="list-style-type: none"> <li>• Statement of Net Position</li> <li>• Statement of Activities</li> </ul>	<ul style="list-style-type: none"> <li>• Balance Sheet</li> <li>• Statement of Revenues, Expenditures and Changes in Fund Balance</li> </ul>	<ul style="list-style-type: none"> <li>• Statement of Fiduciary Net Position</li> <li>• Statement of Changes in Fiduciary Net Position</li> </ul>
Accounting basis and measurement focus	Accrual accounting and economic resources measurement focus	Modified accrual and current financial resources measurement focus	Accrual accounting and economic resources focus
Type of asset/deferred outflows of resources/liability/deferred inflows of resources information	All assets, deferred outflows of resources, liabilities, and deferred inflows of resources both financial and capital, short-term and long-term	Generally, assets and deferred outflows of resources expected to be used up and liabilities and deferred inflows of resources that come due or available during the year or soon thereafter; no capital assets or long-term liabilities included	All assets, deferred outflows of resources (if any), liabilities, and deferred inflows of resources (if any) both short-term and long-term; funds do not currently contain capital assets, although they can
Type of inflow and outflow information	All revenues and expenses during the year; regardless of when cash is received or paid	Revenues for which cash is received during the year or soon thereafter; expenditures when goods or services have been received and the related liability is due and payable	All additions and deductions during the year, regardless of when cash is received or paid

**SEAFORD UNION FREE SCHOOL DISTRICT  
MANAGEMENT'S DISCUSSION AND ANALYSIS  
FOR THE FISCAL YEAR ENDED JUNE 30, 2019**

**A) District-Wide Financial Statements:**

The District-Wide Financial Statements report information about the District as a whole using accounting methods similar to those used by private-sector companies. The Statement of Net Position includes all of the District's assets, deferred outflows of resources, liabilities, and deferred inflows of resources. All of the current year's revenues and expenses are accounted for in the Statement of Activities regardless of when cash is received or paid.

The two District-Wide Financial Statements report the District's net position and how it has changed. Net position, the difference between the assets and deferred inflows of resources, and liabilities and deferred outflows of resources, is one way to measure the financial health or position of the District.

- Over time, increases and decreases in net position is an indicator of whether the financial position is improving or deteriorating, respectively.
- For assessment of the overall health of the District, additional non-financial factors such as changes in the District's property tax base and the condition of buildings and other facilities should be considered.

Net position of the governmental activities differ from the governmental fund balances because governmental fund level statements only report transactions using or providing current financial resources. Also, capital assets are reported as expenditures when financial resources (money) are expended to purchase or build said assets. Likewise, the financial resources that may have been borrowed are considered revenue when they are received. The principal and interest payments are both considered expenditures when paid. Depreciation is not calculated if it does not provide or reduce current financial resources. Finally, capital assets and long-term debt are both accounted for in account groups and do not affect the fund balances.

District-Wide Financial Statements are reported utilizing an economic resources measurement focus and full accrual basis of accounting that involves the following steps to format the Statement of Net Position:

- Capitalize current outlays for capital assets;
- Report long-term debt as a liability;
- Depreciate capital assets and allocate the depreciation to the proper program/activities;
- Calculate revenue and expense using the economic resources measurement focus and the accrual basis of accounting; and
- Allocate net position balances as follows:
  - *Net investment in capital assets*;
  - *Restricted net positions* are those with constraints placed on the use by external sources (creditors, grantors, contributors or laws or regulations of governments) or approved by law through constitutional provisions or enabling legislation.
  - *Unrestricted net position* is net position that does not meet any of the above restrictions.



**SEAFORD UNION FREE SCHOOL DISTRICT  
MANAGEMENT'S DISCUSSION AND ANALYSIS  
FOR THE FISCAL YEAR ENDED JUNE 30, 2019**

**B) Fund Financial Statements:**

The Fund Financial Statements provide more detailed information about the District's funds. Funds are accounting devices that the District uses to keep track of specific revenue sources and spending on particular programs. The funds have been established by the laws of the State of New York.

The District has two kinds of funds:

- *Governmental funds:* Most of the basic services are included in governmental funds, which generally focus on (1) how cash and other financial assets that can readily be converted to cash flow in and out and (2) the balances left at year-end that are available for spending. Consequently, the governmental fund statements provide a detailed short-term view that helps determine whether there are more or fewer financial resources that can be spent in the near future to finance the programs of the District. Because this information does not encompass the additional long-term focus of the District-Wide Statements, an additional schedule explains the relationship (or differences) between them. In summary, the government fund statements focus primarily on the sources, uses, and balances of current financial resources and often has a budgetary orientation. Included are the general fund, special aid fund, school lunch fund, debt service fund, and capital projects fund. Required statements are the Balance Sheet and the Statement of Revenues, Expenditures, and Changes in Fund Balances.
- *Fiduciary funds:* The District is the trustee or *fiduciary* for assets that belong to others, such as scholarship funds and student activities funds. The District is responsible for ensuring that the assets reported in these funds are used only for their intended purposes and by those to whom the assets belong. The District excludes these activities from the District-Wide Financial Statements because it cannot use these assets to finance its operations. Fiduciary fund reporting focuses on net position and changes in net position. This report should be used to support the District's own programs and is developed using the economic resources measurement focus and the accrual basis of accounting, except for the recognition of certain liabilities of defined benefit pension plans and certain post-employment healthcare plans.

**3. FINANCIAL ANALYSIS OF THE DISTRICT AS A WHOLE**

**A) Net Position:**

The District's total net position (deficit) decreased by \$104,451 in the fiscal year ended June 30, 2019, as detailed in Table A-3.

**SEAFORD UNION FREE SCHOOL DISTRICT  
MANAGEMENT'S DISCUSSION AND ANALYSIS  
FOR THE FISCAL YEAR ENDED JUNE 30, 2019**

Table A-3: Condensed Statement of Net Position

	Fiscal Year 2019	Fiscal Year 2018	Increase/ (Decrease)	Total Percentage Change
Current assets and other assets	\$23,202,296	\$20,962,249	\$2,240,047	10.69%
Capital assets, net	24,988,175	24,832,835	155,340	0.63%
Net pension asset, proportionate share	3,105,973	1,300,999	1,804,974	138.74%
<b>Total Assets</b>	<b>51,296,444</b>	<b>47,096,083</b>	<b>4,200,361</b>	<b>8.92%</b>
Deferred outflows of resources	17,558,580	19,548,859	(1,990,279)	-10.18%
<b>Total assets and deferred outflows of resources</b>	<b>68,855,024 #</b>	<b>66,644,942 #</b>	<b>2,210,082 #</b>	<b>3.32%</b>
Other liabilities	5,208,912	4,846,189	362,723	7.48%
Long-term liabilities	139,986,334	145,124,236	(5,137,902)	-3.54%
<b>Total Liabilities</b>	<b>145,195,246</b>	<b>149,970,425</b>	<b>(4,775,179)</b>	<b>-3.18%</b>
Deferred inflows of resources	13,219,189	6,338,469	6,880,720	108.55%
<b>Total liabilities and deferred inflows of resources</b>	<b>158,414,435</b>	<b>156,308,894</b>	<b>2,105,541</b>	<b>1.35%</b>
<b>Net Position</b>				
Net investment in capital assets	8,657,109	7,370,257	1,286,852	17.46%
Restricted	10,838,600	8,561,484	2,277,116	26.60%
Unrestricted (deficit)	(109,055,120)	(105,595,693)	(3,459,427)	3.28%
<b>Total Net Position (deficit)</b>	<b>(\$89,559,411)</b>	<b>(\$89,663,952)</b>	<b>\$104,541</b>	<b>-0.12%</b>

Current and other assets increased by \$2,240,047 or 10.69% due to an increase in restricted cash balances. Capital assets increased by \$155,340 or 0.63% due to an increase in current year additions offset by depreciation. The net pension asset - proportionate share increased by \$1,804,974 as a result of the actuarial valuation provided by the state. The changes in deferred outflows represent amortization of pension related items as well as the change in the District's contributions to the plans subsequent to the measurement date, as discussed in Note 13, and deferred outflows related to the total other post-employment benefits obligation, as discussed in Note 15. Other liabilities increased by \$362,723 or 7.48% primarily due to increases in accrued liabilities, amounts due to the teachers' retirement system, the employees' retirement system, and collections in advance offset by a decrease in accounts payable, accrued interest payable and compensated absences. Long-term liabilities decreased by \$5,137,902 or 3.54% due to a decrease in total other post-employment benefits obligation offset by increases in claims payable, compensated absences, and net pension liability. The changes in deferred inflows represent amortization of the gain on defeasance and amortization of pension and other post-employment benefits obligation related items, as discussed in Notes 12, 13 and 15.

The net investment in capital assets, relates to the investment in capital assets at cost such as land, construction in progress, buildings & improvements, and furniture & equipment, net of depreciation, related debt (net of any unspent proceeds), and any unamortized items (discounts, premiums, gain on refunding).

**SEAFORD UNION FREE SCHOOL DISTRICT  
MANAGEMENT'S DISCUSSION AND ANALYSIS  
FOR THE FISCAL YEAR ENDED JUNE 30, 2019**

The restricted net position in the amount of \$10,838,600 consists of the District's reserves: employee benefit accrued liability, retirement contribution, capital, workers' compensation, and repair as well as the net position of the debt service fund. This amount increased \$2,277,116 or 26.60% from the prior year.

The unrestricted deficit in the amount of \$109,055,120 relates to the balance of the District's net position. This number does not include the District's reserves, which are classified as restricted net position. Additionally, in accordance with state guidelines, the District is only permitted to fund other post-employment benefits (OPEB) on a "pay as you go" basis, and is not permitted to accumulate funds for the total OPEB obligation. This deficit increased by \$3,459,427 or 3.28% from the prior year.

Overall, net position deficit decreased by \$104,541.

**B) Changes in Net Position:**

The results of operations as a whole are reported in the Statement of Activities. A summary of this statement for the years ended June 30, 2019 and 2018 is as follows:

Table A-4: Change in Net Position from Operating Results  
Governmental Activities Only

	Fiscal Year 2019	Fiscal Year 2018	Increase (Decrease)	Percentage Change
<b>Revenues</b>				
<b>Program Revenues</b>				
Charges for services	\$1,949,683	\$1,971,719	(\$22,036)	-1.12%
Operating grants	1,036,190	1,036,150	40	0.00%
<b>General Revenues</b>				
Real property taxes & other tax items	52,400,234	51,162,228	1,238,006	2.42%
State sources	13,164,503	12,617,145	547,358	4.34%
Use of money & property	218,391	193,791	24,600	12.69%
Other	282,901	235,838	47,063	19.96%
<b>Total Revenues</b>	<b>69,051,902</b>	<b>67,216,871</b>	<b>1,835,031</b>	<b>2.73%</b>
<b>Expenses</b>				
General support	\$7,649,680	\$8,468,632	(\$818,952)	-9.67%
Instruction	57,072,669	57,923,646	(850,977)	-1.47%
Pupil transportation	2,958,908	2,927,341	31,567	1.08%
Community service	24,796	25,103	(307)	-1.22%
Debt service - interest	651,177	535,536	115,641	21.59%
Food service program	590,131	591,607	(1,476)	-0.25%
<b>Total Expenses</b>	<b>68,947,361</b>	<b>70,471,865</b>	<b>(1,524,504)</b>	<b>-2.16%</b>
<b>Increase (Decrease) in Net Position</b>	<b>\$104,541</b>	<b>(\$3,254,994)</b>	<b>\$3,359,535</b>	<b>-103.21%</b>

**SEAFORD UNION FREE SCHOOL DISTRICT  
MANAGEMENT'S DISCUSSION AND ANALYSIS  
FOR THE FISCAL YEAR ENDED JUNE 30, 2019**

The District's fiscal year 2019 revenues totaled \$69,051,902. (See Table A-4). Property taxes and other tax items and state sources accounted for most of the District's revenue by contributing 75.89% and 19.06%, respectively of total revenue. (See Table A-5). The remainder came from fees charged for services, operating grants, use of money and property, and other miscellaneous sources. Total revenues increased by \$1,835,031 or 2.73%. This was primarily attributable to an increase in real property taxes and state sources.

The total cost of all programs and services totaled \$68,947,361 for fiscal year 2019. These expenses are primarily related to instruction, which account for 82.78% of District expenses. The District's general support activities accounted for 11.09% of total costs. Total expenses decreased by \$1,524,504 or 2.16%. This was primarily attributable to decreased expenses in general support and instruction.

The users of the of the District's programs financed \$1,949,683 of the cost. The federal and state governments subsidized certain programs with operating grants and contributions of \$1,036,190, which represents a combined 1.12% decrease from the prior year. Most of the District's net costs of \$65,961,488 were financed by District taxpayers, and state sources.

**SEAFORD UNION FREE SCHOOL DISTRICT  
MANAGEMENT'S DISCUSSION AND ANALYSIS  
FOR THE FISCAL YEAR ENDED JUNE 30, 2019**

Table A-5: Revenues for Fiscal Year 2019 (See Table A-4)

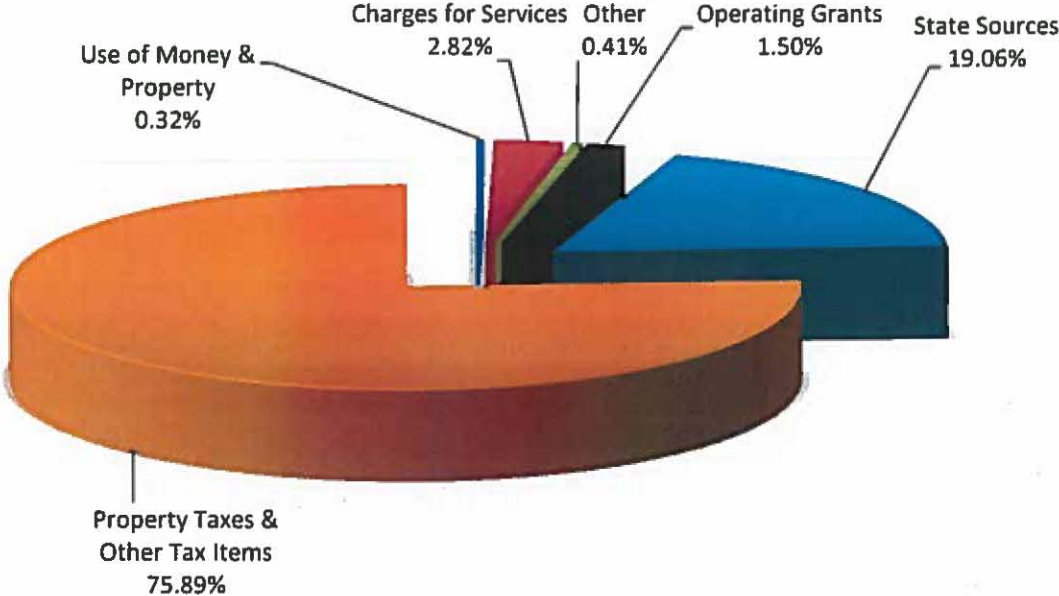
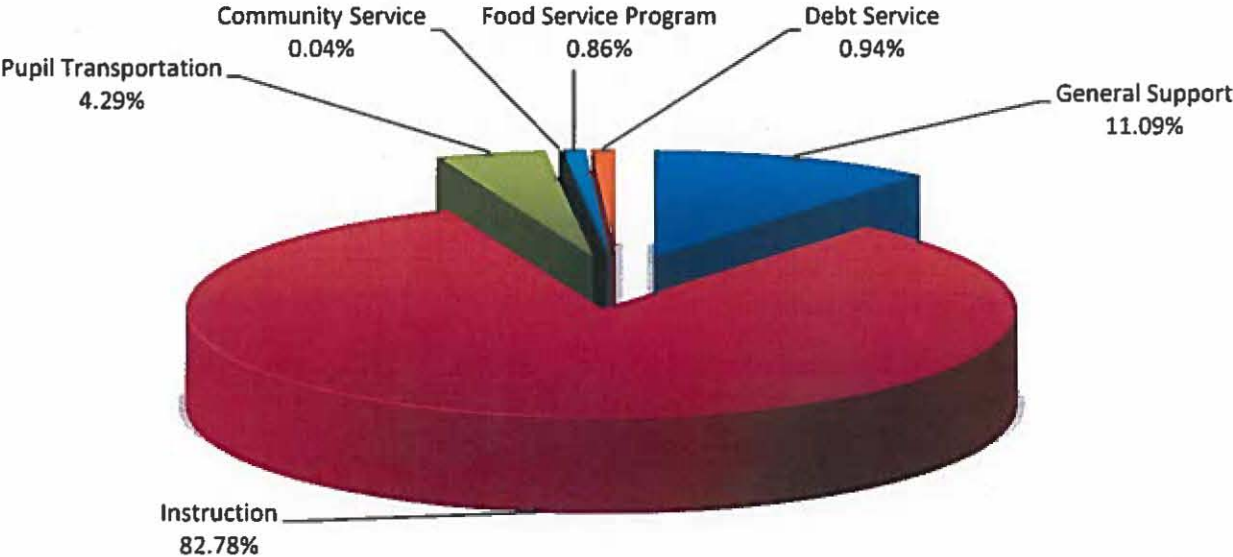


Table A-6: Expenses for Fiscal Year 2019 (See Tables A-4 and A-7)



**SEAFORD UNION FREE SCHOOL DISTRICT  
MANAGEMENT'S DISCUSSION AND ANALYSIS  
FOR THE FISCAL YEAR ENDED JUNE 30, 2019**

**4. FINANCIAL ANALYSIS OF THE DISTRICT'S FUNDS**

Variances between years for the governmental fund financial statements are not the same as variances between years for the District-Wide Financial Statements. The District's governmental funds are presented on the **current financial resources measurement focus** and the **modified accrual basis of accounting**. Based on this presentation, governmental funds do not include long-term debt liabilities for the funds' projects and capital assets purchased by the funds. Governmental funds will include the proceeds received from the issuance of debt, the current payments for capital assets, and the current payments for debt.

As of June 30, 2019, the District's combined governmental funds reported a total fund balance of \$18,303,834 which is an increase of \$1,855,012 over the prior year.

**SEAFORD UNION FREE SCHOOL DISTRICT  
MANAGEMENT'S DISCUSSION AND ANALYSIS  
FOR THE FISCAL YEAR ENDED JUNE 30, 2019**

A summary of the change in fund balance for all funds is as follows:

	2019	2018	Increase (Decrease)	Total Percentage Change
<b>General Fund</b>				
Restricted for employee benefit accrued liability	\$3,735,856	\$3,693,382	\$42,474	1.15%
Restricted for retirement contribution				
Employees' retirement system	1,905,782	1,884,116	21,666	1.15%
Teachers' retirement system	400,000		400,000	N/A
Restricted for capital	3,100,000	1,500,000	1,600,000	106.67%
Restricted for workers' compensation	1,196,920	1,008,298	188,622	18.71%
Restricted for repairs	95,096	71,177	23,919	33.60%
Assigned - designated for subsequent year's expenditures	650,000	650,000	-	0.00%
Assigned - general support	229,964	34,058	195,906	575.21%
Assigned - instruction	17,393	3,496	13,897	397.51%
Unassigned- reserve for tax reduction	3,625,427	4,316,187	(690,760)	-16.00%
Unassigned-other	2,826,278	2,737,456	88,822	3.24%
Total Fund Balance- General Fund	<u>\$17,782,716</u>	<u>\$15,898,170</u>	<u>\$1,884,546</u>	11.85%
<b>School Lunch Fund</b>				
Nonspendable - inventory	\$8,504	\$10,061	(\$1,557)	-15.48%
Assigned	163,643	128,016	35,627	27.83%
Total Fund Balance- School Lunch Fund	<u>\$172,147</u>	<u>\$138,077</u>	<u>\$34,070</u>	24.67%
<b>Capital Projects Fund</b>				
Restricted - Unspent proceeds	\$10,200	\$10,200	\$ -	0.00%
Unassigned	(66,175)	(2,136)	(64,039)	2998.08%
Total Fund Balance - Capital Projects Fund	<u>(\$55,975)</u>	<u>\$8,064</u>	<u>(\$64,039)</u>	-794.13%
<b>Debt Service Fund</b>				
Restricted for debt service	\$404,946	\$404,511	\$435	0.11%
Total Fund Balance - Debt Service Fund	<u>\$404,946</u>	<u>\$404,511</u>	<u>\$435</u>	0.11%
 Total Fund Balance - All Funds	 <u>\$18,303,834</u>	 <u>\$16,448,822</u>	 <u>\$1,855,012</u>	 11.28%

The District can attribute changes to fund balances and reserves primarily due to operating results, use of restricted fund balances to support appropriations, Board approved transfers, and allocation of interest and earnings.

**A) General Fund**

The net change in the general fund – fund balance is an increase of \$1,884,546 as a result of revenues and other financing sources of \$67,586,878 exceeding expenditures and other financing uses of \$65,702,332. Revenues and other financing sources increased \$1,803,420 or 2.74% compared to the prior year, due to the increases in property taxes and other tax items, state aid, use of money and property, and miscellaneous offset by decreases in charges for services and federal sources.

**SEAFORD UNION FREE SCHOOL DISTRICT  
MANAGEMENT'S DISCUSSION AND ANALYSIS  
FOR THE FISCAL YEAR ENDED JUNE 30, 2019**

Expenditures and other uses increased \$1,141,161 or 1.77% compared to the prior year. This was primarily due to increases in instruction, pupil transportation, community services, employee benefits, and debt service interest offset by a decrease in general support.

**B) School Lunch Fund**

The net change in the school lunch fund – fund balance is an increase of \$34,070. This increase is due to an excess of revenues over expenditures due to a current year operating surplus.

**C) Capital Projects Fund**

The net change in the capital projects fund – fund balance is a decrease of \$64,039. This decrease was due to expenditures exceeding other financing sources. The capital projects fund received \$650,000 in general fund budgetary appropriation transfers and spent \$714,039 on capital projects.

**D) Debt Service Fund**

The net change in the debt service fund – fund balance is an increase of \$435. This is due to interest income.

**5. GENERAL FUND BUDGETARY HIGHLIGHTS**

**A) 2018-19 Budget:**

The District's general fund budget for the year ended June 30, 2019 was \$68,436,438. This amount was increased by encumbrances carried forward from the prior year in the amount of \$37,554 and budget revisions of \$57,147 which resulted in a final budget of \$68,531,139. The majority of the funding was property taxes and other real property tax items of \$52,293,180.

**B) Change in the General Fund Unassigned Fund Balance (Budget to Actual):**

The general fund's unassigned fund balance is a component of total fund balance that is the residual of prior years' excess revenues over expenditures, net of transfers to reserves and assignments to fund subsequent years' budgets. It is this balance that is commonly referred to as "fund balance". The change in this balance demonstrated through a comparison of the actual revenues and expenditures for the year compared to budget are as follows:



**SEAFORD UNION FREE SCHOOL DISTRICT  
MANAGEMENT'S DISCUSSION AND ANALYSIS  
FOR THE FISCAL YEAR ENDED JUNE 30, 2019**

Opening Unassigned Fund Balance- Other	\$2,737,456
Revenues over Budget	493,293
Expenditures and Encumbrances Under Budget	2,581,450
Transfers to Reserves	(2,252,027)
Use of Reserve	51,900
Interest Allocated to Reserves	(135,794)
Appropriated for June 30, 2020 Budget	<u>(650,000)</u>
Closing, Unassigned Fund Balance- Other	<u><u>\$2,826,278</u></u>

The opening unassigned fund balance- other of \$2,737,456 is the June 30, 2018 unassigned fund balance- other.

The revenues over budget of \$493,293 were primarily related to the use of money and property and BOCES aid.

The expenditures and encumbrances under budget of \$2,581,450 were primarily in pupil transportation, pupil services, instructional media, programs for children with handicapping conditions, central services and employee benefits. (see Supplemental Schedule #1 for detail).

The transfers to reserves of \$2,252,027 consists of funding the retirement contribution reserve in the amount of \$400,000; funding the workers' compensation reserve in the amount of \$177,027; funding the repair reserve in the amount of \$75,000 and funding the new capital reserve in the amount of \$1,600,000.

The District used the repair reserve in the amount of \$51,900 for District repairs.

Interest earnings of \$135,794 were allocated to the reserves.

The appropriated fund balance for June 30, 2020 budget of \$650,000 represents the amount the District has assigned to partially fund its 2019-20 budget.

The closing unassigned fund balance- other represents the fund balance retained by the District that is not restricted or assigned for subsequent year's taxes. This amount is limited to 4% of the 2019-2020 budget.

**SEAFORD UNION FREE SCHOOL DISTRICT  
MANAGEMENT'S DISCUSSION AND ANALYSIS  
FOR THE FISCAL YEAR ENDED JUNE 30, 2019**

**6. CAPITAL ASSET AND DEBT ADMINISTRATION**

**A) Capital Assets:**

The District paid for equipment and various building additions and renovations during the fiscal year 2019. A summary of the District's capital assets net of depreciation is as follows:

Table A-8: Capital Assets (Net of Depreciation)

Category	Fiscal Year 2019	Fiscal Year 2018	Increase (Decrease)	% Change
Land	\$ 1,517,000	\$ 1,517,000	\$ -	0.00%
Construction in progress	714,038	1,502,064	(788,026)	-52.46%
Buildings & building improvements	43,940,423	42,923,819	1,016,604	2.37%
Land improvements	3,702,223	3,216,762	485,461	15.09%
Furniture & equipment	6,298,906	5,013,253	1,285,653	25.65%
Vehicles	173,396	124,640	48,756	39.12%
Subtotal	<u>56,345,986</u>	<u>54,297,538</u>	<u>2,048,448</u>	<u>3.77%</u>
Less: Accumulated depreciated	<u>31,357,811</u>	<u>29,464,703</u>	<u>1,893,108</u>	<u>6.43%</u>
Total Net Capital Assets	<u>\$ 24,988,175</u>	<u>\$ 24,832,835</u>	<u>\$ 155,340</u>	<u>0.63%</u>

The District spent \$714,039 in the capital projects fund and \$1,554,073 in the general fund on furniture and equipment and vehicle purchases during the year. Depreciation expense and loss on disposal was \$2,112,772.

**B) Long-Term Debt:**

At June 30, 2019, the District had total bonds payable of \$14,720,000 and energy performance debt payable of \$1,322,380. The decrease in outstanding serial bond debt represents principal payments, as well as the reduction in outstanding principal due to the bond refunding. The decrease in energy performance debt payable represents principal payments. A summary of outstanding debt at June 30, 2019 and 2018 is as follows:

	2019	2018	Increase (Decrease)
Serial bonds payable	\$14,720,000	\$15,590,000	(\$870,000)
Energy performance debt payable	1,322,380	1,557,902	(235,522)
Total	<u>\$16,042,380</u>	<u>\$17,147,902</u>	<u>(\$1,105,522)</u>

Refer to Note 11 for further detail on long-term debt disclosures.

**SEAFORD UNION FREE SCHOOL DISTRICT  
MANAGEMENT'S DISCUSSION AND ANALYSIS  
FOR THE FISCAL YEAR ENDED JUNE 30, 2019**

**7. FACTORS BEARING ON THE DISTRICT'S FUTURE**

- A) The 2019-20 budget is negatively impacted by certain trends impacting school districts. These include the 2% property tax levy limit, unfunded state mandates and increases in health insurance costs.
- B) The general fund budget for the 2019-2020 school year in the amount of \$70,656,949 was approved by the voters. This is an increase of \$2,220,511 or 3.24% over the previous year's budget. The increase was primarily due to increases in personnel costs, transportation and employee benefits.
- C) On September 5, 2019, the District issued tax anticipation notes in the amount of \$5,000,000 maturing on June 25, 2020, with a net interest rate of 1.29%.

**8. CONTACTING THE DISTRICT'S FINANCIAL MANAGEMENT**

This financial report is designed to provide citizens, taxpayers, customers, and investors and creditors with a general overview of the finances of the District and to demonstrate our accountability with the money we receive. If you have any questions about this report or need additional financial information, contact:

Seaford Union Free School District  
Ms. Marie Donnelly  
Assistant Superintendent for Business and Operations  
1600 Washington Avenue  
Seaford, New York 11783  
(516) 592-4004

**SEAFORD UNION FREE SCHOOL DISTRICT**  
**STATEMENT OF NET POSITION**  
**JUNE 30, 2019**

<b>ASSETS</b>	
Current assets	
Cash	
Unrestricted	\$8,567,257
Restricted	10,610,688
Receivables	
State and federal aid	996,956
Due from other governments	1,912,627
Due from fiduciary funds	7,306
Taxes receivable	1,088,909
Accounts receivable	10,049
Inventories	8,504
Non-current assets	
Capital assets	
Not being depreciated	2,231,038
Being depreciated, net of accumulated depreciation	22,757,137
Net pension asset-proportionate share - teachers' retirement system	3,105,973
<b>TOTAL ASSETS</b>	<u>51,296,444</u>
<b>DEFERRED OUTFLOW OF RESOURCES</b>	
Pensions	17,476,594
Other post-employment benefits obligation	81,986
<b>TOTAL DEFERRED OUTFLOWS OF RESOURCES</b>	<u>17,558,580</u>
<b>TOTAL ASSETS AND DEFERRED OUTFLOW OF RESOURCES</b>	<u>68,855,024</u>
<b>LIABILITIES</b>	
Payables	
Accounts payable	\$558,123
Accrued liabilities	774,542
Accrued interest payable	310,450
Due to other governments	3,191
Compensated absences payable	157,896
Due to teachers' retirement system	3,144,692
Due to employees' retirement system	230,920
Due to fiduciary funds	1,000
Unearned credits	
Collections in advance	28,098
Long-term liabilities	
Due and payable within one year	
Bonds payable	895,000
Energy performance debt payable	244,684
Compensated absences payable	220,984
Claims payable	268,838
Due and payable after one year	
Bonds payable	13,825,000
Energy performance debt payable	1,077,696
Compensated absences payable	4,654,754
Claims payable	1,421,288
Total other post-employment benefits obligation	115,893,688
Net pension liability - proportionate share - employees' retirement system	1,484,402
<b>TOTAL LIABILITIES</b>	<u>145,195,246</u>
<b>DEFERRED INFLOWS OF RESOURCES</b>	
Gain on defeasance	298,886
Pensions	4,594,445
Other post-employment benefits obligation	8,325,858
<b>TOTAL DEFERRED INFLOWS OF RESOURCES</b>	<u>13,219,189</u>
<b>NET POSITION</b>	
Net investment in capital assets	<u>8,657,109</u>
Restricted	
Employee benefit accrued liability	3,735,856
Retirement contribution	2,305,782
Capital	3,100,000
Workers' compensation	1,196,920
Repair	95,096
Debt service	404,946
	<u>10,838,600</u>
Unrestricted (Deficit)	<u>(109,055,120)</u>
<b>TOTAL NET POSITION (DEFICIT)</b>	<u>(\$89,559,411)</u>

**SEAFORD UNION FREE SCHOOL DISTRICT  
STATEMENT OF ACTIVITIES  
FOR THE FISCAL YEAR ENDED JUNE 30, 2019**

FUNCTIONS / PROGRAMS	Expenses	Program Revenues		Net (Expense) Revenue and Changes in Net Position
		Charges for Services	Operating Grants	
General support	(\$7,649,680)			(\$7,649,680)
Instruction	(57,072,669)	\$1,448,787	\$761,774	(54,862,108)
Pupil transportation	(2,958,908)		85,688	(2,873,220)
Community services	(24,796)			(24,796)
Debt service- interest	(651,177)			(651,177)
Food service program	(590,131)	500,896	188,728	99,493
<b>TOTAL FUNCTIONS AND PROGRAMS</b>	<b>(\$68,947,361)</b>	<b>\$1,949,683</b>	<b>\$1,036,190</b>	<b>(65,961,488)</b>
 <b>GENERAL REVENUES</b>				
Real property taxes				44,786,876
Other tax items - including STAR reimbursement				7,613,358
Use of money & property				218,391
Miscellaneous				253,090
State sources				13,164,503
Medicaid reimbursement				29,811
<b>TOTAL GENERAL REVENUES</b>				<b>66,066,029</b>
 <b>CHANGE IN NET POSITION</b>				 <b>104,541</b>
 <b>TOTAL NET POSITION - BEGINNING OF YEAR</b>				 <b>(89,663,952)</b>
 <b>TOTAL NET POSITION - END OF YEAR</b>				 <b>(\$89,559,411)</b>

**SEAFORD UNION FREE SCHOOL DISTRICT**  
**BALANCE SHEET - GOVERNMENTAL FUNDS**  
**JUNE 30, 2019**

	General	Special Aid	School Lunch	Capital Projects	Debt Service	Total Governmental Funds
<b>ASSETS</b>						
<b>Cash</b>						
Unrestricted	\$8,145,747	\$2,087	\$247,486	\$171,937		\$8,567,257
Restricted	10,433,654			10,200	\$166,834	10,610,688
<b>Receivables</b>						
State and federal aid	409,594	\$574,901	12,461			996,956
Taxes receivable	1,088,909					1,088,909
Accounts receivable	10,049					10,049
Due from other governments	1,912,627					1,912,627
Due from other funds	866,124	233,424	38,106		238,112	1,375,766
Inventory			8,504			8,504
<b>TOTAL ASSETS</b>	<b>\$22,866,704</b>	<b>\$810,412</b>	<b>\$306,557</b>	<b>\$182,137</b>	<b>\$404,946</b>	<b>\$24,570,756</b>
<b>LIABILITIES AND FUND BALANCES</b>						
<b>Payables</b>						
Accounts payable	\$497,059	\$17,971	\$43,093			\$558,123
Accrued liabilities	774,542					774,542
Due to other governments	2,013		1,178			3,191
Due to other funds	272,530	786,322	72,496	\$238,112		1,369,460
Due to teachers' retirement system	3,144,692					3,144,692
Due to employees' retirement system	230,920					230,920
Compensated absences	157,896					157,896
<b>Unearned credits</b>						
Collections in advance	4,336	6,119	17,643			28,098
<b>TOTAL LIABILITIES</b>	<b>5,083,988</b>	<b>810,412</b>	<b>134,410</b>	<b>238,112</b>	<b>-</b>	<b>6,266,922</b>
<b>FUND BALANCES</b>						
Non spendable: Inventory			8,504			8,504
<b>Restricted</b>						
Employee benefit accrued liability	3,735,856					3,735,856
<b>Retirement contribution</b>						
Employees' retirement system	1,905,782					1,905,782
Teachers' retirement system	400,000					400,000
<b>Capital</b>						
Workers' compensation	1,196,920					1,196,920
Repair	95,096					95,096
Debt service					\$404,946	404,946
Unspent energy performance proceeds				10,200		10,200
<b>Assigned</b>						
Appropriated fund balance	650,000					650,000
Unappropriated fund balance	247,357		163,643			411,000
<b>Unassigned:</b>						
Reserve for tax reduction	3,625,427					3,625,427
Other	2,826,278			(66,175)		2,760,103
<b>TOTAL FUND BALANCES</b>	<b>17,782,716</b>	<b>-</b>	<b>172,147</b>	<b>(55,975)</b>	<b>404,946</b>	<b>18,303,834</b>
<b>TOTAL LIABILITIES AND FUND BALANCES</b>	<b>\$22,866,704</b>	<b>\$810,412</b>	<b>\$306,557</b>	<b>\$182,137</b>	<b>\$404,946</b>	<b>\$24,570,756</b>

**SEAFORD UNION FREE SCHOOL DISTRICT  
RECONCILIATION OF GOVERNMENTAL FUNDS  
BALANCE SHEET TO STATEMENT OF NET POSITION  
JUNE 30, 2019**

Total Governmental Fund Balances \$18,303,834

Amounts reported for governmental activities in the Statement of Net Position are different because:

The cost of building and acquiring capital assets (land, buildings, equipment) financed from the governmental funds are reported as expenditures in the year they are incurred, and the assets do not appear on the balance sheet. However, the Statement of Net Position include those capital assets among the assets of the district as a whole, and their original costs are expensed annually over their useful lives.

Original cost of capital assets	\$56,345,986	
Accumulated depreciation	<u>(31,357,811)</u>	24,988,175

Certain disbursements previously expended in the governmental funds relating to pensions are treated as long term assets and increase net position. The net pension asset- proportionate share at year-end for TRS was: 3,105,973

Deferred inflows of resources - The Statement of Net Position recognized revenues and expenditures under the full accrual method. Governmental funds recognize revenues and expenditures under the modified accrual method. These amounts will be amortized in future years.

Deferred inflows related to pensions		(4,594,445)
Deferred inflows related to total OPEB liability		(8,325,858)

Deferred amounts on refunding- The Statement of Net Position will amortize certain long-term debt credits received over the life of the bond. Governmental funds record the long-term credits as revenue. (298,886)

Deferred outflows of resources - The Statement of Net Position recognizes expenditures incurred under the full accrual method. Governmental funds recognize expenditures under the modified accrual method. Deferred outflows that will be recognized as expenditures in future periods amounted to

Deferred outflows related to pensions		17,476,594
Deferred outflows related to total OPEB liability		81,986

Payables that are associated with long term liabilities that are not payable in the current period are not reported as liabilities in the funds. Additional payables relating to long-term liabilities at year end consisted of accrued interest payable: (310,450)

Long-term liabilities are not due and payable in the current period and therefore not reported as liabilities in the funds. Long-term liabilities at year-end consisted of:

Bonds payable	(\$14,720,000)	
Energy performance debt payable	(1,322,380)	
Compensated absences payable	(4,875,738)	
Claims payable	(1,690,126)	
Total other post-employment benefits obligation	(115,893,688)	
Net pension liability - proportionate share- ERS	<u>(1,484,402)</u>	<u>(139,986,334)</u>

Total Net Position

(\$89,559,411)

**SEAFORD UNION FREE SCHOOL DISTRICT**  
**STATEMENT OF REVENUES, EXPENDITURES AND CHANGE IN FUND BALANCES**  
**FOR THE FISCAL YEAR ENDED JUNE 30, 2019**

	General	Special Aid	School Lunch	Capital Projects	Debt Service	Total Governmental Funds
<b>REVENUES</b>						
Real property taxes	\$44,786,876					\$44,786,876
Other tax items - including STAR reimbursement	7,613,358					7,613,358
Charges for services	1,448,787					1,448,787
Use of money and property	217,957				\$434	218,391
Miscellaneous	253,090					253,090
State sources	13,164,503	\$239,748	\$8,345			13,412,596
Federal sources	29,811	607,714	137,715			775,240
Surplus food			42,668			42,668
Sales - school lunch			500,896			500,896
<b>TOTAL REVENUES</b>	<u>67,514,382</u>	<u>847,462</u>	<u>689,624</u>	<u>-</u>	<u>434</u>	<u>69,051,902</u>
<b>EXPENDITURES</b>						
General support	5,626,688					5,626,688
Instruction	39,579,358	805,812				40,385,170
Pupil transportation	2,807,183	85,688				2,892,871
Community service	16,412					16,412
Employee benefits	15,166,578					15,166,578
Debt service- principal					1,105,522	1,105,522
Debt service - interest	107,708				591,771	699,479
Cost of sales			590,131			590,131
Capital outlay				\$714,039		714,039
<b>TOTAL EXPENDITURES</b>	<u>63,303,927</u>	<u>891,500</u>	<u>590,131</u>	<u>714,039</u>	<u>1,697,293</u>	<u>67,196,890</u>
<b>EXCESS (DEFICIENCY) OF REVENUES OVER EXPENDITURES</b>	<u>4,210,455</u>	<u>(44,038)</u>	<u>99,493</u>	<u>(714,039)</u>	<u>(1,696,859)</u>	<u>1,855,012</u>
<b>OTHER FINANCING SOURCES AND (USES)</b>						
Operating transfers in	72,496	44,038	7,073	650,000	1,697,294	2,470,901
Operating transfers (out)	(2,398,405)		(72,496)			(2,470,901)
<b>TOTAL OTHER FINANCING SOURCES AND (USES)</b>	<u>(2,325,909)</u>	<u>44,038</u>	<u>(65,423)</u>	<u>650,000</u>	<u>1,697,294</u>	<u>-</u>
<b>NET CHANGE IN FUND BALANCES</b>	1,884,546	-	34,070	(64,039)	435	1,855,012
<b>FUND BALANCES - BEGINNING OF YEAR</b>	<u>15,898,170</u>	<u>-</u>	<u>138,077</u>	<u>8,064</u>	<u>404,511</u>	<u>16,448,822</u>
<b>FUND BALANCES - END OF YEAR</b>	<u>\$17,782,716</u>	<u>\$ -</u>	<u>\$172,147</u>	<u>(\$55,975)</u>	<u>\$404,946</u>	<u>\$18,303,834</u>



**SEAFORD UNION FREE SCHOOL DISTRICT**  
**RECONCILIATION OF GOVERNMENTAL FUND REVENUES, EXPENDITURES AND**  
**CHANGES IN FUND BALANCES TO THE STATEMENT OF ACTIVITIES**  
**FOR THE FISCAL YEAR ENDED JUNE 30, 2019**

Net Change in Fund Balances \$1,855,012

Amounts reported for governmental activities in the Statement of Activities are different because:

**Long-Term Revenue and Expense Differences**

In the Statement of Activities, compensated absences are measured by the amounts earned or incurred during the year. In the governmental funds, expenditures for these items are measured by the amount of financial resources used. Compensated absences payable for the year ended June 30, 2019 changed by (132,103)

Claims payable in the Statement of Activities differs from the amounts reported in the governmental funds because the expense is recorded as an expenditure in the funds when it is due. In the Statement of Activities, the payable is recognized as it accrues regardless of when it is due. Claims payable for the year ended June 30, 2019 changed by (185,389)

Changes in the proportionate share of net pension asset/liability, and total other post employment benefits obligation and related deferred inflows and outflows reported in the Statement of Activities do not provide for or require use of current financial resources and therefore are not reported as revenues or expenditures in the governmental funds.

Teachers' retirement system	\$575,734	
Employees' retirement system	(109,209)	
Other post-employment benefits	(3,208,668)	(2,742,143)

**Capital Related Items**

Capital outlays to purchase or build capital assets are reported in governmental funds as expenditures. However, for governmental activities, those costs are capitalized and shown in the Statement of Net Position and allocated over their useful lives as annual depreciation expense in the Statement of Activities.

Capital outlays	\$2,268,112	
Depreciation expense and loss on disposal	(2,112,772)	155,340

**Long-Term Debt Transactions**

Repayment of bond principal is an expenditure in the governmental funds, but it reduces long-term liabilities in the Statement of Net Position and does not affect the Statement of Activities. 870,000

Repayment of energy performance debt principal is an expenditure in the governmental funds, but it reduces long-term liabilities in the Statement of Net Position and does not affect the Statement of Activities. 235,522

Defeasance gain on advance refunding - The Statement of Activities recognizes expenses over the life of the bond. Governmental funds recognize the defeasance gain in the year of issue. The amount of the gain amortized for the fiscal year ended June 30, 2019 was 25,990

Interest on long-term debt in the Statement of Activities differs from the amounts reported in the governmental funds because interest is recorded as an expenditure in the funds when it is due, and this requires the use of current financial resources. In the Statement of Activities, interest expense is recognized as the interest accrues regardless of when it is due. Accrued interest from June 30, 2018 to June 30, 2019 changed by 22,312

Change in Net Position \$104,541

**SEAFORD UNION FREE SCHOOL DISTRICT  
STATEMENT OF FIDUCIARY NET POSITION  
FIDUCIARY FUNDS  
JUNE 30, 2019**

	<u>Private Purpose Trust Funds</u>	<u>Agency Funds</u>
<b>ASSETS</b>		
Cash- Restricted	\$49,281	\$262,634
Due from other funds		1,000
<b>TOTAL ASSETS</b>	<u>\$49,281</u>	<u>\$263,634</u>
<b>LIABILITIES</b>		
Due to other funds		\$7,306
Extraclassroom		94,886
Other liabilities		161,442
<b>TOTAL LIABILITIES</b>	<u>\$ -</u>	<u>\$263,634</u>
<b>NET POSITION</b>		
Restricted for scholarships	49,281	
<b>TOTAL NET POSITION</b>	<u>49,281</u>	
<b>TOTAL LIABILITIES AND NET POSITION</b>	<u>\$49,281</u>	

**SEAFORD UNION FREE SCHOOL DISTRICT  
STATEMENT OF CHANGES IN FIDUCIARY NET POSITION  
FIDUCIARY FUNDS  
FOR THE FISCAL YEAR ENDED JUNE 30, 2019**

	<u>Private Purpose Trust Funds</u>
<b>ADDITIONS</b>	
Gifts and contributions	\$22,015
Interest and earnings	61
<b>TOTAL ADDITIONS</b>	<u>22,076</u>
<b>DEDUCTIONS</b>	
Scholarships and awards	23,240
<b>TOTAL DEDUCTIONS</b>	<u>23,240</u>
<b>CHANGE IN NET POSITION</b>	(1,164)
<b>NET POSITION - BEGINNING OF YEAR</b>	<u>50,445</u>
<b>NET POSITION - END OF YEAR</b>	<u><u>\$49,281</u></u>

**SEAFORD UNION FREE SCHOOL DISTRICT  
NOTES TO FINANCIAL STATEMENTS  
FOR THE FISCAL YEAR ENDED JUNE 30, 2019**

**NOTE 1 – SUMMARY OF CERTAIN SIGNIFICANT ACCOUNTING POLICIES:**

The financial statements of Seaford Union Free School District (the “District”) have been prepared in conformity with generally accepted accounting principles (GAAP) as applied to governmental units. Those principles are prescribed by the Governmental Accounting Standards Board (GASB), which is the accepted standard-setting body for establishing governmental accounting and financial reporting principles.

Certain significant accounting principles and policies utilized by the District are described below:

**A) Reporting entity:**

The District is governed by the laws of New York State. The District is an independent entity governed by an elected Board of Education consisting of five (5) members. The President of the Board serves as the chief fiscal officer and the Superintendent is the chief executive officer. The Board is responsible for, and controls all activities related to public school education within the District. Board members have authority to make decisions, power to appoint management, and primary accountability for all fiscal matters.

The reporting entity of the District is based upon criteria set forth by GASB Statement No. 14, *The Financial Reporting Entity*, as amended by GASB Statement No. 39, *Determining Whether Certain Organizations are Component Units* and GASB Statement No. 61, *The Financial Reporting Entity: Omnibus-An Amendment of GASB Statements No. 14 and No. 34*. The financial reporting entity consists of the primary government, organizations for which the primary government is financially accountable, and other organizations for which the nature and significance of their relationship with the primary government are such that exclusion would cause the reporting entity’s financial statements to be misleading or incomplete.

The accompanying financial statements present the activities of the District and its component unit and other organizational entities determined to be includable in the District’s financial reporting entity. The District is not a component unit of another reporting entity. The decision to include a potential component unit in the District’s reporting entity is based on several criteria including legal standing, fiscal dependency, and financial accountability. Based on the application of these criteria, the following is a brief description of an entity that is included in the District’s reporting entity.

**Extraclassroom Activity Funds**

The Extraclassroom Activity Funds of the District represent funds of the students of the District. The Board of Education exercises general oversight of these funds. The Extraclassroom Activity Funds are independent of the District with respect to its financial transactions and the designation of student management. Separate audited financial statements (cash basis) of the Extraclassroom Activity Funds can be found at the District’s business office. The District reports these assets held by its agent for the Extraclassroom organizations in the Statement of Fiduciary Net Position – Fiduciary Fund. Separate

**SEAFORD UNION FREE SCHOOL DISTRICT  
NOTES TO FINANCIAL STATEMENTS  
FOR THE FISCAL YEAR ENDED JUNE 30, 2019**

financial statements of the Extraclassroom Activity Funds can be found at the District's business office.

**B) Joint venture:**

The District is a component district in the Nassau Board of Cooperative Educational Services (BOCES). A BOCES is a voluntary, cooperative association of school districts in a geographic area that shares planning, services, and programs, which provide educational and support activities. There is no authority or process by which a school district can terminate its status as a BOCES component.

BOCES are organized under §1950 of the New York State Education Law. A BOCES Board is considered a corporate body. Members of a BOCES Board are nominated and elected by their component member boards in accordance with provisions of §1950 of the New York State Education Law. All BOCES property is held by the BOCES Board as a corporation (§1950(6)). In addition, BOCES Boards also are considered municipal corporations to permit them to contract with other municipalities on a cooperative basis under §119-n(a) of the New York State General Municipal Law.

A BOCES' budget is comprised of separate budgets for administrative, program and capital costs. Each component district's share of administrative and capital cost is determined by resident public school district enrollment, as defined in the New York State Education Law, §1950(4)(b)(7). In addition, component districts pay tuition or a service fee for programs in which its students participate.

**C) Basis of presentation:**

**i) District-Wide Financial Statements:**

The Statement of Net Position and the Statement of Activities present financial information about the District's governmental activities. These statements include the financial activities of the overall government in its entirety, except those that are fiduciary. Eliminations have been made to minimize the double counting of internal transactions. Governmental activities generally are financed through taxes, state aid, intergovernmental revenues, and other exchange and non-exchange transactions. Operating grants include operating-specific and discretionary (either operating or capital) grants, while the capital grants column reflects capital specific grants, if applicable.

The Statement of Activities presents a comparison between program expenses and revenues for each function of the District's governmental activities. Direct expenses are those that are specifically associated with and are clearly identifiable to a particular function. Indirect expenses, principally employee benefits, are allocated to functional areas in proportion to the payroll expended for those areas. Program revenues include charges paid by the recipients of goods or services offered by the programs, and grants and contributions that are restricted to meeting the operational or capital requirements

**SEAFORD UNION FREE SCHOOL DISTRICT  
NOTES TO FINANCIAL STATEMENTS  
FOR THE FISCAL YEAR ENDED JUNE 30, 2019**

of a particular program. Revenues that are not classified as program revenues, including all taxes, are presented as general revenues.

ii) Fund Financial Statements:

The Fund Financial Statements provide information about the District's funds, including fiduciary funds. Separate statements for each fund category (governmental and fiduciary) are presented. The emphasis of Fund Financial Statements is on major governmental funds, each displayed in a separate column.

The District reports the following major governmental funds:

**General Fund:** This fund is the District's primary operating fund. It accounts for all financial transactions that are not required to be accounted for in another fund.

**Special Aid Fund:** This fund accounts for the proceeds of specific revenue sources, such as federal and state grants, that are legally restricted to expenditures for specified purposes. These legal restrictions may be imposed either by governments that provide the funds, or by outside parties.

**School Lunch Fund:** This fund is used to account for the activities of the District's food service operations.

**Capital Projects Fund:** This fund is used to account for the financial resources used for acquisition, construction, or major repair of capital facilities.

**Debt Service Fund:** This fund accounts for the accumulation of resources and the payment of principal and interest on long-term general obligation debt of governmental activities.

The District reports the following fiduciary funds:

**Fiduciary Funds:** These funds are used to account for activities in which the District acts as trustee or agent for resources that belong to others. These activities are not included in the District-Wide Financial Statements, because their resources do not belong to the District, and are not available to be used. There are two classes of fiduciary funds:

**Private purpose trust funds:** These funds are used to account for trust arrangements in which principal and income benefits annual third party awards and scholarships for students. Established criteria govern the use of the funds and members of the District or representatives of the donors may serve on committees to determine who benefits.

**Agency funds:** These funds are strictly custodial in nature and do not involve the measurement of results of operations. Assets are held by the District as agent for

**SEAFORD UNION FREE SCHOOL DISTRICT  
NOTES TO FINANCIAL STATEMENTS  
FOR THE FISCAL YEAR ENDED JUNE 30, 2019**

various student groups or extraclassroom activity funds and for payroll or employee withholding.

**D) Measurement focus and basis of accounting:**

The District-Wide Financial Statements and Fiduciary Fund Financial Statements are reported using the economic resources measurement focus and the accrual basis of accounting. Revenues are recorded when earned and expenses are recorded at the time liabilities are incurred, regardless of when the related cash transaction takes place. Non-exchange transactions, in which the District gives or receives value without directly receiving or giving equal value in exchange, include property taxes, grants and donations. On an accrual basis, revenue from property taxes is recognized in the fiscal year for which the taxes are levied. Revenue from grants and donations is recognized in the fiscal year in which all eligibility requirements have been satisfied.

The Fund Financial Statements are reported using the current financial resources measurement focus and the modified accrual basis of accounting. Under this method, revenues are recognized when measurable and available. The District considers all revenues reported in the governmental funds to be available if the revenues are collected within 180 days after the end of the fiscal year, except for real property taxes, which are considered to be available if they are collected within 60 days after the end of the fiscal year.

Expenditures are recorded when the related fund liability is incurred, except for principal and interest on general long-term debt, compensated absences, net pension liability, and other post-employment benefits obligation, which are recognized as expenditures to the extent they have matured. General capital asset acquisitions are reported as expenditures in governmental funds. Proceeds of general long-term debt and acquisitions under capital leases are reported as other financing sources.

**E) Real property taxes:**

i) Calendar:

Real property taxes are levied annually by the Board of Education no later than August 15, and become a lien on October 1 and April 1. Taxes are collected by the Town of Hempstead during the period of October 1 through November 10, and April 1 through May 10 without penalty.

ii) Enforcement:

Uncollected real property taxes are subsequently enforced by Nassau County (the "County") in which the District is located. The County pays an amount representing uncollected real property taxes transmitted to the County for enforcement to the District no later than July.

**SEAFORD UNION FREE SCHOOL DISTRICT  
NOTES TO FINANCIAL STATEMENTS  
FOR THE FISCAL YEAR ENDED JUNE 30, 2019**

**F) Restricted resources:**

When an expense is incurred for purposes for which both restricted and unrestricted net position are available, the District's policy concerning which to apply first varies with the intended use, and with associated legal requirements, many of which are described elsewhere in these Notes.

**G) Interfund transactions:**

The operations of the District include transactions between funds. These transactions may be temporary in nature, such as with interfund borrowings. The District typically loans resources between funds for the purpose of providing cash flow. These interfund receivables and payables are expected to be repaid within one year. Permanent transfers of funds include the transfer of expenditure and revenues to provide financing or other services.

In the District-Wide Financial Statements, the amounts reported on the Statement of Net Position for interfund receivables and payables represent amounts due between different fund types (governmental activities and fiduciary funds). Eliminations have been made for all interfund receivables and payables between the funds, with the exception of those due from or to the fiduciary funds.

The governmental funds report all interfund transactions as originally recorded. Interfund receivables and payables may be netted on the accompanying governmental funds balance sheet when it is the District's practice to settle these amounts at a net balance based upon the right of legal offset.

Refer to Note 9 for a detailed disclosure by individual fund for interfund receivables, payables, expenditures and revenues activity.

**H) Estimates:**

The preparation of financial statements in conformity with accounting principles generally accepted in the United States of America requires management to make estimates and assumptions that affect the reported amount of assets, deferred outflow of resources, liabilities, and deferred inflows of resources, and disclosure of contingent assets and liabilities at the date of the financial statements and the reported revenues and expenses during the reporting period. Actual results could differ from those estimates. Estimates and assumptions are made in a variety of areas, including computation of compensated absences, other post-employment benefits, potential contingent liabilities, net pension liability, and useful lives of capital assets.



**SEAFORD UNION FREE SCHOOL DISTRICT  
NOTES TO FINANCIAL STATEMENTS  
FOR THE FISCAL YEAR ENDED JUNE 30, 2019**

**I) Cash and cash equivalents:**

The District's cash and cash equivalents consist of cash on hand and demand deposits.

Certain cash balances are restricted by various legal and contractual obligations, such as legal reserves and debt agreements.

**J) Receivables:**

Receivables are shown gross, with uncollectible amounts recognized under the direct write-off method. No allowance for uncollectible accounts has been provided since it is believed that such allowance would not be material.

**K) Inventories and prepaid items:**

Inventories of food in the school lunch fund are recorded at cost on a first-in, first-out basis, or in the case of surplus food donated by the U.S. Department of Agriculture, at the Government's stated value, which approximates market. Purchases of inventorable items in other funds are recorded as expenditures at the time of purchase, and are considered immaterial in amount.

Non-spendable fund balance for these non-liquid assets has been recognized in the school lunch to signify that a portion of fund balance is not available for other subsequent expenditures.

Prepaid items represent payments made by the District for which benefits extend beyond year-end. These payments to vendors reflect costs applicable to future accounting periods and are recorded as prepaid items in both the District-Wide and Fund Financial Statements. These items are reported as assets on the Statement of Net Position or Balance Sheet using the consumption method. A current asset for the prepaid amounts is recorded at the time of purchase and an expense/expenditure is reported in the year the goods or services are consumed. The District had no prepaid items at June 30, 2019.

**L) Capital assets:**

Capital assets are reflected in the District-Wide Financial Statements. Capital assets are reported at actual cost, when the information is available, or estimated historical cost based on professional third-party information. Donated assets are reported at estimated fair market value at the time received.

All capital assets, except land and construction in progress, are depreciated on a straight line basis over their estimated useful lives. Capitalization thresholds (the dollar value above which asset acquisitions are added to the capital asset accounts), depreciation methods, and estimated useful lives of capital assets reported in the District-Wide statements are as follows:

**SEAFORD UNION FREE SCHOOL DISTRICT  
NOTES TO FINANCIAL STATEMENTS  
FOR THE FISCAL YEAR ENDED JUNE 30, 2019**

	<u>Capitalization Threshold</u>	<u>Depreciation Method</u>	<u>Estimated Useful Life</u>
Building & Building Improvements	\$500	Straight-line	30 years
Furniture & Equipment	\$500	Straight-line	10 years
Site Improvements	\$500	Straight-line	30 years
Vehicles	\$500	Straight-line	5 years

**M) Collections in advance:**

Collections in advance arise when the District receives resources before it has legal claim to them, as when grant monies are received prior to the incidence of qualifying expenditures. In subsequent periods, when both recognition criteria are met, or when the District has legal claim to the resources, the liability for collections in advance is removed and revenues are recorded. Collections in advance consist of bid retainers in the general fund, amounts received in advance for grants in the special aid fund and amounts received in advance meals that have not yet been purchased in the school lunch fund.

**N) Deferred outflows and inflows of resources:**

In addition to assets, the Statement of Net Position will sometimes report a separate section for deferred outflows of resources. This separate financial statement element represents a consumption of net position that applies to a future period and so will not be recognized as an outflow of resources (expense/expenditure) until then. The District has two items that qualify for reporting in this category. These amounts are related to pensions and the other post-employment benefits liability reported in the District-Wide Statement of Net Position, and are detailed further in Notes 13 and 15.

In addition to liabilities, the Statement of Net Position will sometimes report a separate section for deferred inflows of resources. This separate financial statement element represents an acquisition of net position that applies to a future period(s) and so will not be recognized as an inflow of resources (revenue) until that time. The first item is a deferred gain on refunding which resulted from the difference in carrying value of the refunded debt and its reacquisition price. This amount is deferred and amortized over the shorter of the life of the refunded or refunding debt. The other items are related to pensions and other post-employment benefits obligation reported in the District-Wide Statement of Net Position, and are detailed further in Notes 12, 13 and 15.

**SEAFORD UNION FREE SCHOOL DISTRICT  
NOTES TO FINANCIAL STATEMENTS  
FOR THE FISCAL YEAR ENDED JUNE 30, 2019**

**O) Vested employee benefits:**

**Compensated absences**

Compensated absences consist of unpaid accumulated annual sick leave, vacation, and sabbatical time.

Sick leave eligibility and accumulation is specified in negotiated labor contracts, and in individual employment contracts. Upon retirement, resignation or death, employees may contractually receive a payment based on unused accumulated sick leave. Certain collectively bargained agreements require these termination payments to be paid in the form of non-elective contributions into the employee's 403(b) plan.

The District employees are granted vacation in varying amounts, based primarily on length of service and service position. Some earned benefits may be forfeited if not taken within varying time periods.

Consistent with GASB Statement No. 16, *Accounting for Compensated Absences*, the liability has been calculated using the vesting method and an accrual for that liability is included in the District-Wide Financial Statements. The compensated absences liability is calculated based on the pay rates in effect at year-end.

In the Fund Financial Statements, only the amount of matured liabilities is accrued within the general fund based upon expendable and available financial resources. These amounts are expensed on a pay-as-you go basis. The liability is reported only for payments due for unused compensated absences for those employees that have obligated themselves to separate from service with the District by June 30th.

**P) Other benefits:**

District employees participate in the New York State Employees' Retirement System and the New York State Teachers' Retirement System.

District employees may choose to participate in the District's elective deferred compensation plans established under Internal Revenue Code Sections 403(b).

In addition to providing pension benefits, the District provides post-employment health insurance coverage and survivor benefits for retired employees and their survivors. Collective bargaining agreements determine if District employees are eligible for these benefits are provided through plans whose premiums are based on the benefits paid during the year. The cost of providing post-retirement benefits is shared between the District and the retired employee. The District recognizes the cost of providing health insurance by recording its share of insurance premiums as expenditures in the governmental funds as the liabilities for premiums mature (come due for payment). In the District-Wide Statements, the cost of post-employment health insurance coverage is recognized on the accrual basis of accounting in accordance with GASB Statement No. 75.

**SEAFORD UNION FREE SCHOOL DISTRICT  
NOTES TO FINANCIAL STATEMENTS  
FOR THE FISCAL YEAR ENDED JUNE 30, 2019**

**Q) Short-term debt:**

The District may issue Tax Anticipation Notes (TAN), in anticipation of the receipt of revenues. These notes are recorded as a liability of the fund that will actually receive the proceeds from the issuance of the notes. The TANs represent a liability that will be extinguished by the use of expendable, available resources of the fund.

The District may issue budget notes up to an amount not to exceed 5% of the amount of the annual budget during any fiscal year for expenditures for which there is an insufficient, or no, provision made in the annual budget. The budget note must be repaid no later than the close of second fiscal year succeeding the year in which the note was issued.

The District may issue Bond Anticipation Notes (BAN), in anticipation of proceeds from the subsequent sale of bonds. These notes are recorded as current liabilities of the funds that will actually receive the proceeds from the issuance of bonds. State law requires that BANs issued for capital purposes be converted to long-term financing within five years after the original issue dated.

**R) Accrued liabilities and long-term obligations:**

Payables, accrued liabilities and long-term obligations are reported in the District-Wide Financial Statements. In the governmental funds, payables and accrued liabilities are paid in a timely manner and in full from current financial resources. Compensated absences, net pension liability, and other post-employment benefit obligations that will be paid from governmental funds, are reported as a liability in the funds financial statements only to the extent that they are due for payment in the current year. Bonds, energy performance contract debt, and other long-term obligations that will be paid from governmental funds are recognized as a liability in the Fund Financial Statements when due.

Long-term obligations represent the District's future obligations or future economic outflows. The liabilities are reported as due in one year or due within more than one year in the Statement of Net Position.

**S) Equity classifications:**

**i) District-Wide Financial Statements:**

In the District-Wide Financial Statements there are three classes of net position:

Net investment in capital assets - consists of net capital assets (cost less accumulated depreciation) reduced by outstanding balances of related debt obligations from the acquisition, construction or improvement of those assets, net of any unexpended proceeds and including any unamortized items (discounts, premiums, gain on refunding).

**SEAFORD UNION FREE SCHOOL DISTRICT  
NOTES TO FINANCIAL STATEMENTS  
FOR THE FISCAL YEAR ENDED JUNE 30, 2019**

Restricted net position - reports net position when constraints placed on the assets are either externally imposed by creditors (such as through debt covenants), grantors, contributors, or laws or regulations of other governments, or imposed by law through constitutional provisions or enabling legislation.

Unrestricted net position - reports all other net position that do not meet the definition of the above two classifications and are deemed to be available for general use by the District.

ii) Fund Financial Statements:

There are five classifications of fund balance as detailed below; however, in the Fund Financial Statements there are four classifications of fund balance presented:

- (1) **Non-spendable fund balance** – Includes amounts that cannot be spent because they are either not in spendable form or legally or contractually required to be maintained intact. Non-spendable fund balance includes the inventory recorded in the school lunch fund of \$8,504.
- (2) **Restricted fund balance** – Includes amounts with constraints placed on the use of resources either externally imposed by creditors, grantors, contributors or laws or regulations of other governments; or imposed by law through constitutional provisions or enabling legislation.

The District has classified the following as restricted:

Employee Benefit Accrued Liability Reserve

Employee benefit accrued liability reserve (GML§6-p), must be used for the payment of accrued employee benefit due an employee upon termination of the employee's service. This reserve may be established by a majority vote of the Board, and is funded by budgetary appropriations and such other reserves and funds that may be legally appropriated. This reserve is accounted for in the general fund under restricted fund balance.

Retirement Contribution Reserve

Retirement contribution reserve (GML§6-r), must be used for financing retirement contributions to the New York State and Local Employees' Retirement System. In addition, a subfund of this reserve may also be created to allow for financing retirement contributions to the New York State Teachers' Retirement System. The reserve must be accounted for separate and apart from all other funds and a detailed report of the operation and condition of the fund must be provided to the Board. The reserve may be established by budgetary appropriations and such other funds may be legally appropriated. The Teachers' Retirement System subfund is subject to contribution limits. This reserve is accounted for in the general fund under restricted fund balance.

**SEAFORD UNION FREE SCHOOL DISTRICT  
NOTES TO FINANCIAL STATEMENTS  
FOR THE FISCAL YEAR ENDED JUNE 30, 2019**

Capital

Capital reserve (GML §3651), is used to pay the cost of any object or purpose for which bonds may be issued. The creation of a capital reserve fund requires authorization by a majority of the voters establishing the purpose of the reserve; the ultimate amount, its probable term and the source of the funds. Expenditures may be made from the reserve only for a specific purpose further authorized by the voters. The form for the required legal notice for the vote on establishing and funding the reserve and the form of the proposition to be placed on the ballot are set forth in §3651 of the Education Law. This reserve is accounted for in the general fund.

Workers' Compensation Reserve

Workers' compensation reserve (GML§6-m), must be used to pay for compensation benefits and other expenses authorized by Article 2 of the Workers' Compensation Law and for payment of expenses of administering this self-insurance program. The reserve may be established by Board action, and is funded by budgetary appropriations and such other funds as may be legally appropriated. Within sixty days after the end of any fiscal year, excess amounts may either be transferred to another reserve or the excess applied to appropriations of the next succeeding fiscal year's budget. This reserve is accounted for in the general fund under restricted fund balance.

Repair Reserve

Repair reserve (GML§6-d), is used to pay the cost of repairs to capital improvements or equipment, which repairs are of a type not recurring annually. The Board of Education without voter approval may establish a repair reserve fund by a majority vote of its members. Voter approval is required to fund this reserve (Opinion of the New York State Comptroller 81-401). Expenditures from this reserve may be made only after a public hearing has been held, except in emergency situations. If no hearing is held, the amount expended must be repaid to the reserve fund over the next two subsequent fiscal years. This reserve is accounted for in the general fund under restricted fund balance.

Debt Service

Unexpended balances of proceeds from borrowings for capital projects; interest and earnings from investing proceeds of obligations, and premium and accrued interest are recorded as amounts restricted for debt service and held until appropriated for debt payments. The restricted funds are accounted for in the debt service fund.

**SEAFORD UNION FREE SCHOOL DISTRICT  
NOTES TO FINANCIAL STATEMENTS  
FOR THE FISCAL YEAR ENDED JUNE 30, 2019**

Unspent Energy Performance Proceeds

Unspent long-term energy performance proceeds are recorded as restricted fund balance because they are subject to external constraints contained in the debt agreement. These restricted funds are accounted for in the capital projects fund.

Scholarships

Amounts restricted for scholarships are used to account for monies donated for scholarship purposes, net of earnings and awards. These restricted funds are accounted for in the private purpose fund.

- (3) **Committed fund balance** – Includes amounts that can only be used for the specific purposes pursuant to constraints imposed by formal action of the District’s highest level of decision making authority (i.e., Board of Education). The District has no committed fund balances as of June 30, 2019.
- (4) **Assigned fund balance** – Includes amounts that are subject to a purpose constraint that represents an intended use established by the District’s Board of Education. The purpose of the assignment must be narrower than the purpose of the general fund, and in funds other than the general fund, assigned fund balance represents the residual amount of fund balance. Assigned fund balance includes an amount appropriated to partially fund the subsequent year’s budget. Assigned fund balance also includes Board designations and encumbrances not classified as restricted or committed at the end of the fiscal year.
- (5) **Unassigned fund balance** – Includes the residual fund balance for the general fund and includes residual fund balance deficits of any other governmental fund that cannot be eliminated by offsetting of assigned fund balance amounts. Assignments of fund balance cannot cause a negative unassigned fund balance.

The tax reduction reserve (Ed. Law§1604-36 §1709-37) is used to allow for the gradual use of proceeds from the sale of district real property. The Board of Education may establish a tax reduction reserve by a Board of Education resolution. Expenditures from this reserve are to be appropriated annual over ten or fewer years to offset the tax levy.

Deficit Fund Balance

The capital projects fund had a deficit unassigned fund balance of \$66,175. This will be eliminated once permanent financing is issued.

NYS Real Property Tax Law 1318 limits the amount of unexpended surplus funds a school district can retain to no more than 4% of the District’s budget for the general fund for the ensuing fiscal year. Nonspendable and restricted fund balance of the general fund are excluded from the 4% limitation. Amounts appropriated for

**SEAFORD UNION FREE SCHOOL DISTRICT  
NOTES TO FINANCIAL STATEMENTS  
FOR THE FISCAL YEAR ENDED JUNE 30, 2019**

the subsequent year, the reserve for tax reduction and encumbrances included in the assigned fund balance are also excluded from the 4% limitation.

**Order of Use of Fund Balance**

In circumstances where an expenditure is incurred for a purpose for which amounts are available in multiple fund balance classifications (i.e. expenditures related to reserves) the Board will assess the current financial condition of the District and then determine the order of application of expenditures to which fund balance classification will be charged.

**T) Future changes in accounting standards:**

GASB has issued Statement No. 84, *Fiduciary Activities*, effective for the fiscal year ended June 30, 2020. It provides guidance for identifying fiduciary activities, primarily based on whether the government is controlling the assets, and the beneficiaries with whom the fiduciary relationship exists, and on how different fiduciary activities should be reported.

GASB has issued Statement No. 87, *Leases*, effective for fiscal year ended June 30, 2021. This Statement establishes a single model for lease accounting based on the idea that leases are financings of the right-to-use an underlying asset. As such, under this Statement, a lessee is required to recognize a lease liability and an intangible right-to-use lease asset, and the lessor is required to recognize a lease receivable and a deferred inflow of resources.

These are the statements that the District feels may have an impact on these financial statements and are not an all inclusive list of GASB statements issued. The District will evaluate the impact each of these pronouncements may have on its financial statements and will implement them as applicable and when material.

**NOTE 2 – EXPLANATION OF CERTAIN DIFFERENCES BETWEEN FUND FINANCIAL STATEMENTS AND DISTRICT-WIDE FINANCIAL STATEMENTS:**

Due to the differences in the measurement focus and basis of accounting used in the Fund Financial Statements and the District-Wide Financial Statements, certain financial transactions are treated differently. The basic financial statements contain a full reconciliation of these items. The differences result primarily from the economic focus of the Statement of Activities, compared with the current financial resources focus of the governmental funds.

**A) Total fund balances of governmental funds vs. net position of governmental activities:**

Total fund balances of the District's governmental funds differ from "net position" of governmental activities reported in the Statement of Net Position. The difference primarily results from the additional long-term economic focus of the Statement of Net Position versus the solely current financial resources focus of the governmental fund Balance Sheets.



**SEAFORD UNION FREE SCHOOL DISTRICT  
NOTES TO FINANCIAL STATEMENTS  
FOR THE FISCAL YEAR ENDED JUNE 30, 2019**

**B) Statement of Revenues, Expenditures and Changes in Fund Balances vs. Statement of Activities:**

Differences between the governmental funds Statement of Revenues, Expenditures and Changes in Fund Balances and the Statement of Activities fall into one of the four broad categories. The amounts shown below represent:

i) Long-term revenue and expense differences:

Long-term revenue differences arise because governmental funds report revenues only when they are considered "available", whereas the Statement of Activities reports revenues when earned. Differences in long-term expenses arise because governmental funds report on a modified accruals basis, whereas the accrual basis of accounting is used on the Statement of Activities.

ii) Capital related differences:

Capital related differences include the difference between proceeds for the sale of capital assets reported on governmental fund statements and the gain or loss on the sale of assets reported on the Statement of Activities, and the difference between recording an expenditure for the purchase of capital items in the Fund Financial Statements and depreciation expense on those items as recorded in the Statement of Activities.

iii) Long-term debt transaction differences:

Long-term debt transaction differences occur because both interest and principal payments are recorded as expenditures in the fund statements, whereas interest payments are recorded in the Statement of Activities as incurred, and principal payments are recorded as a reduction of liabilities in the Statement of Net Position.

**NOTE 3 – STEWARDSHIP, COMPLIANCE AND ACCOUNTABILITY:**

**A) Budgets:**

The District administration prepares a proposed budget for approval by the Board of Education for the following governmental funds for which legal (appropriated) budgets are adopted. The voters of the Seaford School District approved the proposed appropriation budget for the general fund. Appropriations are adopted at the program line item level.

Appropriations established by the adoption of the budget constitute a limitation on expenditures (and encumbrances) which may be incurred. Appropriations lapse at the end of the fiscal year unless expended or encumbered. Encumbrances will lapse if not expended in the subsequent year. Appropriations authorized for the current year are increased by the planned use of specific reserves, and budget amendments approved by the Board of Education as a result of selected new revenue sources not included in the original budget (when permitted by law). These supplemental appropriations may occur subject to legal restrictions, if the Board approves them because of a need that exists which was not determined at the time the budget was adopted. Supplemental appropriations, if any, that

**SEAFORD UNION FREE SCHOOL DISTRICT  
NOTES TO FINANCIAL STATEMENTS  
FOR THE FISCAL YEAR ENDED JUNE 30, 2019**

occurred during the fiscal year are shown on the other supplemental information – schedule of change from adopted budget to final budget.

Budgets are adopted annually on a basis consistent with GAAP. Appropriations authorized for the year are increased by the amount of encumbrances carried forward.

Budgets are established and used for individual capital project funds expenditures as approved by a special referendum of the District's voters. The maximum project amount authorized is based primarily upon the cost of the project, plus any requirements for external borrowings, not annual appropriations. These budgets do not lapse and are carried over to subsequent fiscal years until the completion of the projects.

**B) Encumbrances:**

Encumbrance accounting is used for budget control and monitoring purposes and is reported as a part of the governmental funds. Under this method, purchase orders, contracts and other commitments for the expenditure of monies are recorded to reserve applicable appropriations. Outstanding encumbrances as of year-end are presented as assigned fund balance and do not represent expenditures or liabilities. These commitments will be honored in the subsequent period. Related expenditures are recognized at that time, as the liability is incurred or the commitment is paid.

**NOTE 4 – DEPOSITS WITH FINANCIAL INSTITUTIONS AND INVESTMENTS:**

**A) Cash:**

New York State law governs the District's investment policies. Resources must be deposited in FDIC-insured commercial banks or trust companies located within the state. Permissible investments include obligations of the United States Treasury, United States agencies, repurchase agreements and obligations of New York State or its localities. Collateral is required for demand and time deposits and certificates of deposit not covered by FDIC insurance. Obligations that may be pledged as collateral are obligations of the United States and its agencies and obligations of the state and its municipalities and districts.

Custodial credit risk is the risk that in the event of a bank failure, the District's deposits may not be returned to it. GASB Statement No. 40, *Deposit and Investment Risk Disclosures*, directs that deposits be disclosed as exposed to custodial credit risk if they are not covered by depository insurance and the deposits are either:

- A) Uncollateralized;
- B) Collateralized with securities held by the pledging financial institution in the District's name; or

**SEAFORD UNION FREE SCHOOL DISTRICT  
NOTES TO FINANCIAL STATEMENTS  
FOR THE FISCAL YEAR ENDED JUNE 30, 2019**

- C) Collateralized with securities held by the pledging financial institution's trust department or agent, but not in the District's name.

All of the District's aggregate bank balances were covered by depository insurance or collateralized with securities held by the pledging financial institution in the District's name at year end.

**Restricted Cash:**

Restricted cash represents cash and cash equivalents where use is limited by legal requirements. These assets represent amounts required by statute to be reserved for various purposes. Restricted cash at June 30, 2019 included \$10,610,688 within the governmental funds for general reserve purposes, debt service, and capital projects and \$311,915 in the fiduciary funds.

**B) Investments:**

The District does not typically purchase investments for long enough duration to cause it to believe that it is exposed to any material interest rate risk. The District also does not typically purchase investments denominated in a foreign currency and is not exposed to foreign currency risk.

**NOTE 5 – PARTICIPATION IN BOCES:**

During the year ended June 30, 2019, the District was billed \$5,265,077 for BOCES administrative and program costs. The District's share of BOCES aid amounted to \$1,540,024. Financial statements for the BOCES are available from the Nassau BOCES administrative office at 71 Clinton Road, Garden City, NY 11530-9195.

**SEAFORD UNION FREE SCHOOL DISTRICT  
NOTES TO FINANCIAL STATEMENTS  
FOR THE FISCAL YEAR ENDED JUNE 30, 2019**

**NOTE 6 –STATE AND FEDERAL AID RECEIVABLE:**

State and federal aid receivable at June 30, 2019 consisted of:

General Fund	
General aid	\$59,585
Excess cost aid	350,009
Total	<u>409,594</u>
Special Aid Fund	
Federal aid	463,895
State aid	111,006
Total	<u>574,901</u>
School Lunch Fund	
Federal aid	10,778
State aid	1,683
Total	<u>12,461</u>
Total - All funds	<u><u>\$996,956</u></u>

District management has deemed the amounts to be fully collectible.

**NOTE 7- DUE FROM OTHER GOVERNMENTS:**

Due from other governments in the general fund at June 30, 2019 consisted of the following:

Tuition and health services - other Districts	\$739,888
BOCES aid	1,172,739
Total	<u><u>\$1,912,627</u></u>

District management has deemed the amounts to be fully collectible.

**SEAFORD UNION FREE SCHOOL DISTRICT  
NOTES TO FINANCIAL STATEMENTS  
FOR THE FISCAL YEAR ENDED JUNE 30, 2019**

**NOTE 8 - CAPITAL ASSETS:**

Capital asset balances and activity for the year ended June 30, 2019 were as follows:

	<u>Beginning Balance</u>	<u>Additions</u>	<u>Retirements/ Reclassifications</u>	<u>Ending Balance</u>
<b>Governmental activities:</b>				
<b>Capital assets not being depreciated:</b>				
Land	\$1,517,000			\$1,517,000
Construction in progress	1,502,064	\$714,039	(\$1,502,065)	714,038
<b>Total capital assets not being depreciated</b>	<b>3,019,064</b>	<b>714,039</b>	<b>(1,502,065)</b>	<b>2,231,038</b>
<b>Capital assets being depreciated:</b>				
Building & building improvements	42,923,819		1,016,604	43,940,423
Land improvements	3,216,762		485,461	3,702,223
Furniture and equipment	5,013,253	1,486,987	(201,334)	6,298,906
Vehicles	124,640	67,086	(18,330)	173,396
<b>Total capital assets being depreciated</b>	<b>51,278,474</b>	<b>1,554,073</b>	<b>1,282,401</b>	<b>54,114,948</b>
<b>Less accumulated depreciation:</b>				
Building & building improvements	24,546,082	1,331,874		25,877,956
Land improvements	1,837,657	140,932		1,978,589
Furniture and equipment	2,972,115	615,425	(194,451)	3,393,089
Vehicles	108,849	17,658	(18,330)	108,177
<b>Total accumulated depreciation</b>	<b>29,464,703</b>	<b>2,105,889</b>	<b>(212,781)</b>	<b>31,357,811</b>
<b>Total capital assets being depreciated, net</b>	<b>21,813,771</b>	<b>(551,816)</b>	<b>1,495,182</b>	<b>22,757,137</b>
<b>Capital assets, net</b>	<b>\$24,832,835</b>	<b>\$162,223</b>	<b>(\$6,883)</b>	<b>\$24,988,175</b>

Depreciation expense and loss on disposal were charged to governmental functions as follows:

General support	\$ 1,514,863
Instruction	597,909
<b>Total depreciation expense</b>	<b>\$ 2,112,772</b>

**SEAFORD UNION FREE SCHOOL DISTRICT  
NOTES TO FINANCIAL STATEMENTS  
FOR THE FISCAL YEAR ENDED JUNE 30, 2019**

**NOTE 9 – INTERFUND TRANSACTIONS – GOVERNMENTAL FUNDS:**

	Interfund		Interfund	
	Receivable	Payable	Revenues	Expenditures
General fund	\$866,124	\$272,530	\$72,496	\$2,398,405
Special aid fund	233,424	786,322	44,038	
School lunch fund	38,106	72,496	7,073	72,496
Capital projects fund		238,112	650,000	
Debt service fund	238,112		1,697,294	
Total government activities	1,375,766	1,369,460	2,470,901	2,470,901
Private purpose fund				
Fiduciary agency fund	1,000	7,306		
Totals	<u>\$1,376,766</u>	<u>\$1,376,766</u>	<u>\$2,470,901</u>	<u>\$2,470,901</u>

The District typically transfers from the general fund to the special aid fund to fund the District's share of summer school handicap expenses required by New York State law and to fund the State Supported Section 4201 schools. The District transferred from the general fund to the school lunch fund to cover negative balances on students who owe money to the District for meals. The District typically transfers from the school lunch fund to the general fund for various utility expenditures utilized by the school lunch operations. The District transferred from the general fund to the capital projects fund to fund projects. The District typically transfers from the general fund to the debt service fund for annual debt service obligations.

The District typically loans resources between funds for the purpose of mitigating the effects of transient cash flow issues.

All interfund payables are expected to be repaid within one year.

**NOTE 10 - SHORT-TERM DEBT:**

Transactions in short-term debt for the year are summarized below:

	Maturity	Interest Rate	Beginning Balance	Issued	Redeemed	Ending Balance
TAN	6/26/2019	2.750%	\$ -	\$ 5,000,000	\$ (5,000,000)	\$ -

Interest expense on short-term debt for the year was \$107,708.

The TAN was issued for interim financing of general fund operations.

**SEAFORD UNION FREE SCHOOL DISTRICT  
NOTES TO FINANCIAL STATEMENTS  
FOR THE FISCAL YEAR ENDED JUNE 30, 2019**

**NOTE 11 – LONG-TERM LIABILITIES:**

Long-term liability balances and activity for the year are summarized below:

	Beginning Balance	Issued	Redeemed	Ending Balance	Due Within One Year
Long-term debt:					
Bonds payable	\$15,590,000		(\$870,000)	\$14,720,000	\$895,000
Energy performance debt payable	1,557,902		(235,522)	1,322,380	244,684
Other long-term liabilities:					
Compensated absences payable	4,743,635	\$464,405	(332,302)	4,875,738	220,984
Claims payable	1,504,737	203,801	(18,412)	1,690,126	268,838
Total other post-employment benefits obligation	121,023,491	8,141,728	(13,271,531)	115,893,688	
Net pension liability - proportionate share	704,471	779,931		1,484,402	
Total long-term liabilities	<u>\$145,124,236</u>	<u>\$9,589,865</u>	<u>(\$14,727,767)</u>	<u>\$139,986,334</u>	<u>\$1,629,506</u>

The general fund has typically been used to liquidate long-term liabilities such as compensated absences, claims payable, total other post-employment benefits obligation, bonds payable, energy performance debt and net pension liability.

**A) Bonds Payable**

Bonds payable is comprised of the following:

Description	Issue Date	Final Maturity	Interest Rate	Outstanding at Year End
Serial Bonds	10/4/2017	7/1/2035	2.00 -5.00%	\$ 10,765,000
Serial Bonds	7/10/2014	7/1/2034	3.13%	3,230,000
Serial Bonds	7/13/2011	7/1/2019	3.00-4.25%	725,000
				<u>\$ 14,720,000</u>

**SEAFORD UNION FREE SCHOOL DISTRICT  
NOTES TO FINANCIAL STATEMENTS  
FOR THE FISCAL YEAR ENDED JUNE 30, 2019**

The following is a summary of debt service requirements for bonds payable:

Fiscal Year Ending June 30,	Principal	Interest	Total
2020	\$895,000	\$500,869	\$1,395,869
2021	880,000	463,319	1,343,319
2022	920,000	421,569	1,341,569
2023	955,000	378,044	1,333,044
2024	990,000	332,869	1,322,869
2025-2029	5,595,000	1,019,459	6,614,459
2030-2034	4,225,000	266,412	4,491,412
2035	260,000	4,388	264,388
	<u>\$14,720,000</u>	<u>\$3,386,929</u>	<u>\$18,106,929</u>

**B) Energy Performance Debt Payable**

Energy performance debt is comprised of the following:

Description	Issue Date	Final Maturity	Interest Rate	Outstanding at Year End
Energy Performance Debt	4/11/2008	7/1/2023	3.89%	<u>\$1,322,380</u>

The following is a summary of debt service requirements for energy performance debt:

Fiscal Year Ending June 30,	Principal	Interest	Total
2020	\$244,684	\$51,441	\$296,125
2021	254,203	41,922	296,125
2022	264,091	32,034	296,125
2023	274,364	21,761	296,125
2024	285,038	11,088	296,126
	<u>\$1,322,380</u>	<u>\$158,246</u>	<u>\$1,480,626</u>



**SEAFORD UNION FREE SCHOOL DISTRICT  
NOTES TO FINANCIAL STATEMENTS  
FOR THE FISCAL YEAR ENDED JUNE 30, 2019**

**C) Long-Term Interest**

Interest on long-term debt for the year was composed of:

	<b>Total</b>
Interest paid	\$591,771
Less interest accrued in the prior year	(332,762)
Plus interest accrued in the current year	310,450
Less amortization of deferred amounts on refunding	(25,990)
Total expense	\$543,469

**NOTE 12 – DEFERRED INFLOWS OF RESOURCES- GAIN ON DEFEASANCE**

The gain on defeasance pertaining to the 2011 bond refunded in 2017, as recorded in the District-Wide Financial Statements as deferred inflows of resources at June 30, 2019 consisted of the following:

	<b>2011 Bond</b>
Gain on defeasance	\$324,876
Accumulated amortization	(25,990)
Balance of Gain on defeasance	\$298,886

The gain on defeasance on the advanced refunding is being amortized on the District-Wide Financial Statements using the straight-line method over 13 years for the 2011 bond, the time to maturity of the refunded bonds, at the point of refunding, and is recorded as a reduction to interest expense.

**NOTE 13 – PENSION PLANS:**

**A) Plan Description and Benefits Provided:**

i) Teachers' Retirement System

The District participates in the New York State Teachers' Retirement System (TRS) (the System). This is a cost-sharing multiple-employer retirement system. The System provides retirement benefits as well as death and disability benefits to plan members and beneficiaries as authorized by the Education Law and the Retirement and Social Security Law of the State of New York. The System is governed by a 10 member Board of Trustees. System benefits are established under New York State Law. Membership is mandatory and automatic for all full-time teachers, teaching assistants, guidance counselors, and administrators employed in New York Public Schools and BOCES who elected to participate in TRS. Once a public employer elects to participate in the System, the election is irrevocable. The New York State Constitution provides that pension membership is a contractual relationship and plan benefits cannot be

**SEAFORD UNION FREE SCHOOL DISTRICT  
NOTES TO FINANCIAL STATEMENTS  
FOR THE FISCAL YEAR ENDED JUNE 30, 2019**

diminished or impaired. Benefits can be changed for future members only by enactment of a State statute. TRS issues a publicly available financial report that contains financial statements and required supplementary information. The report may be obtained by writing to the New York State Teachers' Retirement System, 10 Corporate Woods Drive, Albany NY 12211-2395 or by referring to the TRS Comprehensive Annual Financial report which can be found on the System's website at [www.nystrs.org](http://www.nystrs.org).

ii) Employees' Retirement System

The District participates in the New York State and Local Employees' Retirement System (ERS) (the System). This is a cost-sharing multiple –employer retirement system. The System provides retirement benefits as well as death and disability benefits. The net position of the System is held in the New York State Common Retirement Fund (the Fund), which was established to hold all new assets and record changes in plan net position allocated to the System. The Comptroller of the State of New York serves as the trustee of the Fund and is the administrative head of the System. System benefits are established under the provisions of the New York State Retirement and Social Security Law (RSSL). Once a public employer elects to participate in the System, the election is irrevocable. The New York State Constitution provides that pension membership is a contractual relationship and plan benefits cannot be diminished or impaired. Benefits can be changed for future members only by enactment of a State statute. The District also participates in the Public Employees' Group Life Insurance Plan (GLIP) which provides death benefits in the form of life insurance. The System is included in the State's financial report as a pension trust fund. ERS issues a publicly available report that includes financial statements and required supplementary information. That report may be obtained by writing to the New York State and Local Retirement System, 110 State Street, Albany NY 12244 or by referring to the ERS Comprehensive Annual Report, which can be found at [www.osc.state.ny.us/retire/publications/index.php](http://www.osc.state.ny.us/retire/publications/index.php).

**B) Funding policies:**

The Systems are noncontributory, except as follows:

1. New York State Teachers' Retirement System:
  - a. Employees who joined the system after July 27, 1976
    - i. Employees contribute 3% of their salary, except that employees in the system more than ten years are no longer required to contribute.
  - b. Employees who joined the system on or after January 1, 2010 before April 1, 2012
    - i. Employees contribute 3.5% of their salary throughout active membership.
  - c. Employees who joined the system on or after April 1, 2012
    - i. Employees contribute between 3% and 6% dependent upon their salary throughout active membership.

**SEAFORD UNION FREE SCHOOL DISTRICT  
NOTES TO FINANCIAL STATEMENTS  
FOR THE FISCAL YEAR ENDED JUNE 30, 2019**

2. New York State Employees' Retirement System
  - a. Employees who joined the system after July 27, 1976
    - i. Employees contribute 3% of their salary, except that employees in the system more than ten years are no longer required to contribute.
  - b. Employees who joined the system on or after January 1, 2010 before April 1, 2012
    - i. Employees contribute 3% of their salary throughout active membership.
  - c. Employees who joined the system on or after April 1, 2012
    - i. Employees contribute between 3% and 6% dependent upon their salary throughout active membership.

For ERS, the Comptroller annually certifies the rates expressed as proportions of members' payroll annually, which are used in computing the contributions required to be made by employers to the pension accumulation fund, for the ERS' fiscal year ended March 31<sup>st</sup>. The District's average contribution rate for ERS' fiscal year ended March 31, 2019 was 14.55% of covered payroll.

Pursuant to Article 11 of the Education Law, the New York State Teachers' Retirement Board establishes rates annually for TRS. The District's contribution rate for the TRS' fiscal year ended June 30, 2019 was 10.62%.

The District is required to contribute at a rate determined actuarially by the Systems. The District contributions made to the Systems were equal to 100% of the contributions required for each year. The required contributions for the current year and two preceding years were:

	<u>NYSTRS</u>	<u>NYSERS</u>
2019	\$2,984,797	\$829,997
2018	\$2,741,910	\$837,252
2017	\$3,178,872	\$773,346

**C) Pension Assets, Liabilities, Pension Expense, and Deferred Outflows and Inflows of Resources Related to Pensions:**

At June 30, 2019, the District reported the following asset/(liability) for its proportionate share of the net pension asset /(liability) for each of the Systems. The net pension asset/(liability) was measured as of March 31, 2019 for ERS and June 30, 2018 for TRS. The total pension asset/(liability) used to calculate the net pension asset/(liability) was determined by an actuarial valuation. The District's proportion of the net pension asset/(liability) was based on a projection of the District's long-term share of contributions to the Systems relative to the projected contributions of all participating members, actuarially determined. This information was provided by the ERS and TRS Systems in reports provided to the District.

**SEAFORD UNION FREE SCHOOL DISTRICT  
NOTES TO FINANCIAL STATEMENTS  
FOR THE FISCAL YEAR ENDED JUNE 30, 2019**

	<u>ERS</u>	<u>TRS</u>
Measurement date	March 31, 2019	June 30, 2018
Net pension asset/(liability)	\$ (1,484,402)	\$ 3,105,973
District's portion of the Plan's total net pension asset/(liability)	0.0209504%	0.171766%
Change in proportion since the prior measurement date	(0.0008774)	0.0006040

For the year ended June 30, 2019, the District recognized pension expense of \$1,044,940 for ERS, and \$2,410,486 for TRS. At June 30, 2019 the District reported deferred outflows of resources and deferred inflows of resources related to pensions from the following sources:

	<u>Deferred Outflow of Resources</u>		<u>Deferred Inflow of Resources</u>	
	<u>ERS</u>	<u>TRS</u>	<u>ERS</u>	<u>TRS</u>
Differences between expected and actual experience	\$ 292,310	\$ 2,321,069	\$ 99,645	\$ 420,436
Changes of assumptions	373,118	10,857,415		
Net difference between projected and actual earnings on pension plan investments			380,980	3,447,867
Changes in proportion and differences between the District's contributions and proportionate share of contributions	183,621	233,344	50,526	194,991
District's contributions subsequent to the measurement date	<u>230,920</u>	<u>2,984,797</u>	<u>531,151</u>	<u>4,063,294</u>
	<u>\$ 1,079,969</u>	<u>\$ 16,396,625</u>	<u>\$ 531,151</u>	<u>\$ 4,063,294</u>

District contributions subsequent to the measurement date will be recognized as a reduction of the net pension liability in the year ended June 30, 2020. Other amounts reported as deferred outflows of resources and deferred inflows of resources related to pensions will be recognized in pension expense as follows:

<u>Plan year ended</u>	<u>ERS</u>	<u>TRS</u>
2019		\$3,113,172
2020	\$353,621	2,113,647
2021	(247,845)	222,862
2022	3,963	2,106,329
2023	208,159	1,459,643
Thereafter		332,881
	<u>\$317,898</u>	<u>\$9,348,534</u>

**SEAFORD UNION FREE SCHOOL DISTRICT  
NOTES TO FINANCIAL STATEMENTS  
FOR THE FISCAL YEAR ENDED JUNE 30, 2019**

Actuarial Assumptions

The total pension liability as of the measurement date was determined by using an actuarial valuation as noted in the table below, with update procedures used to roll forward the total pension liability to the measurement date. The actuarial valuations used the following actuarial assumptions:

	<u>ERS</u>	<u>TRS</u>
Measurement date	March 31, 2019	June 30, 2018
Actuarial valuation date	April 1, 2018	June 30, 2017
Interest rate	7.0%	7.25%
Salary scale	4.20%	4.72% - 1.90%
Cost of living adjustments	1.3% annually	1.5%, annually
Decrement tables	April 1, 2010 - March 31, 2015	July 1, 2009 - June 30, 2014
	System's Experience	System's Experience
Inflation rate	2.50%	2.25%

For ERS, annuitant mortality rates are based on April 1, 2010 – March 31, 2015 System's experience with adjustments for mortality improvements based on MP-2014. For TRS, annuitant mortality rates are based on plan member experience with adjustments for mortality improvements based on Society of Actuaries Scale MP-2014, applied on a generational basis.

For ERS, the actuarial assumptions used in the April 1, 2018 valuation are based on the results of an actuarial experience study for the period April 1, 2010 – March 31, 2015. For TRS, the actuarial assumptions used in the June 30, 2017 valuation are based on the results of an actuarial experience study for the period July 1, 2009 – June 30, 2014.

The long term rate of return on pension plan investments was determined in accordance with Actuarial Standard of Practice (ASOP) No. 27, *Selections of Economic Assumptions for Measuring Pension Obligations*. ASOP No. 27 provides guidance on the selection of an appropriate assumed investment rate of return. Consideration was given to expected future real rates of return (expected returns, net of investment expense and inflation) for each major asset class, as well as historical investment data and plan performance. Best estimates of the arithmetic real rates of return for each major asset class included in the target asset allocation as of the valuation date are summarized below:

**SEAFORD UNION FREE SCHOOL DISTRICT  
NOTES TO FINANCIAL STATEMENTS  
FOR THE FISCAL YEAR ENDED JUNE 30, 2019**

<u>Valuation Date</u>	<u>ERS</u>		<u>TRS</u>	
	April 1, 2018		June 30, 2017	
<u>Asset type</u>	<u>Target Allocation</u>	<u>Long-term expected real rate of return</u>	<u>Target Allocation</u>	<u>Long-term expected real rate of return</u>
Domestic equity	36%	4.55%	33%	5.8%
International equity	14%	6.35%	16%	7.3%
Global equity			4%	6.7%
Private equity	10%	7.50%	8%	8.9%
Real estate	10%	5.55%	11%	4.9%
Absolute return strategies	2%	3.75%		
Opportunistic portfolio	3%	5.68%		
Real assets	3%	5.29%		
Bonds and mortgages	17%	1.31%		
Cash	1%	-0.25%		
Inflation-indexed bonds	4%	1.25%		
Domestic fixed income securities			16%	1.3%
Global fixed income securities			2%	0.9%
High-yield fixed income securities			1%	3.5%
Private debt			1%	6.8%
Mortgages			7%	2.8%
Short-term			1%	0.3%
	100%		100%	

The expected real rate of return is net of the long-term inflation assumptions of 2.5% for ERS, and 2.3% for TRS.

**Discount Rate**

The discount rate used to calculate the total pension liability was 7.0% for ERS and 7.25% for TRS. The projection of cash flows used to determine the discount rate assumes that contributions from plan members will be made at the current contribution rates and that contributions from employers will be made at statutorily required rates, actuarially. Based upon the assumptions, the Systems' fiduciary net position was projected to be available to make all projected future benefit payments of current plan members. Therefore the long term expected rate of return on pension plan investments was applied to all periods of projected benefit payments to determine the total pension liability.

**Sensitivity of the Proportionate Share of the Net Pension Liability to the Discount Rate Assumption**

The following presents the District's proportionate share of the net pension asset/(liability) calculated using the discount rate of 7.0% for ERS and 7.25% for TRS, as well as what the District's proportionate share of the net pension asset/(liability) would be if it were calculated using a discount rate that is 1-percentagepoint lower (6.0% for ERS and 6.25%

**SEAFORD UNION FREE SCHOOL DISTRICT  
NOTES TO FINANCIAL STATEMENTS  
FOR THE FISCAL YEAR ENDED JUNE 30, 2019**

for TRS) or 1-percentagepoint higher (8.0% for ERS and 8.25% for TRS) than the current rate:

ERS	1% Decrease (6.0%)	Current Assumption (7.0%)	1% Increase (8.0%)
District's proportionate share of the net pension asset (liability)	(\$6,490,042)	(\$1,484,402)	\$2,720,691
TRS	1% Decrease (6.25%)	Current Assumption (7.25%)	1% Increase (8.25%)
District's proportionate share of the net pension asset (liability)	(\$21,338,544)	\$3,105,973	\$23,583,686

**Pension Plan Fiduciary Net Position**

The components of the current-year net pension asset/(liability) of the employers as of the respective valuation dates, were as follows:

	(Dollars in Thousands)	
	<u>ERS</u> April 1, 2018	<u>TRS</u> June 30, 2017
Valuation date		
Employers' total pension liability	\$ (189,803,429)	\$ (118,107,254)
Plan Net Position	182,718,124	119,915,518
Employers' net pension asset/(liability)	<u>\$ (7,085,305)</u>	<u>\$ 1,808,264</u>
Ratio of plan net position to the Employers' total pension asset/(liability)	96.27%	101.53%

**Payables to the Pension Plan**

For ERS, employer contributions are paid annually based on the System's fiscal year which ends on March 31<sup>st</sup>. Accrued retirement contributions as of June 30, 2019 represent the projected employer contribution for the period of April 1, 2019 through June 30, 2019 based on paid ERS wages multiplied by the employer's contribution rate, by tier. Accrued retirement contributions as of June 30, 2019 amounted to \$230,920.

For TRS, employer and employee contributions for the fiscal year ended June 30, 2019 are paid to the System in September, October and November 2019 through a state aid intercept, with a balance to be paid by the District, if necessary. Accrued retirement contributions as of June 30, 2019 represent employee and employer contributions for the fiscal year ended

**SEAFORD UNION FREE SCHOOL DISTRICT  
NOTES TO FINANCIAL STATEMENTS  
FOR THE FISCAL YEAR ENDED JUNE 30, 2019**

June 30, 2019 based on paid TRS wages multiplied by the employer's contribution rate and employee contributions for the fiscal year as reported to the TRS System. Accrued retirement contributions as of June 30, 2019 amounted to \$3,144,692.

**NOTE 14 - PENSION PLANS- OTHER PLANS:**

**A) Tax Sheltered Annuities:**

The District has adopted a 403(b) plan covering all eligible employees. Employees may defer up to 100% of their compensation subject to Internal Revenue Code elective deferral limitations. The District may also make non-elective contributions of certain termination payments based on collectively bargained agreements. Contributions made by the District and the employees for the year ended June 30, 2019, totaled \$329,830 and \$1,807,807 respectively.

**NOTE 15 – POST-EMPLOYMENT BENEFITS OTHER THAN PENSIONS (OPEB):**

**B) General Information about the OPEB Plan:**

**Plan Description**

The District's OPEB Plan (the "Plan"), defined as a single employer defined benefit plan, primarily provides post-employment health insurance coverage to retired employees and their eligible dependents in accordance with the provisions of various employment contracts. Benefits are provided through the New York State Health Insurance Program (NYSHIP), and are administered by Empire BlueCross BlueShield, United Healthcare, and MEDCO. Article 37 of the Statutes of the State assigns the authority to establish and amend benefit provisions to the District. No assets are accumulated in a trust that meets the criteria in paragraph 4 of GASB Statement No. 75.

**Benefits Provided**

The Plan provides medical and Medicare Part B benefits for retired employees and their eligible dependents. Benefit terms provide for the District to contribute between 70% and 83% of premiums for retirees, 70% and 83% of premiums for family coverage, and 0% of the premiums for surviving spouses, depending on the coverage selected and date of retirement. The District recognizes the cost of the Plan annually as expenditures in the fund financial statements as payments are accrued. For fiscal year 2019, the District contributed an estimated \$3,510,180 to the Plan, including \$3,510,180 for current premiums and \$0 to prefund benefits. Currently, there is no provision in the law to permit the District to fund OPEB by any other means than the "pay as you go" method.



**SEAFORD UNION FREE SCHOOL DISTRICT  
NOTES TO FINANCIAL STATEMENTS  
FOR THE FISCAL YEAR ENDED JUNE 30, 2019**

Employees Covered by Benefit Terms

At July 1, 2017, the following employees were covered by the benefit terms:

Inactive employees or beneficiaries currently receiving benefit payments	358
Inactive employees entitled to but not yet receiving benefit payments	0
Active employees	<u>312</u>
<b>Total</b>	<b><u>670</u></b>

**C) Total OPEB Liability:**

The District's total OPEB liability of \$115,893,688 was measured as of June 30, 2019 and was determined by an actuarial valuation as of July 1, 2017. Update procedures were used to roll forward the total OPEB liability to the measurement date.

Actuarial Assumptions and Other Inputs

The total OPEB liability in the July 1, 2017 actuarial valuation was determined using the following actuarial assumptions and other inputs, applied to all periods included in the measurement, unless otherwise specified:

Inflation	2.60%
Discount rate	3.50%
Healthcare cost trend rates	7.50% for 2017, decreasing .5% per year to an ultimate rate of 4.50% in 2023, and later years
Retirees' share of benefit-related costs	17-30% for individuals, 17-30% for family and 100% for surviving spouses.

The discount rate was based on Bond Buyer General Obligation 20-Bond Municipal Index.

Mortality rates were based on the RP-2014 Adjusted to 2006 Total Dataset Mortality Table projected to the valuation date with Scale MP-2017.

The actuarial assumptions used in the July 1, 2017 valuation were based on standard tables modified for certain plan features such as eligibility for full and early retirement where applicable. The Plan does not have credible data on which to perform an experience study. As a result, a full actuarial experience study is not applicable.

**SEAFORD UNION FREE SCHOOL DISTRICT  
NOTES TO FINANCIAL STATEMENTS  
FOR THE FISCAL YEAR ENDED JUNE 30, 2019**

**D) Changes in the Total OPEB Liability:**

	<b>Total OPEB Liability</b>
<b>Balance at 6/30/18</b>	<b>\$ 121,023,491</b>
<b>Changes for the fiscal year:</b>	
Service cost	4,430,376
Interest	3,711,352
Changes of benefit terms	-
Differences between expected and actual experience	-
Changes in assumptions or other inputs	(9,761,351)
Benefit payments	(3,510,180)
<b>Net changes</b>	<b>(5,129,803)</b>
<b>Balance at 6/30/19</b>	<b>\$ 115,893,688</b>

There were no significant plan changes since the last valuation.

Changes in assumptions or other inputs include a change in the discount rate from 3.0% to 3.5%.

**Sensitivity of the Total OPEB Liability to Changes in the Discount Rate**

The following presents the total OPEB liability of the District, as well as what the District's total OPEB liability would be if it were calculated using a discount rate that is 1-percentage-point lower (2.50%) or 1-percentage-point higher (4.50%) than the current discount rate:

	1% Decrease (2.50%)	Discount Rate (3.50%)	1% Increase (4.50%)
Total OPEB liability	\$136,639,445	\$115,893,688	\$99,422,586

**Sensitivity of the Total OPEB Liability to Changes in the Healthcare Cost Trend Rates**

The following presents the total OPEB liability of the District, as well as what the District's total OPEB liability would be if it were calculated using healthcare cost trend rates that are 1-percentage-point lower (6.5%) or 1-percentage-point higher (8.5%) than the current healthcare cost trend rates:

**SEAFORD UNION FREE SCHOOL DISTRICT  
NOTES TO FINANCIAL STATEMENTS  
FOR THE FISCAL YEAR ENDED JUNE 30, 2019**

	<u>1% Decrease</u>	<u>Healthcare Cost Trend Rates</u>	<u>1% Increase</u>
Total OPEB liability	<u>\$96,914,346</u>	<u>\$115,893,688</u>	<u>\$142,970,139</u>

**E) OPEB Expense and Deferred Outflows of Resources and Deferred Inflows of Resources Related to OPEB:**

For the fiscal year ended June 30, 2019, the District recognized OPEB expense (credit) of \$6,718,848. At June 30, 2019, the District reported deferred outflows of resources and deferred inflows of resources related to OPEB from the following sources:

	<u>Deferred Outflows of Resources</u>	<u>Deferred Inflows of Resources</u>
Differences between expected and actual experience	\$ 81,986	\$ -
Changes of assumptions or other inputs		<u>\$ (8,325,858)</u>
	<u>\$ 81,986</u>	<u>\$ (8,325,858)</u>

Amounts reported as deferred outflows of resources and deferred inflows of resources related to OPEB will be recognized in OPEB expense as follows:

Fiscal Year ended June 30:	
2020	\$ (1,422,880)
2021	(1,422,880)
2022	(1,422,880)
2023	(1,422,880)
2024	(1,422,880)
Thereafter	<u>(1,129,472)</u>
	<u>\$ (8,243,872)</u>

**SEAFORD UNION FREE SCHOOL DISTRICT  
NOTES TO FINANCIAL STATEMENTS  
FOR THE FISCAL YEAR ENDED JUNE 30, 2019**

**NOTE 16 – RISK MANAGEMENT:**

**A) General:**

The District is exposed to various risks of loss related to torts, theft, damage, injuries, errors and omissions, natural disasters, and other risks. These risks are covered by commercial insurance purchased from independent third parties. Settled claims from these risks have not exceeded commercial insurance coverage for the past three years.

**B) Risk Retention:**

The District has established a self-insured plan for risks associated with workers' compensation claims. Liabilities of the plan are reported when it is probable that a loss has occurred and the amount of the loss can be reasonably estimated. As of June 30, 2019, the District has recorded potential workers' compensation claims of \$1,690,126 and has a workers' compensation reserve balance of \$1,196,920 in the general fund.

	<u>2019</u>	<u>2018</u>
Unpaid claims at beginning of year	\$1,504,737	\$1,197,738
Incurred claims and claim adjustment expenses	203,801	317,576
Claims payments	<u>(18,412)</u>	<u>(10,577)</u>
Unpaid claims at year end	<u>\$1,690,126</u>	<u>\$1,504,737</u>

**C) Public Entity Risk Pool:**

The District participates in New York Schools Insurance Reciprocal (NYSIR), a non-risk-retained public entity risk pool for its District property and liability insurance coverage. The pool is operated for the benefit of individual governmental units located within the pool's geographic area, and is considered a self-sustaining risk pool that will provide coverage for its members. The pool obtains independent coverage for insured events and the District has essentially transferred all related risk to the pool.

**NOTE 17 – COMMITMENTS AND CONTINGENCIES:**

**A) Encumbrances:**

All encumbrances are classified as assigned fund balance. At June 30, 2019, the District encumbered the following amounts:

**SEAFORD UNION FREE SCHOOL DISTRICT  
NOTES TO FINANCIAL STATEMENTS  
FOR THE FISCAL YEAR ENDED JUNE 30, 2019**

**Assigned: Unappropriated Fund Balance**

**General fund**

General support	\$229,964
Instruction	17,393
	<u>\$247,357</u>

**School lunch fund**

Food service equipment	\$10,000
	<u>\$10,000</u>

**Restricted and Assigned Fund Balance:**

**Capital projects fund**

Capital projects	\$180,468
	<u>\$180,468</u>

**B) Grants:**

The District has received grants, which are subject to audit by agencies of the State and Federal governments. Such audits may result in disallowances and a request for a return of funds. Based on prior years' experience, the District's administration believes disallowances, if any, will be immaterial.

**C) Litigation:**

As of June 30, 2019, the District is unaware of any pending or threatened litigation or unasserted claims or assessments against the District which requires disclosure.

**D) Operating Leases:**

The District leases various types of equipment under non-cancelable operating leases. Rental expense for the fiscal year was \$1,041,948. The following is a summary of obligations of government activities under operating lease payments:

Fiscal Year Ending June 30,	Total
2020	\$1,147,780
2021	979,378
2022	687,243
2023	358,434
2024	166,869
<b>Total Lease Payments</b>	<b>\$3,339,704</b>

**SEAFORD UNION FREE SCHOOL DISTRICT  
NOTES TO FINANCIAL STATEMENTS  
FOR THE FISCAL YEAR ENDED JUNE 30, 2019**

**NOTE 18 – TAX ABATEMENTS:**

The District received PILOT from the County related to the Long Island Power Authority. These PILOT are not considered tax abatements as the purpose of this agreement was not to abate taxes.

**NOTE 19 – SUBSEQUENT EVENTS**

- A) On September 5, 2019, the District issued tax anticipation notes in the amount of \$5,000,000, maturing on June 25, 2020 with a net interest rate of 1.29%.

**SUPPLEMENTARY INFORMATION**

**SEAFORD UNION FREE SCHOOL DISTRICT  
REQUIRED SUPPLEMENTARY INFORMATION  
SCHEDULE OF REVENUES, EXPENDITURES AND CHANGES IN FUND BALANCES-  
BUDGET AND ACTUAL - GENERAL FUND  
FOR THE FISCAL YEAR ENDED JUNE 30, 2019**

	<u>Original Budget</u>	<u>Final Budget</u>	<u>Actual (Budgetary Basis)</u>	<u>Final Budget Variance with Budgetary Actual</u>
<b>REVENUES</b>				
<b>Local Sources</b>				
Real property taxes	\$44,749,891	\$44,749,891	\$44,786,876	\$36,985
Other real property tax items	7,543,289	7,543,289	7,613,358	70,069
Charges for services	1,451,500	1,451,500	1,448,787	(2,713)
Use of money & property	84,000	84,000	217,957	133,957
Miscellaneous	187,000	244,147	253,090	8,943
<b>State Sources</b>				
Basic formula	7,552,960	7,552,960	7,532,388	(20,572)
Excess cost aid	1,772,530	1,772,530	1,814,490	41,960
Lottery aid	2,096,746	2,096,746	2,048,135	(48,611)
BOCES aid	1,257,022	1,257,022	-1,540,024	283,002
Textbook aid	144,045	144,045	145,101	1,056
Computer software aid	39,634	39,634	39,623	(11)
Computer hardware aid	29,270	29,270	28,211	(1,059)
Library A/V loan program aid	16,551	16,551	16,531	(20)
<b>Federal Sources</b>				
Medicaid reimbursement	40,000	40,000	29,811	(10,189)
<b>TOTAL REVENUES</b>	<u>66,964,438</u>	<u>67,021,585</u>	<u>67,514,382</u>	<u>492,797</u>
<b>Other Financing Sources</b>				
Transfers from other funds	72,000	72,000	72,496	496
<b>TOTAL REVENUES AND OTHER SOURCES</b>	<u>67,036,438</u>	<u>67,093,585</u>	<u>\$67,586,878</u>	<u>\$493,293</u>
Appropriated Fund Balance	650,000	650,000		
Appropriated Reserves	<u>787,554</u>	<u>787,554</u>		
<b>TOTAL REVENUES, OTHER SOURCES, APPROPRIATED FUND BALANCE &amp; RESERVES</b>	<u>\$68,473,992</u>	<u>\$68,531,139</u>		

**Note to Required Supplementary Information**

**Budget Basis of Accounting**

Budgets are adopted on the modified accrual basis of accounting consistent with accounting principles generally accepted in the United States of America.



SEAFORD UNION FREE SCHOOL DISTRICT  
REQUIRED SUPPLEMENTARY INFORMATION  
SCHEDULE OF REVENUES, EXPENDITURES AND CHANGES IN FUND BALANCES-  
BUDGET AND ACTUAL- GENERAL FUND  
FOR THE FISCAL YEAR ENDED JUNE 30, 2019

	Original Budget	Final Budget	Actual (Budgetary Basis)	Year-End Encumbrances	Final Budget Variance with Budgetary Actual and Encumbrances
<b>EXPENDITURES</b>					
<b>General Support</b>					
Board of education	\$43,245	\$43,245	\$36,608	\$250	\$6,387
Central administration	291,035	291,035	289,729		1,306
Finance	692,701	692,701	647,729	\$17,311	27,661
Staff	302,710	302,710	299,680	1,500	1,530
Central services	3,992,176	4,044,076	3,679,673	210,903	153,500
Special items	677,210	677,210	673,269		3,941
<b>Instructional</b>					
Instruction, adm. & imp.	2,094,607	2,094,607	2,084,420		10,187
Teaching - regular school	21,008,387	21,012,287	20,926,850	11,240	74,197
Programs for children with handicapping conditions	9,432,666	9,432,666	8,889,072	3,854	539,740
Occupational education	1,146,294	1,146,294	1,006,393		139,901
Teaching special schools	149,476	149,476	139,595		9,881
Instructional media	3,603,012	3,603,512	3,463,674	324	139,514
Pupil services	3,211,533	3,212,380	3,069,354	1,975	141,051
Pupil Transportation	2,981,220	2,981,220	2,807,183		174,037
Community Services	21,784	21,784	16,412		5,372
Employee Benefits	16,352,317	16,284,317	15,166,578		1,117,739
<b>Debt Service</b>					
Debt service - principal					
Debt service - interest	40,000	108,000	107,708		292
<b>TOTAL EXPENDITURES</b>	<b>66,040,373</b>	<b>66,097,520</b>	<b>63,303,927</b>	<b>247,357</b>	<b>2,546,236</b>
<b>Other Financing Uses</b>					
Transfers to other funds	2,433,619	2,433,619	2,398,405		35,214
<b>TOTAL EXPENDITURES AND OTHER USES</b>	<b>\$68,473,992</b>	<b>\$68,531,139</b>	<b>\$65,702,332</b>	<b>\$247,357</b>	<b>\$2,581,450</b>
Change In Fund Balances			1,884,546		
Fund Balances - Beginning of Year			15,898,170		
Fund Balances - End of Year			\$17,782,716		

Note to Required Supplementary Information

Budget Basis of Accounting

Budgets are adopted on the modified accrual basis of accounting consistent with accounting principles generally accepted in the United States of America.

**SEAFORD UNION FREE SCHOOL DISTRICT  
REQUIRED SUPPLEMENTARY INFORMATION  
SCHEDULE OF CHANGES IN THE DISTRICT'S TOTAL OPEB LIABILITY  
AND RELATED RATIOS  
FOR THE FISCAL YEAR ENDED JUNE 30,**

	<u>2019</u>	<u>2018</u>
<b>Total OPEB Liability</b>		
Service cost	\$ 4,430,376	\$ 4,301,336
Interest	3,711,352	3,572,336
Changes of benefit terms	-	-
Differences between expected and actual experience		107,212
Changes of assumptions or other inputs	(9,761,351)	
Benefit payments	<u>(3,510,180)</u>	<u>(3,442,385)</u>
<b>Net change in total OPEB liability</b>	<b>(5,129,803)</b>	<b>4,431,287</b>
<b>Total OPEB liability - beginning</b>	<u>121,023,491</u>	<u>116,484,992</u>
<b>Total OPEB liability - ending</b>	<u><u>\$ 115,893,688</u></u>	<u><u>\$ 120,916,279</u></u>
<b>Covered-employee payroll</b>	<b>\$ 31,796,479</b>	<b>\$ 31,796,479</b>
<b>Total OPEB liability as a percentage of covered-employee payroll</b>	<b>364.49%</b>	<b>380.28%</b>

**Notes to Schedule:***Trust Assets*

There are no assets accumulated in a trust that meets the criteria in paragraph 4 of GASB Statement No.75 to pay related benefits.

The amounts presented for the fiscal year were determined as of the measurement date of the plan.

*Changes of Assumptions*

The discount rate was 3.0% as of June 30, 2018.

The discount rate was 3.5% as of June 30, 2019.

**SEAFORD UNION FREE SCHOOL DISTRICT  
REQUIRED SUPPLEMENTARY INFORMATION  
SCHEDULE OF DISTRICT'S PROPORTIONATE SHARE OF THE NET PENSION (LIABILITY) ASSET  
JUNE 30\***

<b>NYSERS Pension Plan</b>						
	<b>2019</b>	<b>2018</b>	<b>2017</b>	<b>2016</b>	<b>2015</b>	<b>2014</b>
District's proportion of the net pension (liability) asset	0.0209504%	0.0218275%	0.0212372%	0.0218783%	0.0222192%	0.0222192%
District's proportionate share of the net pension (liability) asset	\$ (1,484,402)	\$ (704,471)	\$ (1,995,496)	\$ (3,511,535)	\$ (750,620)	\$ (1,004,056)
District's covered payroll	\$ 5,444,243	\$ 5,459,752	\$ 5,479,693	\$ 5,291,510	\$ 5,200,321	\$ 5,221,306
District's proportionate share of the net pension (liability) asset as a percentage of its covered -employee payroll	27.27%	12.90%	36.42%	66.36%	14.43%	19.23%
Plan fiduciary net position as a percentage of the total pension (liability) asset	96.27%	98.24%	94.70%	90.70%	97.95%	97.20%
<b>NYSTRS Pension Plan</b>						
	<b>2019</b>	<b>2018</b>	<b>2017</b>	<b>2016</b>	<b>2015</b>	<b>2014</b>
District's proportion of the net pension (liability) asset	0.171766%	0.171162%	0.175539%	0.171906%	0.171205%	0.174501%
District's proportionate share of the net pension (liability) asset	\$ 3,105,973	\$ 1,300,999	\$ (1,880,097)	\$ 17,855,568	\$ 19,071,205	\$ 1,148,656
District's covered payroll	\$29,529,139	\$29,706,482	\$29,189,976	\$28,192,688	\$ 27,943,042	\$ 28,499,881
District's proportionate share of the net pension (liability) asset as a percentage of its covered -employee payroll	10.52%	4.38%	6.44%	63.33%	68.25%	4.03%
Plan fiduciary net position as a percentage of the total pension (liability) asset	101.53%	100.66%	99.01%	110.46%	111.48%	100.70%

\*The amounts presented for each fiscal year were determined as of the measurement date of the plans.

**SEAFORD UNION FREE SCHOOL DISTRICT  
REQUIRED SUPPLEMENTARY INFORMATION  
SCHEDULE OF DISTRICT'S CONTRIBUTIONS  
FOR THE LAST TEN FISCAL YEARS**

<b>NYSERS Pension Plan</b>										
	<u>2019</u>	<u>2018</u>	<u>2017</u>	<u>2016</u>	<u>2015</u>	<u>2014</u>	<u>2013</u>	<u>2012</u>	<u>2011</u>	<u>2010</u>
Contractually required contribution	\$ 829,997	\$ 837,252	\$ 773,346	\$ 775,064	\$ 1,058,737	\$ 1,066,333	\$ 1,114,250	\$ 798,408	\$ 570,880	\$ 381,237
Contributions in relation to the contractually required contribution	<u>829,997</u>	<u>837,252</u>	<u>773,346</u>	<u>775,064</u>	<u>1,058,737</u>	<u>1,066,333</u>	<u>1,114,250</u>	<u>798,408</u>	<u>570,880</u>	<u>381,237</u>
Contribution deficiency (excess)	<u>\$ -</u>	<u>\$ -</u>	<u>\$ -</u>	<u>\$ -</u>	<u>\$ -</u>	<u>\$ -</u>	<u>\$ -</u>	<u>\$ -</u>	<u>\$ -</u>	<u>\$ -</u>
District's covered employee payroll	\$5,671,824	\$5,560,091	\$5,671,824	\$5,259,599	\$ 5,406,744	\$ 5,176,465	\$ 5,262,439	\$ 5,088,036	\$ 5,072,437	\$ 4,846,942
Contributions as a percentage of covered employee payroll	14.63%	15.06%	13.63%	14.74%	19.58%	20.60%	21.17%	15.69%	11.25%	7.87%

<b>NYSTRS Pension Plan</b>										
	<u>2019</u>	<u>2018</u>	<u>2017</u>	<u>2016</u>	<u>2015</u>	<u>2014</u>	<u>2013</u>	<u>2012</u>	<u>2011</u>	<u>2010</u>
Contractually required contribution	\$ 2,984,797	\$ 2,741,910	\$ 3,178,872	\$ 3,591,795	\$ 4,526,707	\$ 4,109,575	\$ 3,026,370	\$ 2,759,844	\$ 2,170,205	\$ 1,564,183
Contributions in relation to the contractually required contribution	<u>2,984,797</u>	<u>2,741,910</u>	<u>3,178,872</u>	<u>3,591,795</u>	<u>4,526,707</u>	<u>4,109,575</u>	<u>3,026,370</u>	<u>2,759,844</u>	<u>2,170,205</u>	<u>1,564,183</u>
Contribution deficiency (excess)	<u>\$ -</u>	<u>\$ -</u>	<u>\$ -</u>	<u>\$ -</u>	<u>\$ -</u>	<u>\$ -</u>	<u>\$ -</u>	<u>\$ -</u>	<u>\$ -</u>	<u>\$ -</u>
District's covered employee payroll	\$29,696,638	\$29,529,139	\$29,706,482	\$29,189,976	\$ 28,192,688	\$ 27,943,042	\$ 28,499,881	\$ 26,552,548	\$ 27,155,376	\$ 26,730,326
Contributions as a percentage of covered employee payroll	10.05%	9.29%	10.70%	12.30%	16.06%	14.71%	10.62%	10.39%	7.99%	5.85%

**SEAFORD UNION FREE SCHOOL DISTRICT  
SUPPLEMENTARY INFORMATION  
SCHEDULE OF CHANGE FROM ADOPTED BUDGET TO FINAL BUDGET  
AND THE REAL PROPERTY TAX LIMIT  
FOR THE FISCAL YEAR ENDED JUNE 30, 2019**

**CHANGE FROM ADOPTED BUDGET TO FINAL BUDGET**

Adopted Budget		\$68,436,438	
Add: Prior year's encumbrances		37,554	
Original Budget		68,473,992	
Budget revisions:			
Repair Reserve	\$51,900		
Donations	5,247		
		57,147	
Final Budget		\$68,531,139	

**SECTION 1318 OF REAL PROPERTY TAX LAW LIMIT CALCULATION**

2019-20 voter approved expenditure budget		\$70,656,949	
		\$2,826,278	
Maximum allowed (4% of the 2019-20 budget)		\$2,826,278	
 General Fund Fund Balance Subject to Section 1318 of Real Property Tax Law:			
Unrestricted fund balance:			
Assigned fund balance	\$897,357		
Unassigned fund balance	6,451,705		
Total unrestricted fund balance		\$7,349,062	
 Less:			
Appropriated fund balance	\$650,000		
Encumbrances included in assigned fund balance	247,357		
Unassigned - reserve for tax reduction	3,625,427		
Total adjustments		4,522,784	
 General Fund Fund Balance Subject to Section 1318 of Real Property Tax Law			
		\$2,826,278	
Actual percentage			4.00%

**SEAFORD UNION FREE SCHOOL DISTRICT  
SUPPLEMENTARY INFORMATION  
SCHEDULE OF PROJECT EXPENDITURES- CAPITAL PROJECTS FUND  
FOR THE FISCAL YEAR ENDED JUNE 30, 2019**

Project Title	Original Budget	Revised Budget	Expenditures to Date			Unexpended Balance	Methods of Financing			Fund Balance June 30, 2019	
			Prior Year's	Current Year	Total		Proceeds of Obligations	State Aid	Local Sources		Total
Capital Improvements - High School	\$13,373,419	\$13,644,031	\$13,406,841		\$13,406,841	\$237,190	\$12,195,298	\$64,365	\$1,141,178	\$13,400,841	(\$6,000) *
High School - Surplus back to Debt Service Fund		237,191	237,191		237,191	-	237,191			237,191	-
Capital Improvements - Middle School	7,387,899	5,698,357	5,593,646		5,593,646	104,711	4,510,752	64,365	1,126,794	5,701,911	108,265
Capital Improvements - Manor School	1,809,831	1,880,232	1,911,073	\$506,935	2,418,008	(\$37,776)	1,406,599	416,431	587,202	2,410,232	(7,776) *
Capital Improvements - Harbor School	3,575,071	3,428,231	3,381,791	207,104	3,588,895	(160,663)	1,600,161	322,000	1,506,070	3,428,231	(160,664) *
Energy Performance Contract - General	3,289,503	3,289,503	3,279,303		3,279,303	10,200	3,289,503			3,289,503	10,200
<b>TOTAL</b>	<b>\$29,435,723</b>	<b>\$28,177,545</b>	<b>\$27,809,845</b>	<b>\$714,039</b>	<b>\$28,523,884</b>	<b>(\$346,339)</b>	<b>\$23,239,504</b>	<b>\$867,161</b>	<b>\$4,361,244</b>	<b>\$28,467,909</b>	<b>(\$55,975)</b>

\* The deficit balance will be eliminated once permanent funding is obtained.

**SEAFORD UNION FREE SCHOOL DISTRICT  
SUPPLEMENTARY INFORMATION  
NET INVESTMENT IN CAPITAL ASSETS  
JUNE 30, 2019**

<b>Capital assets, net</b>	<b>\$24,988,175</b>
----------------------------	---------------------

**Deduct:**

Short-term portion of bonds payable	(\$895,000)
Long-term portion of bonds payable	(13,825,000)
Short-term portion of energy performance debt	(244,684)
Long-term portion of energy performance debt	(1,077,696)
Gain on defeasance	(298,886)
Less: unspent energy performance debt	<u>10,200</u>

(16,331,066)

<b>Net investment in capital assets</b>	<b><u><u>\$8,657,109</u></u></b>
---	----------------------------------



INDEPENDENT AUDITOR'S REPORT ON INTERNAL CONTROL OVER FINANCIAL  
REPORTING AND ON COMPLIANCE AND OTHER MATTERS BASED ON  
AN AUDIT OF FINANCIAL STATEMENTS PERFORMED  
IN ACCORDANCE WITH *GOVERNMENT AUDITING STANDARDS*

To the Board of Education  
Seaford Union Free School District

We have audited, in accordance with auditing standards generally accepted in the United States of America and the standards applicable to financial audits contained in *Government Auditing Standards* issued by the Comptroller General of the United States, the financial statements of the governmental activities, each major fund, and the fiduciary fund of Seaford Union Free School District, as of and for the fiscal year ended June 30, 2019, and the related notes to the financial statements, which collectively comprise the Seaford Union Free School District's basic financial statements, and have issued our report thereon dated September 26, 2019.

**Internal Control over Financial Reporting**

In planning and performing our audit of the financial statements, we considered the Seaford Union Free School District's internal control over financial reporting (internal control) to determine the audit procedures that are appropriate in the circumstances for the purpose of expressing our opinions on the financial statements, but not for the purpose of expressing an opinion on the effectiveness of the Seaford Union Free School District's internal control. Accordingly, we do not express an opinion on the effectiveness of the Seaford Union Free School District's internal control.

A *deficiency in internal control* exists when the design or operation of a control does not allow management or employees, in the normal course of performing their assigned functions, to prevent, or detect and correct misstatements on a timely basis. A *material weakness* is a deficiency, or combination of deficiencies, in internal control, such that there is a reasonable possibility that a material misstatement of the entity's financial statements will not be prevented, or detected and corrected on a timely basis. A *significant deficiency* is a deficiency, or a combination of deficiencies, in internal control that is less severe than a material weakness, yet important enough to merit attention by those charged with governance.

Our consideration of internal control was for the limited purpose described in the first paragraph of this section and was not designed to identify all deficiencies in internal control that might be material weaknesses or significant deficiencies. Given these limitations, during our audit we did not identify any deficiencies in internal control that we consider to be material weaknesses. However, material weaknesses may exist that have not been identified.



## **Compliance and Other Matters**

As part of obtaining reasonable assurance about whether the Seaford Union Free School District's financial statements are free from material misstatement, we performed tests of its compliance with certain provisions of laws, regulations, contracts, and grant agreements, noncompliance with which could have a direct and material effect on the determination of financial statement amounts. However, providing an opinion on compliance with those provisions was not an objective of our audit, and accordingly, we do not express such an opinion. The results of our tests disclosed no instances of noncompliance or other matters that are required to be reported under *Government Auditing Standards*.

## **Purpose of this Report**

The purpose of this report is solely to describe the scope of our testing of internal control and compliance and the results of that testing, and not to provide an opinion on the effectiveness of the entity's internal control or on compliance. This report is an integral part of an audit performed in accordance with *Government Auditing Standards* in considering the entity's internal control and compliance. Accordingly, this communication is not suitable for any other purpose.

*R.S. Abrams & Co., LLP*

R.S. Abrams & Co., LLP  
Islandia, NY  
September 26, 2019