



# State of the District October 16, 2019

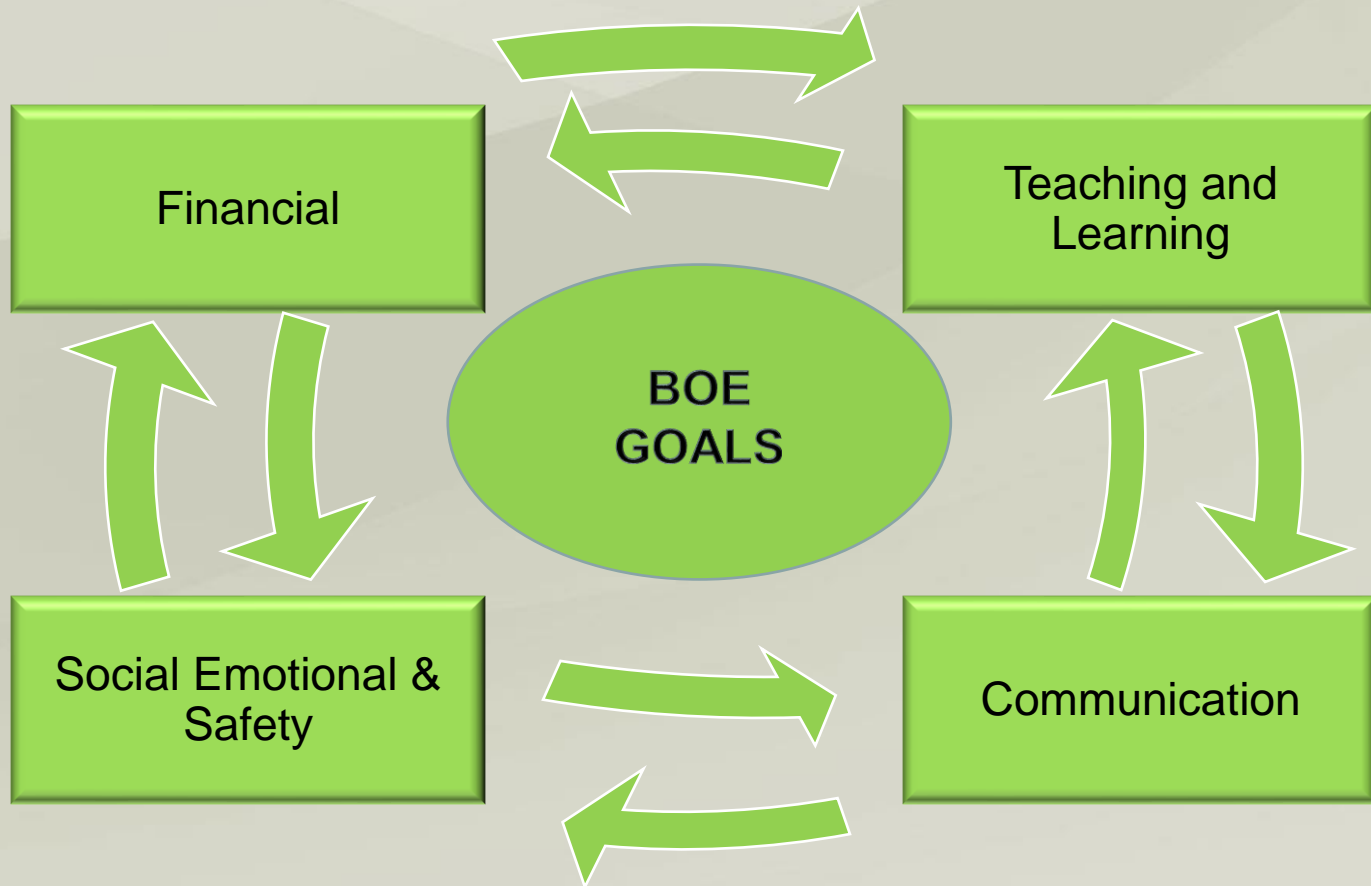
---

Presented by  
Dr. Adele Pecora and Mr. John Strifolino

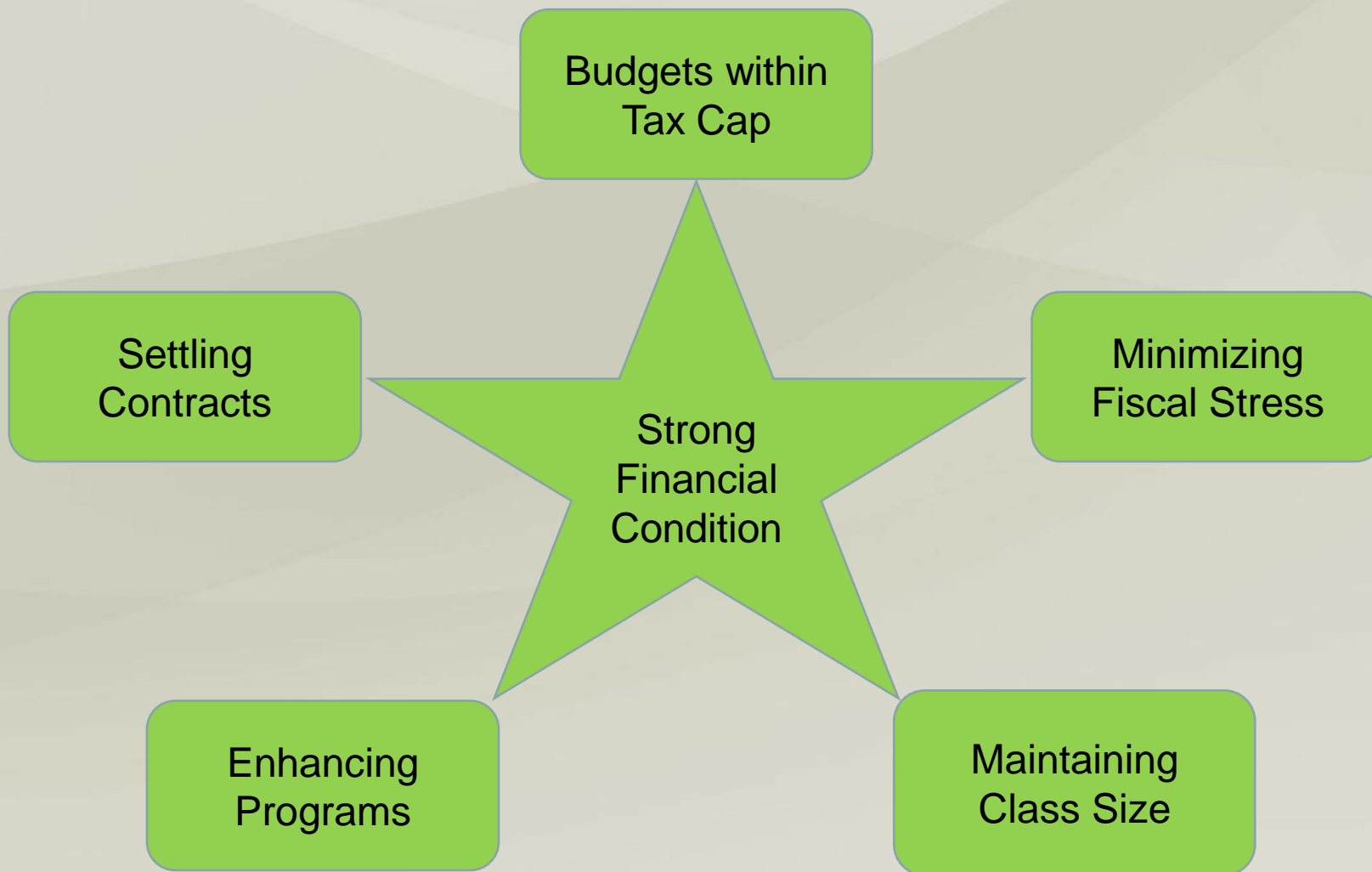
# BOE Goals for 2019 - 2020

- FINANCIAL: Create a fiscally responsible and operationally efficient budget that maintains and enhances the integrity of all programs
- TEACHING AND LEARNING: Provide an enriched environment that promotes and supports the academic growth of students so that they may reach their full potential while becoming positive contributors to society
- SOCIAL EMOTIONAL LEARNING AND SAFETY: Create a safe, secure and nurturing environment that supports the physical, social and emotional needs of our students
- COMMUNICATION: Maintain and enhance communication systems that ensure the open flow of information with all stakeholders

# Interdependency of Board Goals



# District Financial Condition



# Strong Financial Condition

## Internal Indicators

- Stay within allowable tax levy limit
- Practices adhere to State Education Department (SED) and Office of State Comptroller (OSC) guidelines
- Commitment to funding reserves
- Use of Capital Reserve established in May 2018 to fund replacement of Turf Field & Track at Seaford High School

## External Indicators

- Strong Moody's rating of Aa3
- Positive audit reports (Internal, External, OSC)
- NYS Comptroller's Fiscal Stress: No Designation

# Tax Cap History

School Year	Maximum Allowable Tax Levy %	Seaford UFSD Tax Levy %
2014-15	1.55%	1.55%
2015-16	2.28%	2.28%
2016-17	1.16%	1.16%
2017-18	2.02%	2.02%
2018-19	2.69%	2.69%
2019-20	4.04%	2.98%

*The allowable limit under the tax cap was **4.04%**. Thus, the 2019-20 tax levy is significantly less than the amount permissible under law.*

# 3-Year Fiscal Stress Comparison

Year	2016	2017	2018
<b>Total Points</b>	8.3	0.0	0.0
<b>Score Classification</b>	No Designation	No Designation	No Designation

<u>Classification</u>	<u>Point Range (Out of 100 total pts)</u>
Significant	65 - 100
Moderate	45 - 64.9
Susceptible	25 - 44.9
No Designation	0 - 24.9



# Program Enhancement: PDL Initiative

Technology Steering  
Committee

Deployment to Grades 6  
and 9

Initial Professional  
Development

Initial Purchase

Deployment to three  
additional grades  
(5, 6, 7, 9 and 10)

Ongoing Professional  
Development

Student Training

Deployment to  
three additional  
grades  
(4, 5, 6, 7, 8, 9, 10  
and 11)

Ongoing  
Professional  
Development using  
the SAMR Model

2017 - 2018

2018 - 2019

2019 - 2020



# Additional Program Enhancements

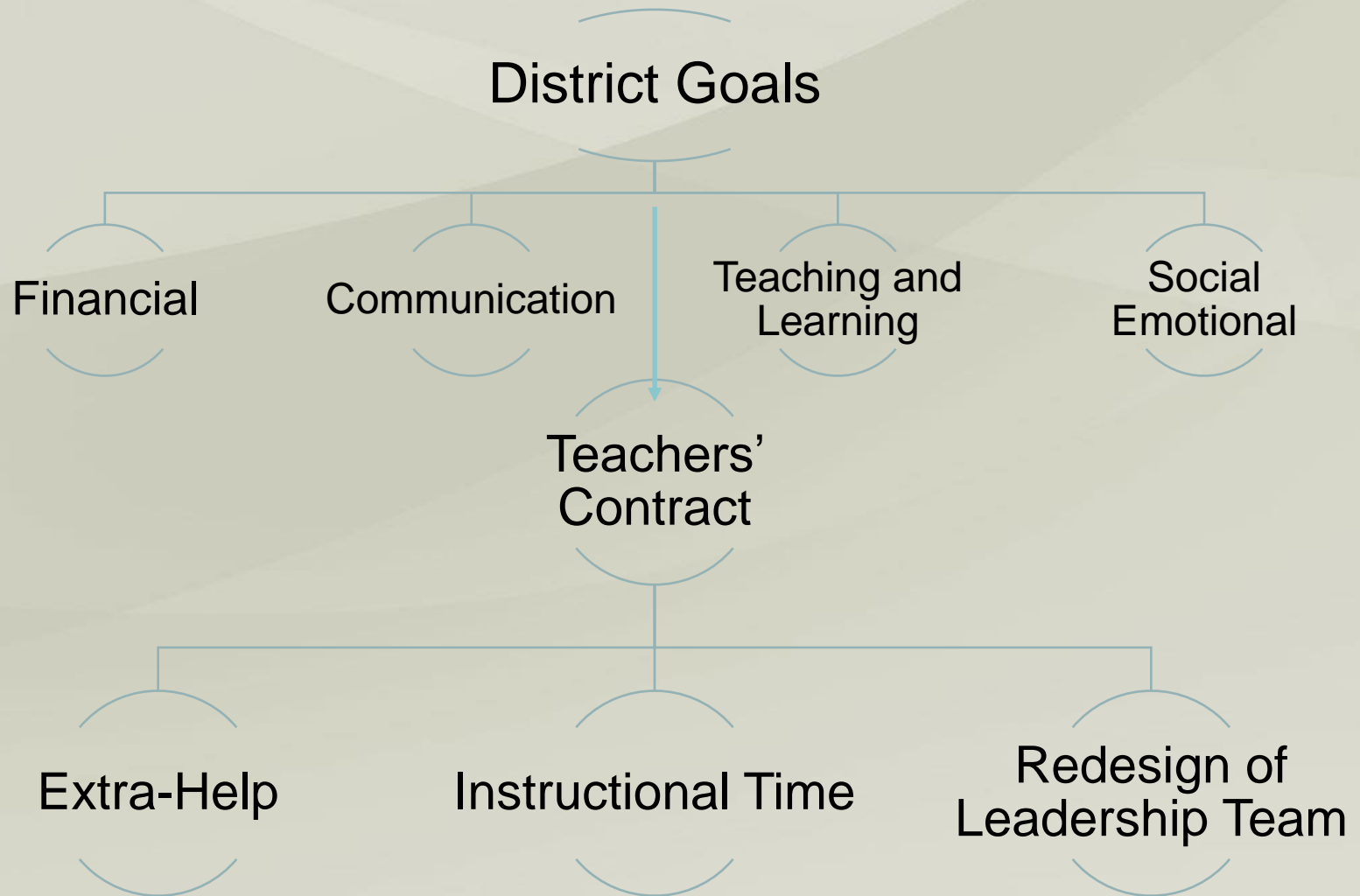
## Extracurricular:

- Harbor School: Math, Technology
- Manor School: Makerspace
- Middle School: Art, American Sign Language
- High School: Mural, Books & Bagels

## Athletics:

- 7<sup>th</sup> Grade Boys Basketball
- 7<sup>th</sup> Grade Girls Basketball
- 7<sup>th</sup> Grade Girls Volleyball
- 7<sup>th</sup> Grade Boys Baseball

# Settling of Teachers' Contract



# Supporting Student Success

## Extra-help

Weekly Elementary and Middle School extra-help sessions consist of 30 minutes

Weekly High School extra-help sessions consist of two 30 minutes sessions and one 20 minute session

## Instructional Time

Additional 50 minutes per week at Seaford High School

Additional 72 minutes per week at Seaford Middle School

## Re-design of Leadership Team

Executive Director for Instructional Technology and STEM is continued

Executive Director for Humanities

Director for Health, Physical Education and Athletics

Assistant Director for Pupil Personnel Services



# State Assessment and Regents Data

# ELA Assessment Grades 3 - 8

Grade	Enrollment	Number of Students Tested	% Tested	% at Level 3 & 4	Nassau Average % at Level 3 & 4
3	154	64	42%	67%	66%
4	178	86	48%	62%	62%
5	164	70	43%	56%	51%
6	184	70	38%	64%	60%
7	178	69	39%	40%	52%
8	175	48	27%	74%	59%

Overall % tested on the 2019 ELA = 39%

# Math Assessment Grades 3 - 8

Grade	Enrollment	Number of Students Tested	% Tested	% at Level 3 & 4	Nassau Average % at Level 3 & 4
3	154	62	40%	60%	69%
4	179	90	50%	67%	67%
5	164	68	41%	71%	61%
6	183	63	34%	76%	63%
7	178	64	36%	62%	58%
8*	125	28	22%	21%	38%

Overall % tested on the 2019 Math = 38%

\*Participation is lower due to students taking the Algebra Regents Exam



# Humanities Regents Exams



English

Global

US History

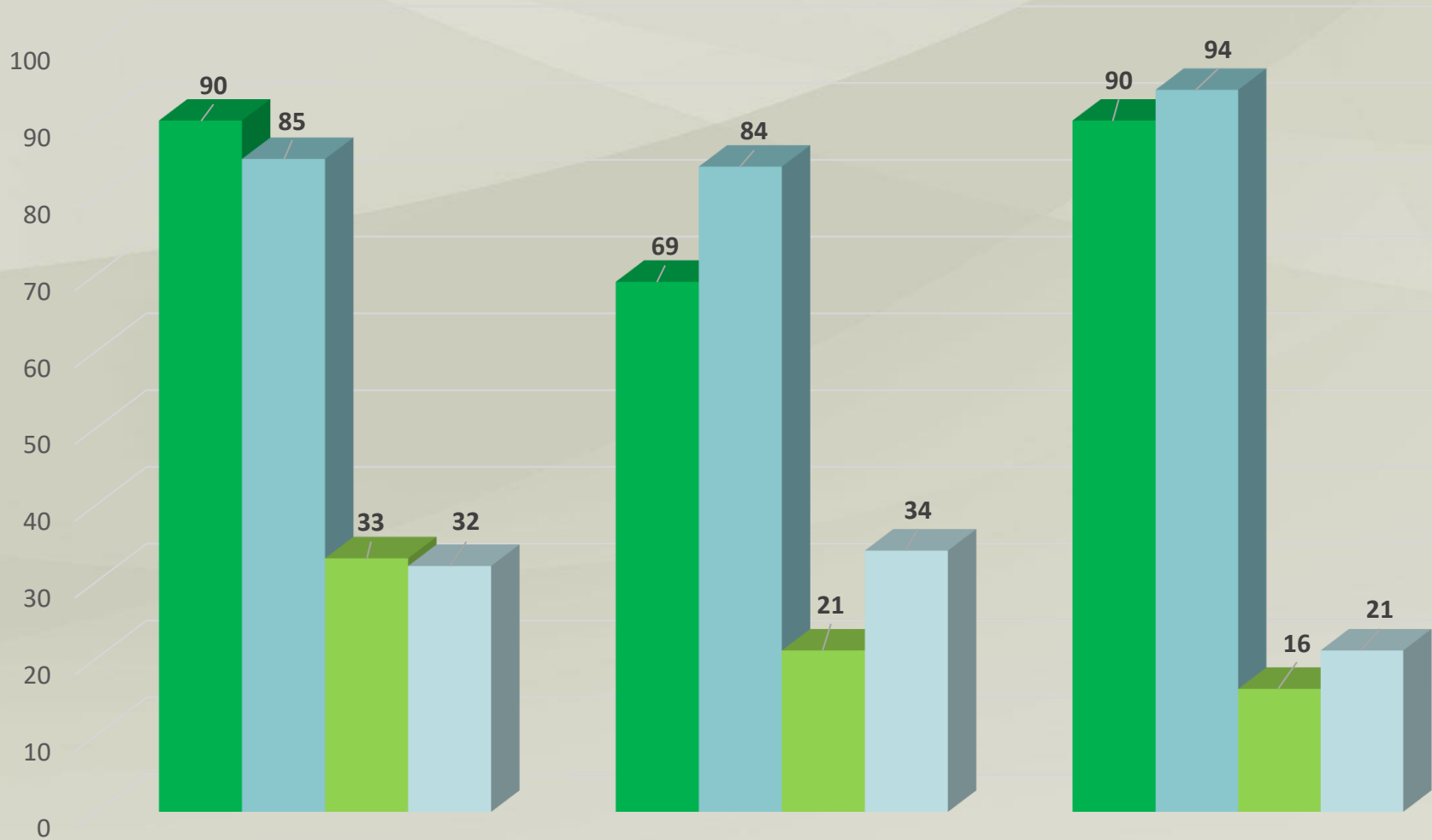
Seaford Passing %

Region Passing %

Seaford Mastery %

Region Mastery %

# Math Regents Exams



Algebra 1

Geometry

Algebra II

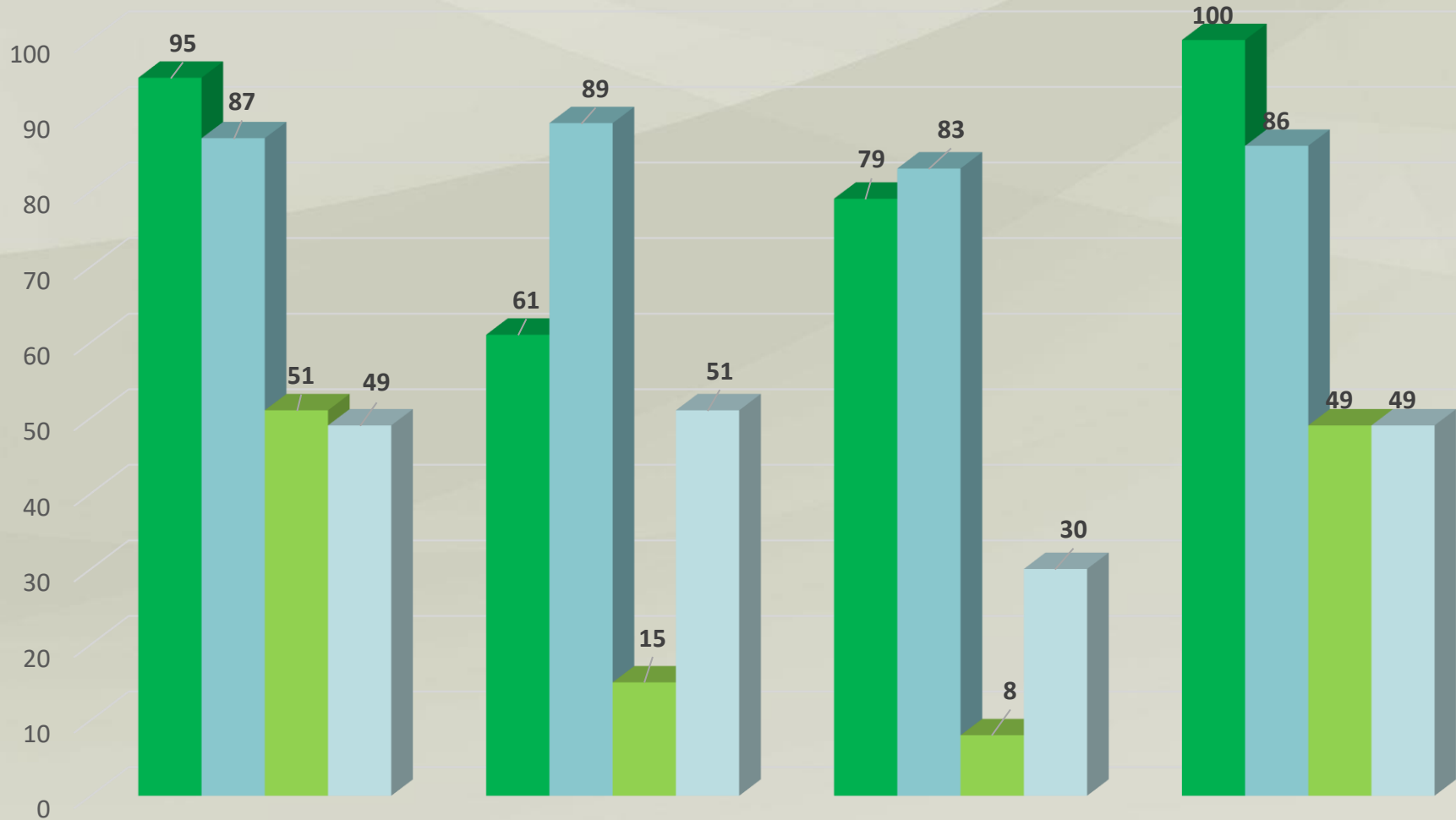
■ Seaford Passing %

■ Region Passing %

■ Seaford Mastery %

■ Region Mastery %

# Science Regents Exams



Liv. Env.

Earth Science

Chemistry

Physics

■ Seaford Passing %

■ Region Passing %

■ Seaford Mastery %

■ Region Mastery %

# Elective Regents Results

Seaford UFSD							Nassau County Region						
			<u>Quality Factor</u>		<u>(Quantity Factor)</u>	<u>Summary</u>				<u>Quality Factor</u>		<u>(Quantity Factor)</u>	<u>Summary</u>
2019 June Regent	Number Taking Exam	Number Passing Exam	% Passing Exam	Average Grade Enrollment 10-12	% Average Grade Enrollment Taking Exam	(% Average Grade Enrollment Passing Exam)	Number Taking Exam	Number Passing Exam	% Passing Exam	Average Grade Enrollment 10-12	% Average Grade Enrollment Taking Exam	(% Average Grade Enrollment Passing Exam)	
Geometry CC	161	113	70%	178	90%	63%	14,296	11,957	84%	16,621	86%	72%	
Algebra II CC	165	149	90%	178	93%	84%	11,920	11,154	94%	16,621	72%	67%	
Chemistry	141	112	79%	178	79%	63%	11,577	9,880	85%	16,621	70%	59%	
Physics	37	37	100%	178	21%	21%	5,464	4,733	87%	16,621	33%	28%	



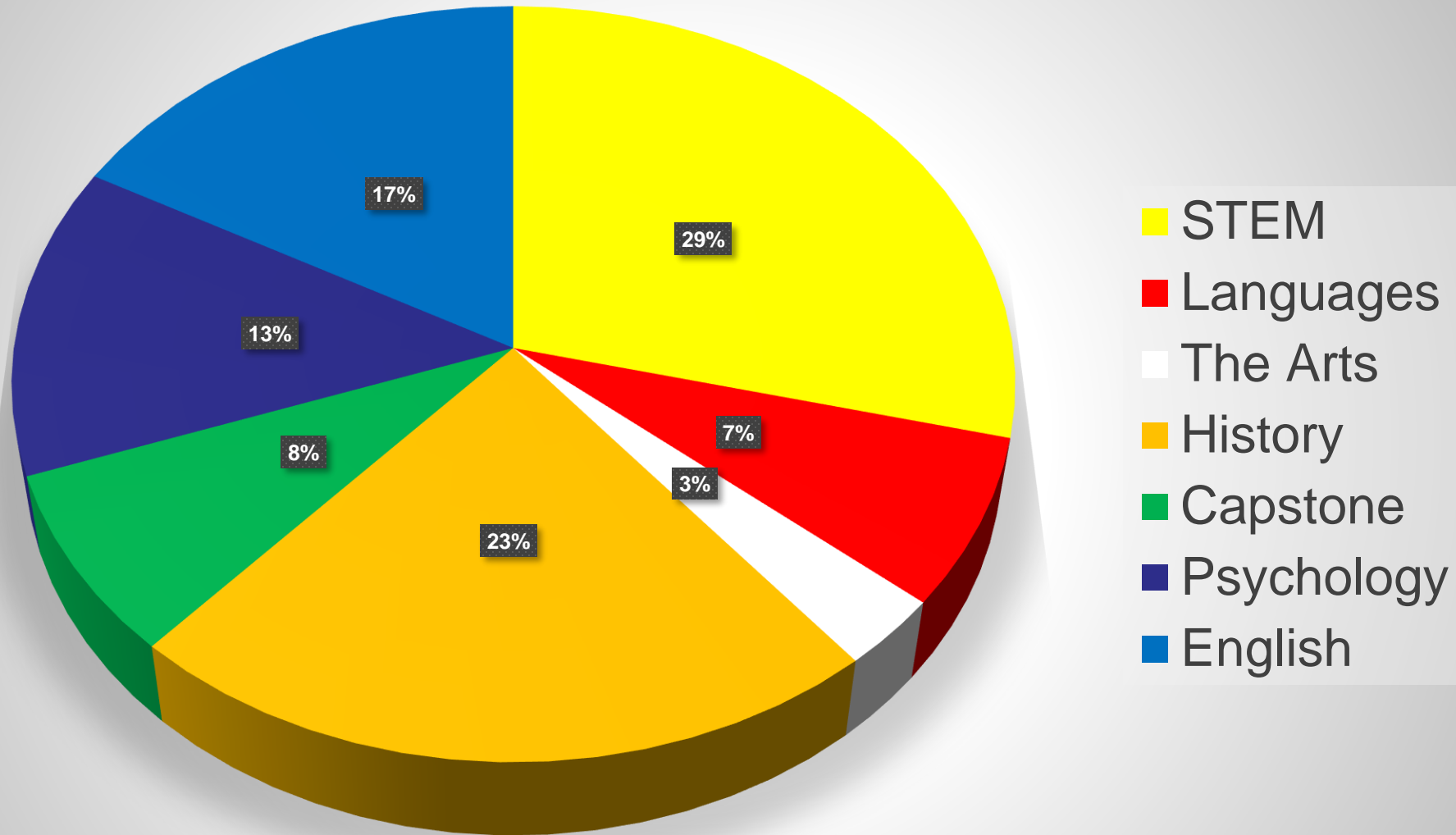
# High School Advanced Placement Data

# AP Course Enrollments 2013 - 2019

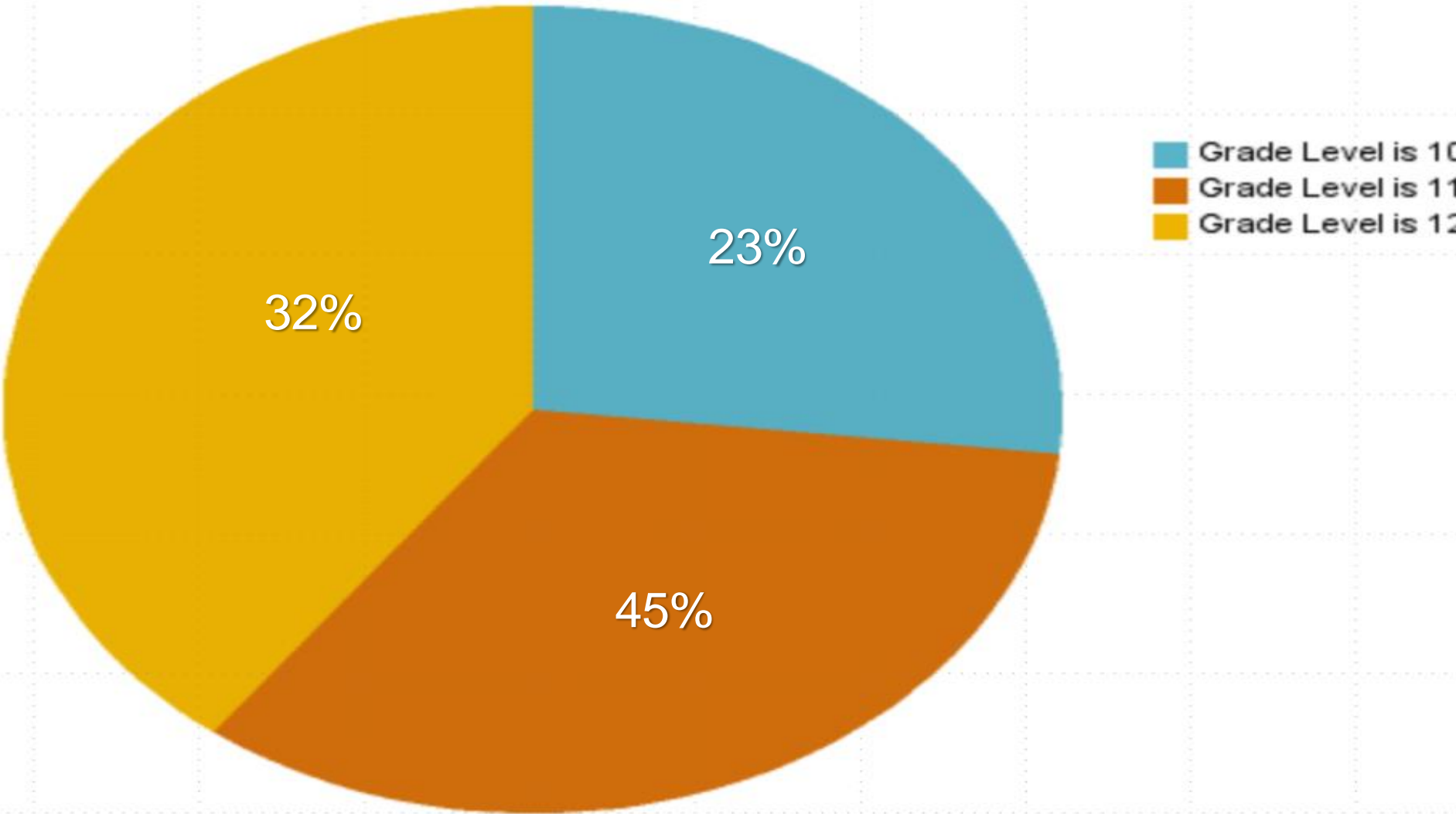




# AP Course Enrollments 2019

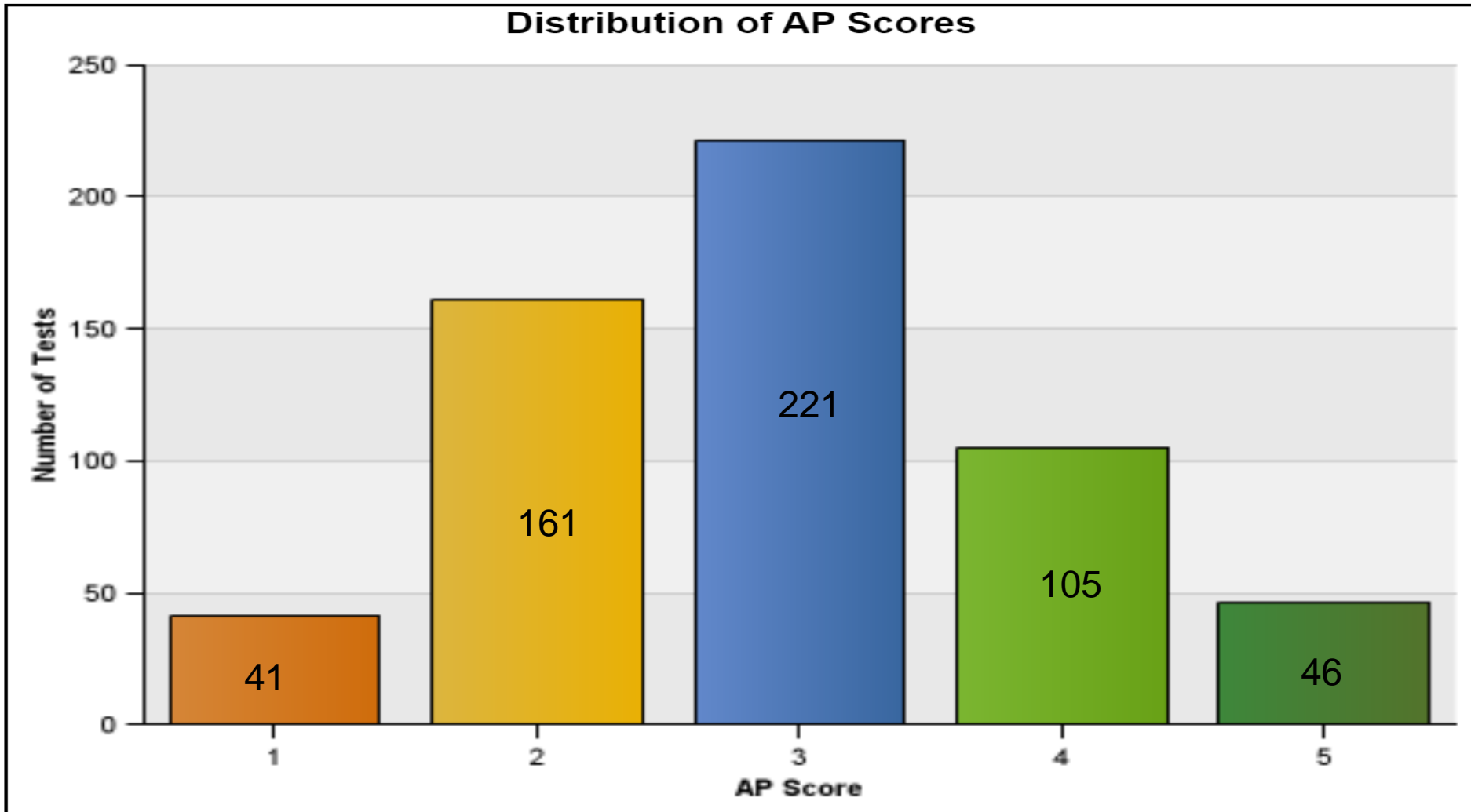


# Number of Tests Taken By Grade Level



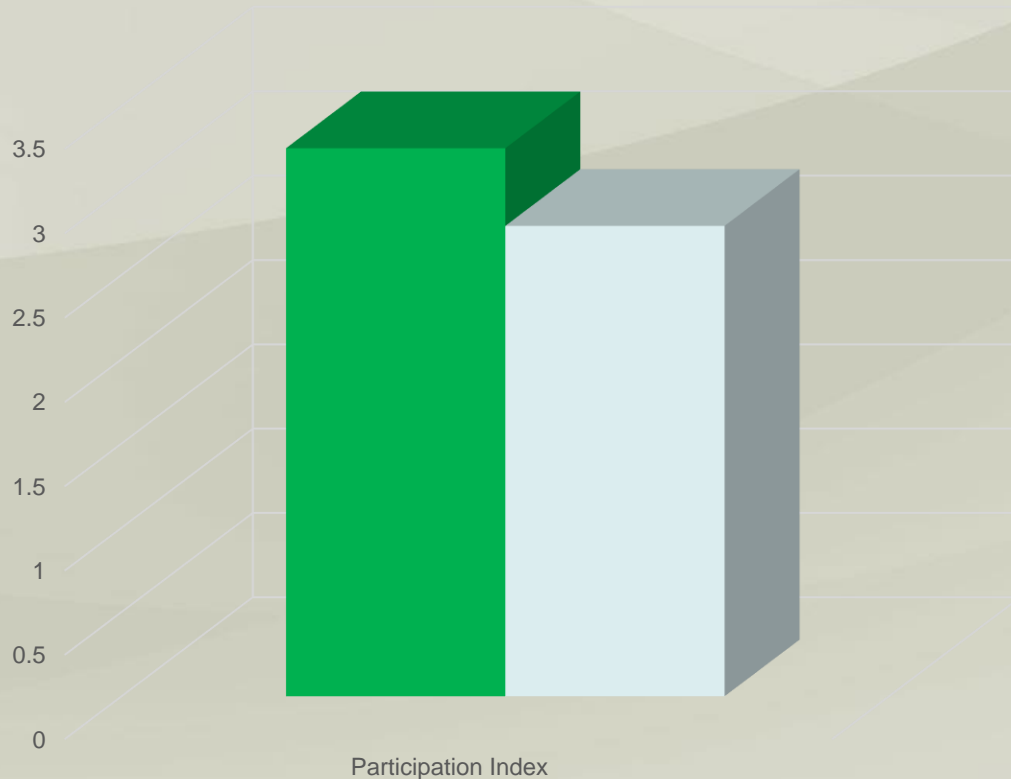
(School Year 2018 - 2019)

# Distribution of AP Scores



(School Year 2018 - 2019)

# AP Placement Summary



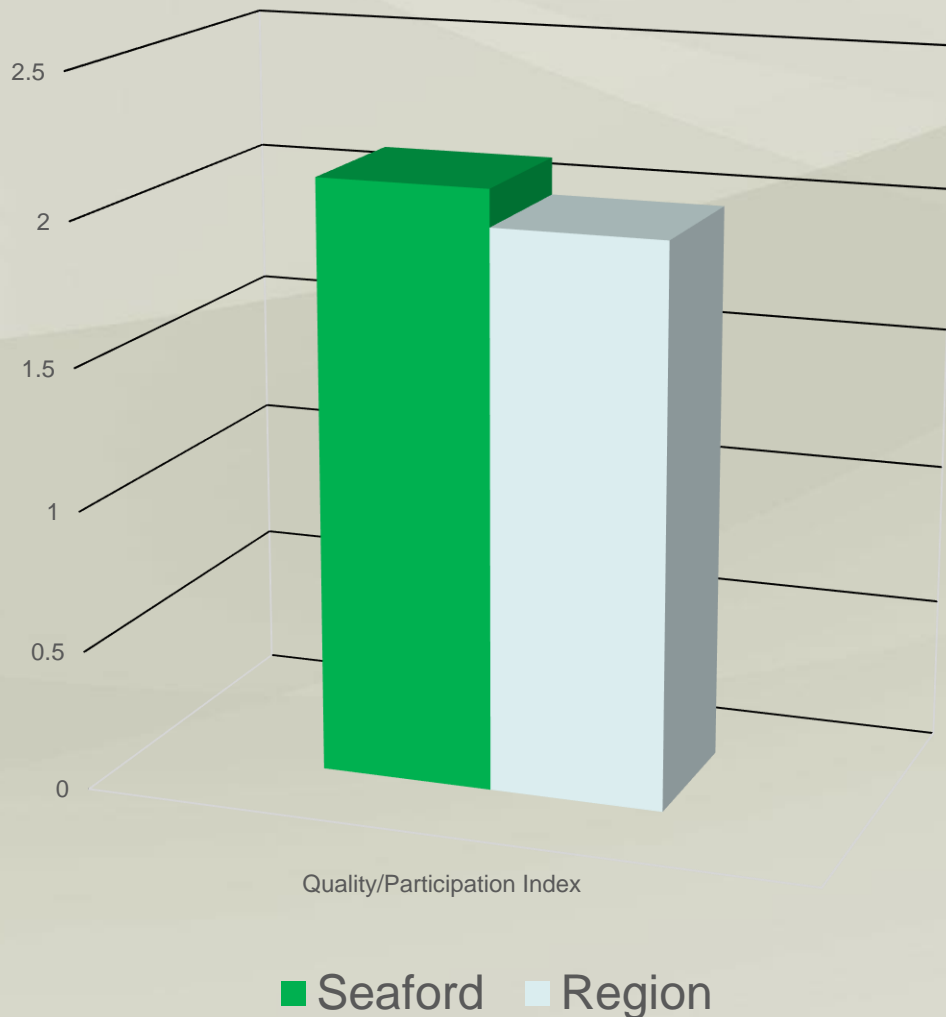
## Participation Index

Total # of Exams taken  
(575) divided by the  
average HS enrollment  
grades 10 - 12 (177)

$$PI = 575/177 = 3.25$$

(School Year 2018 - 2019)

# AP Placement Summary



Quality/Participation Index  
Total # of Exams scoring 3 or higher (373) divided by the average HS enrollment grades 10 - 12 (177)

$$PI = 373/177 = 2.11$$

(School Year 2018 - 2019)

# High School AP Data

2013-19 Advanced Placement Summary Information SHS v. Nassau County (Region)

	2013		2014		2015		2016		2017		2018		2019	
Total Tests Taken*	387		421		396		498		501		509		575	
	SHS	Nassau	SHS	Nassau	SHS	Nassau	SHS	Nassau	SHS	Nassau	SHS	Nassau	SHS	Nassau
Participation Index (Enrollment Tested*)	1.96	2.31	2.17	2.32	2.11	2.52	2.78	2.58	2.91	2.61	2.88	2.79	3.25	2.84
Total Scoring 3,4,5	269	479.4	303	473.4	289	498.8	334	528.8	288	524.1	312	578.2	373	571.1
Quality Index (% Test Takers 3,4,5)	69.50%	71.90%	72.00%	71.30%	73.00%	69.40%	67.10%	69.30%	57.50%	68.60%	61.30%	70.30%	64.90%	69.70%
**Quality/Participation (Enrollment 3,4,5)	1.37	1.66	1.56	1.66	1.54	1.75	1.87	1.79	1.67	1.79	1.76	1.96	2.11	1.98

(School Year 2018 - 2019)



# Class of 2019 enrollment in AP and College Level Courses

113 Students took at least 1 College Level class

70 Students took at least 3 College Level classes

51 Students took at least 5 College Level classes

35 Students took at least 7 College Level classes

17 Students took at least 10 College Level classes

# Pupil Personnel Services Department Highlights

Enhanced  
Continuum of  
Services

Development of  
District-Wide  
Guidance Plan

Continued  
Expansion of  
Assistive Technology

Social-Emotional  
Learning K-12  
Initiative

Least Restrictive  
Environment (LRE)

Highly Specialized  
PD and Team  
Meetings

Mental Health  
Protocol  
Development &  
Implementation

PPS Organizational  
Structure

Specially Designed  
Instruction (SDI)

Career Development  
and Preparation

Home-School  
Connection  
(SEPTA)

In-House Related  
Service Staff

# Full Continuum of Special Education Services District-Wide

**Declassification Supports**

**Related Services**

**Consultant Teacher**

**Combination Consultant Teacher/Resource Room**

**Resource Room (5:1)**

**Integrated Co-Teaching (Collaborative)**

**Special Class (8:1:1; 12:1:1; 15:1)**

**Out of District Placement (NYS Approved Day and Residential; home; hospital)**

# Highlights for Enhancing Practice and Efficiency

- **Increase in mental health initiatives** including the development and implementation of risk assessments and teaming to meet students' social-emotional needs
- **Implementation of the Request for Proposal Process (RFP)** to expedite the acquisition and implementation of special education services
- **Providing highly specialized professional development and department meetings** for staff related to area of practice and expertise: mental health and guidance, elementary special education teachers, high school special education teachers, middle school special education teachers, and related service providers
- **Implementation of District-wide protocols** to improve fidelity and consistency of special education practices: 10-day meetings, distribution of Meeting Summary Sheets, IEP Change Form requests, and use of Aide Justification Form
- **Addition of in-house related service provider:** part-time physical therapist

# Historical Graduation Data

<b>Year</b>	<b># of Graduates</b>	<b>*Graduation Rate</b>
2012	194	95.1%
2013	175	95.2%
2014	191	95.7%
2015	182	94.9%
2016	169	95.5%
2017	176	96.7%
2018	177	97.7%
2019	158	95.8%

\*Graduation rate includes August data

# 4 Year College Acceptances 2019

Most Competitive (8%)	Binghamton, Columbia, Cornell, Dickinson, Duke, Fordham George Washington, NYU, Northeastern, RPI, Stevens Institute of Technology, Stony Brook, Union, Vanderbilt, Wellesley
Highly Competitive (8%)	U of C Davis, U of C Santa Barbara, Clark, Clarkson, Miami (Ohio), Tulane, U of North Carolina, Ohio State University, Penn State, St Johns, Trinity
Very Competitive (13%)	Bryant, Catholic University, U of Central Florida, U of Texas, U of Delaware, Drexel, George Mason, Ithaca, Loyola, Marist, U of Maryland, Marymount, U of Massachusetts, Muhlenburg, U of New Hampshire, Pratt, Salisbury, U of Scranton, Stetson, SUNY ESF, Geneseo, Susquehanna, Syracuse, Towson
Competitive (71%)	Adelphi, Albany, Albright, Alfred, Arcadia, Castleton, Coastal Carolina, College of St Rose, Colorado State, East Carolina, East Stroudsburg, Farmingdale, Florida Atlantic, Florida Gulf Coast, High Point, Hofstra, LIU, Manhattan, Molloy, Monmouth, New Paltz, NYIT, Old Dominion, Pace, U of Pittsburgh, Purchase, Queens College, Quinnipiac, U of Rhode Island, Sacred Heart, Seton Hall, Siena

\*Sample Acceptances



# Seaford High School Identified as a Recognition School

SHS was named a 2018-19 New York State Recognition School for High Achievement and High Progress.

New York State considers over 4,400 public schools in 900+ districts and names Recognition Schools based upon high achievement and high progress. This year, NYS chose 562 schools, with 67 on Long Island.



# Social Emotional Learning and Safety

## Lions Quest

- K-12 Training & start of program 2018-19
- Aligns with mental health mandate (Ed. Law 804, Comm. Reg. 135.3)
- Full K-12 implementation 2019-20

## Habits of Mind

- Superintendent's Conference Day
- Assemblies
- Students teaching students
- Embedded classroom activities

## Guidance Program

- Revised Guidance Plan in accordance with NYSED Reg. 200.1(i)
- Additional Middle School Counselor
- Chairperson of Guidance 9-12
- Chairperson of Guidance K-8

## School-based SEL Programs

- Start with Hello
- Sweethearts and Heroes
- Anti-Bully Drills
- Beautiful Me
- Advisory Program
- SEL Exploratory Courses
- Nassau County Youth Wellness Summit
- LI Crisis Center Presentations
- Mindfulness Programs



# Security Enhancements

Employee and  
Student  
Lanyards

Visitor  
Management  
System

Anonymous  
Alerts

Rave Application

Additional  
Cameras

Lockdown  
System with  
Strobe Lights

Use of Facilities  
Training  
Sessions

Additional  
Security Guards

Video Intercom

Signage at All  
Buildings

NCPD  
Homeland  
Security

Transportation  
with Neighboring  
Districts

# Facilitating Communication





# Communication



District Webpage



Multiple District  
Twitter Accounts



Seaford Spotlight

