

STATE OF THE DISTRICT

PRESENTED BY: DR. ADELE PECORA AND MR. JOHN STRIFFOLINO

OCTOBER 5, 2017



BOARD OF EDUCATION GOALS 2017-18

Financial

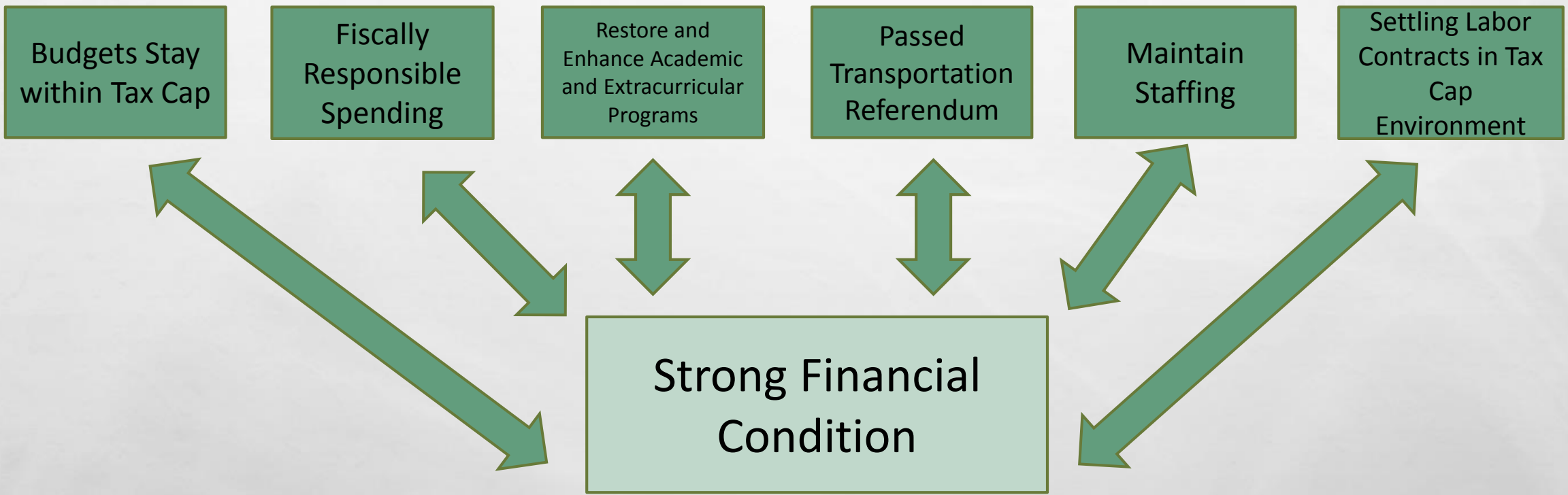
- Create a fiscally responsible and operationally efficient budget that maintains and enhances the integrity of all programs

Teaching and Learning

- Provide a positive, safe and enriched learning environment for all of our students that promotes student growth

Communication

- Enhance communication systems to ensure the open flow of information with all stakeholders



Budgets Stay within Tax Cap

Fiscally Responsible Spending

Restore and Enhance Academic and Extracurricular Programs

Passed Transportation Referendum

Maintain Staffing

Settling Labor Contracts in Tax Cap Environment

Strong Financial Condition

STRONG FINANCIAL CONDITION

INTERNAL INDICATORS

- STAY WITHIN ALLOWABLE TAX LEVY LIMIT
- COMMITMENT TO FUNDING RESERVES
- FOLLOW GUIDANCE FROM SED AND OSC

EXTERNAL INDICATORS

- STRONG MOODY'S RATING – RECENT UPGRADE TO AA3
- POSITIVE AUDIT REPORTS (EXTERNAL, INTERNAL, OSC)
- NYS COMPTROLLER'S FISCAL STRESS - "NO DESIGNATION"
- REFUNDING OF SERIAL BONDS - \$1,249,828 SAVINGS

TEACHING AND LEARNING

**TC Reading &
Writing
Workshops**

**Enhanced
STEAM
Activities**

Class Size

**Professional
Development
Opportunities**

**Personal Digital
Learning
PDL**

AP Capstone

**AP and College
Level Classes**

**Expansion of
Science
Research
Program**

**Office 365
Collaborative
Platform**

**12th Grade
English Electives**

**Middle School
Robotics and
Coding Course**

**Middle School
Exploratory
Classes**

**ELA and FLACS
Curriculum
Writing**

**7th Grade
World Language**

6th Grade Math

**Social and
Emotional
Learning**

**Community
Service Projects**

**Clubs and
Activities**

**Restoration and
Expansion of
Athletic Teams**

Growth Mindset

ELEMENTARY CURRICULUM ENHANCEMENTS

- IMPLEMENT TEACHERS COLLEGE READING & WRITING WORKSHOP
- INCREASED STEAM ACTIVITIES
- MAINTAIN CLASS SIZES
- PROVIDE PROFESSIONAL DEVELOPMENT
- ADD MORE PERSONAL DIGITAL DEVICES FOR STUDENTS
- PROMOTE GROWTH MINDSET
- CONTINUE TO PROVIDE COMMUNITY SERVICE OPPORTUNITIES
- EDUCATE THE WHOLE CHILD THROUGH CHARACTER EDUCATION

SEAFORD MIDDLE SCHOOL CURRICULUM ENHANCEMENTS

- PROVIDE ADDITIONAL INSTRUCTIONAL TIME FOR 6TH GRADE MATH
- MODIFIED 7TH GRADE LANGUAGE PROGRAM TO PROVIDE CONTINUITY
- TRANSFORMED 8TH GRADE TECHNOLOGY COURSE TO INCLUDE CODING AND ROBOTICS
- CREATED NEW EXPLORATORY COURSES
- CONTINUE TO VALUE THE WHOLE CHILD: ATHLETICS, ACTIVITIES, CHARACTER EDUCATION AND COMMUNITY SERVICE
- IMPLEMENT PERSONAL DIGITAL LEARNING DEVICES
- PROVIDE CONTINUOUS PROFESSIONAL DEVELOPMENT

SEAFORD HIGH SCHOOL CURRICULUM ENHANCEMENTS

- EXPAND ADVANCED PLACEMENT AND COLLEGE LEVEL COURSES
- ADDED INTEGRATED CO-TAUGHT COURSES FOR MORE SUBJECTS
- GROW SCIENCE RESEARCH PROGRAM
- DEVELOP NEW 12TH GRADE ENGLISH ELECTIVES
- ENHANCE WORLD LANGUAGE CURRICULUM
- IMPLEMENT PERSONAL DIGITAL LEARNING
- PROVIDE CONTINUOUS PROFESSIONAL DEVELOPMENT
- CONTINUE TO VALUE THE WHOLE CHILD: ATHLETICS, ACTIVITIES, CHARACTER EDUCATION AND COMMUNITY SERVICE

ELA GRADE 3-8

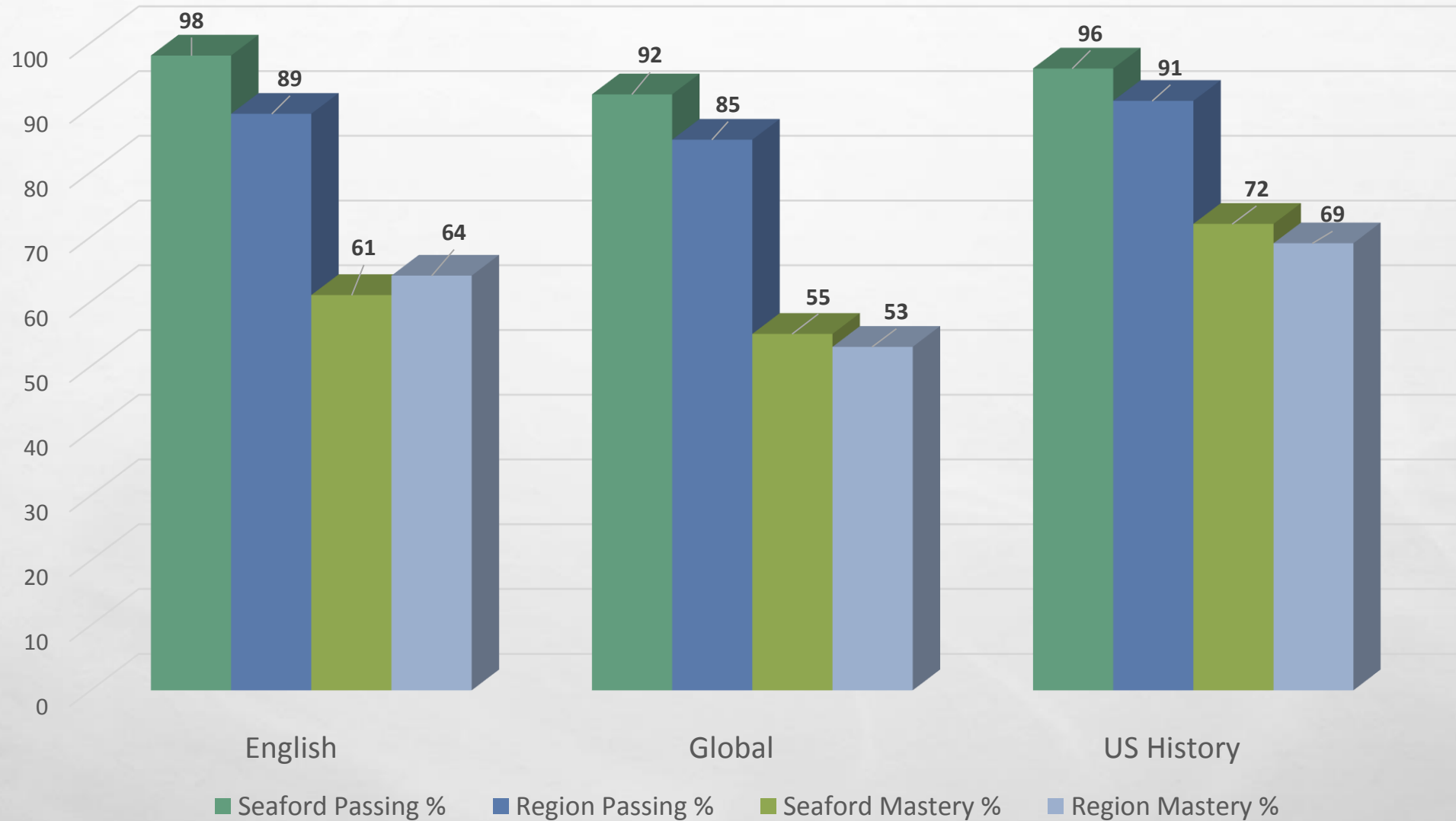
Grade	Tested/Not Tested	% Tested	% at Level 3 & 4	Nassau Average % at Level 3 & 4
3	62/85	42%	65	57.5
4	56/118	34%	57	55.6
5	61/111	35%	54	48.4
6	46/124	27%	48	44.8
7	49/144	25%	49	55.1
8	45/140	24%	71	55.7

On average, 3 out of 10 students took the ELA assessment

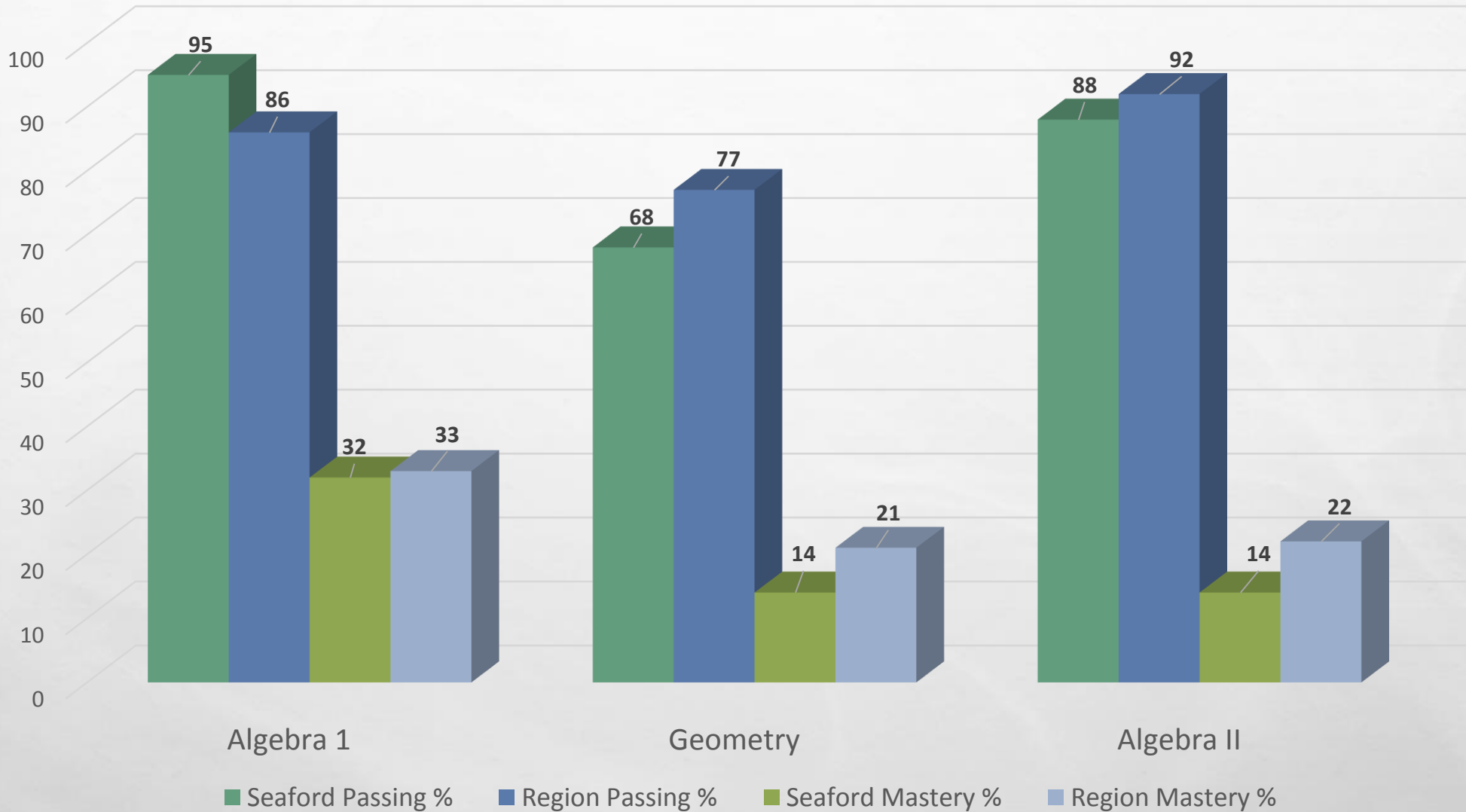
MATH 3-8

Grade	Tested/Not Tested	% Tested	% at Level 3 & 4	Nassau Average % at Level 3 & 4
3	69/78	47%	58	60.4
4	54/121	31%	63	58.2
5	60/113	35%	60	57.7
6	46/124	27%	67	57.7
7	45/148	23%	64	54.7
8	20/106	16%	20	20.6

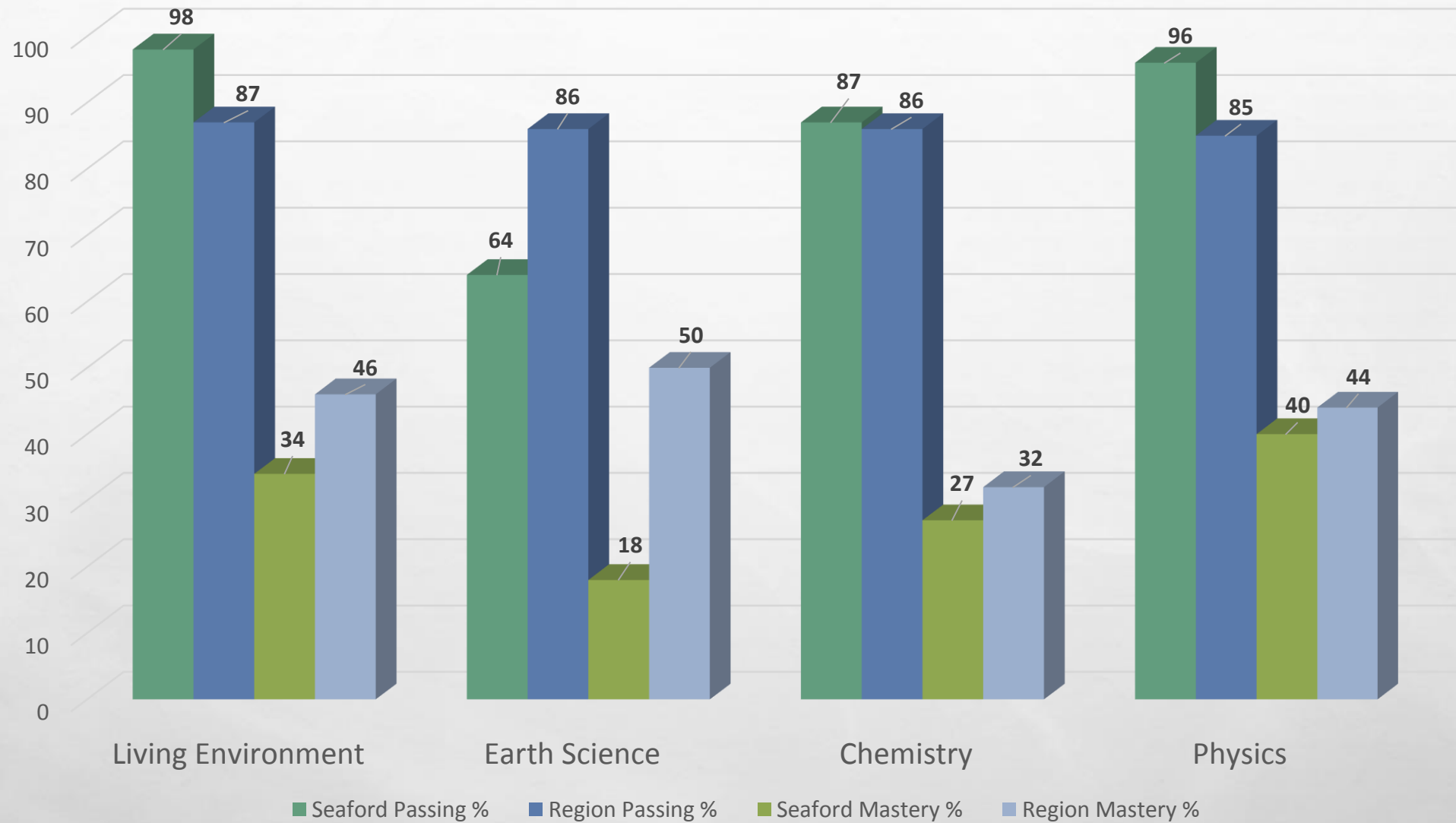
On average, 3 out of 10 students took the ELA assessment



ELA & SOCIAL STUDIES REGENTS EXAMS



MATH REGENTS EXAMS



SCIENCE REGENTS EXAMS

REGENTS DATA REVEALS THAT SEAFORD STUDENTS ARE DOING WELL:

- PASSING RATES EXCEED THE COUNTY AVERAGE ON ALGEBRA, ENGLISH, GLOBAL HISTORY, LIVING ENVIRONMENT, PHYSICS AND US HISTORY
- WE HAVE MORE STUDENTS TAKING ALGEBRA II AND GEOMETRY REGENTS EXAMS AS A PERCENTAGE OF OUR ENROLLMENT THAN OTHER SCHOOL DISTRICTS IN NASSAU COUNTY
- EARTH SCIENCE DATA IS SKEWED BECAUSE STUDENTS CHOSE OTHER PHYSICAL SCIENCE COURSES AND OUR 8TH GRADE STUDENTS TAKE LIVING ENVIRONMENT AND NOT EARTH SCIENCE

ELECTIVE REGENTS RESULTS 2017

Seaford High School							Nassau County Region						
2017 June Regent	Number Taking Exam	Number Passing Exam	(Quality Factor)	Average Grade Enrollment 10-12	(Quantity Factor)	Summary	Number Taking Exam		Number Passing Exam	(Quality Factor)	Average Grade Enrollment 10-12	(Quantity Factor)	Summary
			% Passing Exam		% Average Grade Enrollment Taking Exam	(% Average Grade Enrollment Passing Exam)				% Passing Exam		% Average Grade Enrollment Taking Exam	(% Average Grade Enrollment Passing Exam)
Geometry CC	171	114	67%	175	98%	65%	14,071	10,903	77%	16,735	84%	65%	
Algebra II CC	145	128	88%	175	83%	73%	10,779	9,934	92%	16,735	64%	59%	
Chemistry	130	113	87%	175	74%	65%	11,179	9,566	86%	16,735	67%	57%	
Physics	47	45	96%	175	27%	26%	6,077	5,192	85%	16,735	36%	31%	

EXPANDING EQUITY AND EXCELLENCE

AP

Computer Science Principles
English Literature
Language & Composition
Capstone
Seminar
Psychology
Art
Global History
US History
World Geography

Spanish
French
Calculus AB
Calculus BC
Statistics
Biology
Environmental Science
Physics
Chemistry
Music Theory II

SUPA

Participation in Government
Economics

CW POST

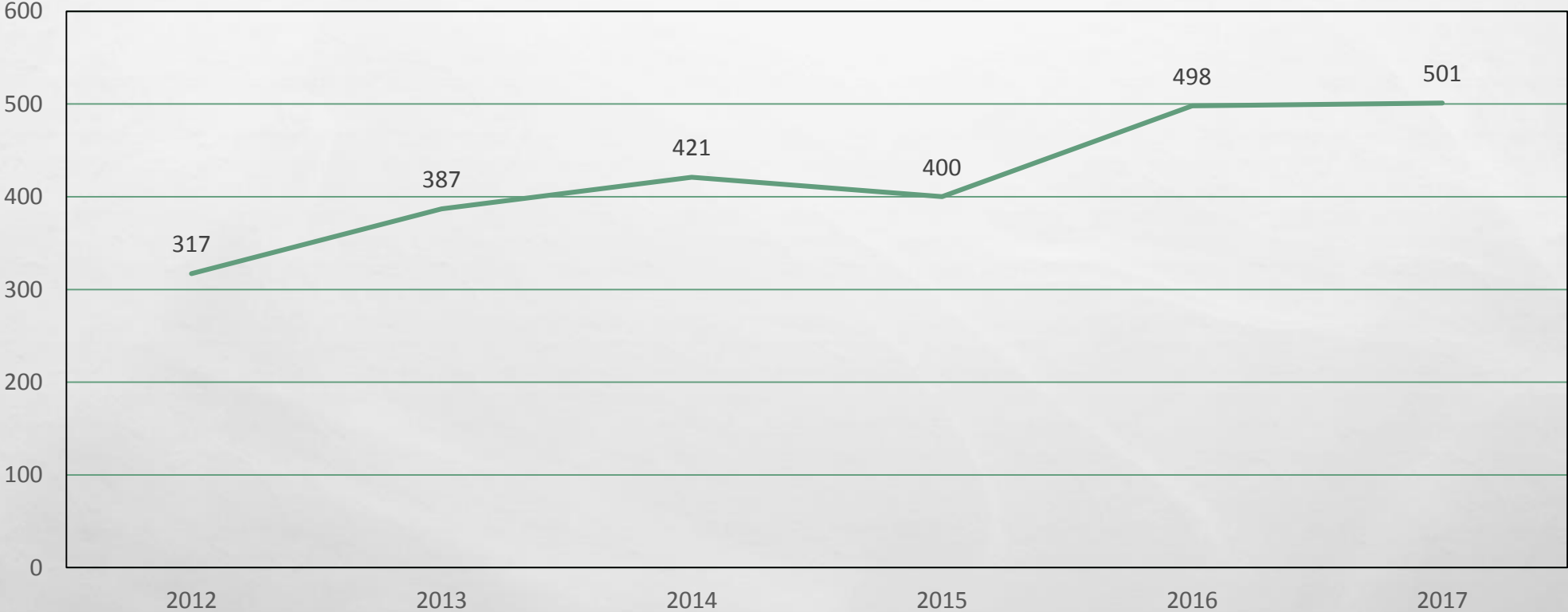
College Accounting

SUNY FARMINGDALE

Computer Science

THE CLASS OF 2017 TOOK ADVANTAGE OF THE OPPORTUNITY TO TAKE COLLEGE/AP COURSES

— AP Exams Administered



THE CLASS OF 2017 TOOK ADVANTAGE OF THE OPPORTUNITY TO TAKE COLLEGE/AP COURSES

- **114** STUDENTS TOOK AT LEAST 1 COLLEGE LEVEL CLASS
- **75** STUDENTS TOOK AT LEAST 3 COLLEGE LEVEL CLASS
- **55** STUDENTS TOOK AT LEAST 5 COLLEGE LEVEL CLASS
- **32** STUDENTS TOOK AT LEAST 7 COLLEGE LEVEL CLASS
- **9** STUDENTS TOOK AT LEAST 10 COLLEGE LEVEL CLASS

GRADUATION RATE CONTINUES TO RISE

Year	# of Graduates	Graduation Rate	% of Regents Diplomas with Advanced Distinction
2012	194	94.63%	68.04%
2013	175	92.59%	63.43%
2014	191	91.83%	67.02%
2015	182	92.86%	59.34%
2016	169	94.94%	58.58%
2017	176	96.17%	66.48%

STUDENTS ATTENDING 2YR/4YR COLLEGE

Year	2 Year College	4 Year College
2012	25%	68%
2013	28%	61%
2014	26%	67%
2015	31%	59%
2016	23%	69%
2017	24%	71%

COLLEGE ACCEPTANCES

OUR STUDENTS WERE ACCEPTED TO 162 COLLEGES, SOME OF WHICH INCLUDE:

MOST COMPETITIVE COLLEGES : **7.94%**

- CORNELL UNIVERSITY, COLGATE UNIVERSITY, BOSTON COLLEGE, RENSSELAER POLYTECHNIC INSTITUTE, NORTHWESTERN UNIVERSITY, SUNY BINGHAMTON, SUNY STONY BROOK, FORDHAM UNIVERSITY, STEVENS INSTITUTE OF TECHNOLOGY

HIGHLY COMPETITIVE COLLEGES: **5.73%**

- PENN STATE, UNIVERSITY OF PITTSBURGH, UNIVERSITY OF FLORIDA, THE COLLEGE OF NEW JERSEY, ROCHESTER INSTITUTE OF TECHNOLOGY, UNIVERSITY OF VERMONT, TULANE UNIVERSITY, AMERICAN UNIVERSITY, BARUCH COLLEGE OF THE CUNY, UNIVERSITY OF CONNECTICUT

VERY COMPETITIVE COLLEGES: **13.97%**

- CUNY HUNTER COLLEGE, FAIRFIELD UNIVERSITY, SYRACUSE UNIVERSITY, UNIVERSITY OF SCRANTON, BRYANT UNIVERSITY, DREXEL UNIVERSITY, LOYOLA UNIVERSITY, MARIST COLLEGE, SUNY CORTLAND, TOWSON UNIVERSITY

COMPETITIVE: **60.44%**

- UNIVERSITY OF RHODE ISLAND, SUNY ONEONTA, IONA COLLEGE, QUINNIPIAC UNIVERSITY, SACRED HEART UNIVERSITY, ADELPHI UNIVERSITY, HOFSTRA UNIVERSITY, SUNY FARMINGDALE, ST. JOHNS UNIVERSITY, PACE UNIVERSITY

LESS COMPETITIVE AND NONCOMPETITIVE: **11.02%** SOUTHERN CONNECTICUT STATE UNIVERSITY, COLLEGE, BLOOMSBURG UNIVERSITY, NASSAU COMMUNITY COLLEGE, SUFFOLK COMMUNITY COLLEGE, QUEENSBOROUGH COMMUNITY COLLEGE

COMMUNICATION ENHANCEMENTS

New Phone
System

New
Website

Texting
Feature to
Shout Point

Office 365

Parent
Technology
Workshops

Secondary
Academic and
College Planning
Workshops

Spotlight
And School
Newsletters

Elementary
Parent
University and
Book Talks

Twitter

Public
Relations
Specialist



TECHNOLOGY COMMUNICATION



- VOIP SYSTEM – SAVES \$18,000 PER YEAR AND PROVIDES ADDITIONAL FEATURES:
 - VOICEMAIL TO EMAIL
 - ADDITIONAL VOICEMAIL BOXES
 - CALL FORWARDING FEATURES AND INTEGRATION WITH OUTLOOK
- NEW WEBSITE – MORE USER-FRIENDLY
 - MAIN PHONE NUMBERS LISTED AT THE BOTTOM OF EACH PAGE
 - AN EASY TO FIND DIRECTORY AND CALENDAR OF EVENTS
 - E-ALERTS FOR THOSE THAT HAVE REGISTERED WITH THE WEBSITE
- SHOUT POINT – ALLOWS FOR MASS COMMUNICATION
 - PHONE, EMAIL AND PROCESS INBOX ON PARENT PORTAL
 - LOOKING TO ADD TEXTING FEATURE




ELEMENTARY PARENT UNIVERSITIES AND BOOK TALKS



- SEAFORD HARBOR BOOK TALK : WOODEN A LIFETIME OF OBSERVATIONS AND REFLECTIONS ON AND OFF THE COURT
- SEAFORD MANOR BOOK TALK: MINDSET: THE NEW PSYCHOLOGY OF SUCCESS
- TEACHERS COLLEGE READING AND WRITING WORKSHOP PARENT UNIVERSITY

SCHOOL TO HOME CONNECTION



Twitter

- EXPAND OUR PATHWAYS OF COMMUNICATION WITH OUR FAMILIES AND COMMUNITY MEMBERS
- ENHANCE DIGITAL MODES OF COMMUNICATION
- PROVIDE INFORMATION IN A TIMELY MANNER

BurZer's Monthly Newsletter



Fall is Here!!!

Fall is finally here! We are excited to let all the fall activities begin. Whether you are spending time with your family raking leaves, picking pumpkins, or planning your Halloween costume, it is always a great time to read some great books and write some great stories! We can't wait for all the October Happenings at the Harbor and look forward to the Halloween Parade!!!

What's Happening at the Harbor?

- Our Monthly Read Aloud is Spaghetti in a Hot Dog Bun by Maria Dismondi.
- We are planning the events for Red Ribbon Week which will take place on October 23rd through October 27th. More information about this week will soon follow.

Important Dates to Remember

- October 2nd - Harbor PTA Meeting - 7:45pm
- October 6th - Harbor Wizards In School Assembly
- October 6th - Fall Festival
- October 13th - Manor/Harbor Wizards Night - 7:00pm
- October 17th - Fire and Safety Assemblies
- October 18th - The Energized Guyz Assembly
- October 23rd - October 27th - Red Ribbon Week
- October 25th - Unity Day

Halloween Costume Information

We invite all students to wear their costumes on Tuesday, October 31st. Please make sure your child does not bring in any accessories that resemble a weapon. Also, we need to see your child's faces so please do not wear any masks!

WAIT UNTIL YOU SEE MR. BURKE AND MS. SCHOZER'S COSTUMES!!!

Seaford Education Spotlight

A message from the Superintendent

I hope you all have been able to enjoy these first few weeks of summer. I would like to take this moment to express how honored and excited I am to serve as your Superintendent of Schools, although my first official day as the superintendent

was July 1, 2017. I have been fortunate to spend time in the District over the last few weeks visiting schools, attending school activities, and meeting with faculty and administrators. Throughout this time, I was thoroughly impressed with the professionalism, openness and pride which emanated from all Seaford employees. I am humbled and grateful for the warm messages from the entire Seaford community and I look forward to getting to know the students, parents, faculty and staff over the next months.

I would like to share with you a little bit about myself and my family. My three children have grown up in Monroeville. My oldest daughter, Leten, recently graduated from SUNY Cortland and will be attending Southern College Graduate University to earn her Master's degree in Special Education and Instructional Leadership Studies. Christopher is my second child and he has finished his first year at Drexel College where he plans to become an engineer. My youngest daughter, Gabriella, is my first grandchild and she will be a Junior at Monroeville High School in September. Professionally, I have worked in social studies teacher, curriculum specialist, principal, director of curriculum and an assistant superintendent. In all of these roles, I have realized the importance of building relationships and I look forward to developing similar ties to the Seaford community.

The summer has already been a busy time as we are preparing for the new school year. There are

Seaford marks educational milestones

Seaford marks educational milestones on high as Seaford students at the elementary, middle and high school levels achieved their educational milestones with commendable scores on the state tests, recognition, and overall performance. During the 2016 Annual Commencement Services at Nazim Community College, 162 high school seniors, dressed in green and white caps and gowns, received their diplomas. The ceremony was held at the Seaford High School gymnasium. The ceremony was held at the Seaford High School gymnasium. The ceremony was held at the Seaford High School gymnasium.

Seaford High School moves up list of most challenging schools. Seaford High School has climbed to the ranks, according to The Washington Post's annual list of America's Most Challenging High Schools. Out of 2,423 high schools in 12 states across the country that made the list, Seaford ranked 76 nationally and improved significantly in the New York State ranking, climbing from number 86 last year to number 67.

The Washington Post ranks high schools through an index formula that is a single ratio of the number of Advanced Placement (AP), International Baccalaureate and Advanced International Certificate of Education tests given at a school each year, divided by the number of seniors who graduated that year.



