

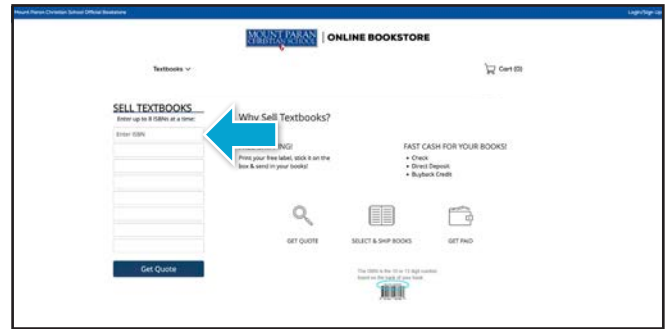
HOW TO SELL TEXTBOOKS ONLINE

1



Go to **mtparanschool.ecampus.com** and select **Sell Now** from the Sell Textbooks block.

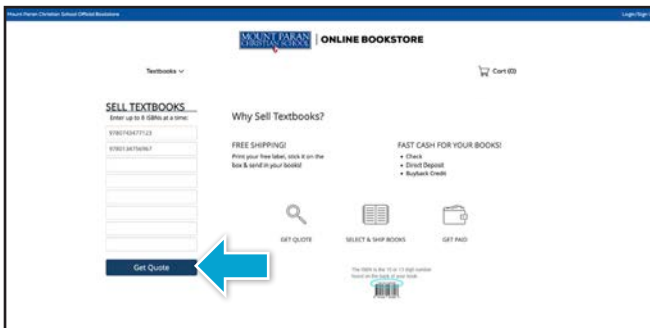
2



Enter the ISBNs for each textbook you would like to receive a quote for into the boxes on the left side of the screen.

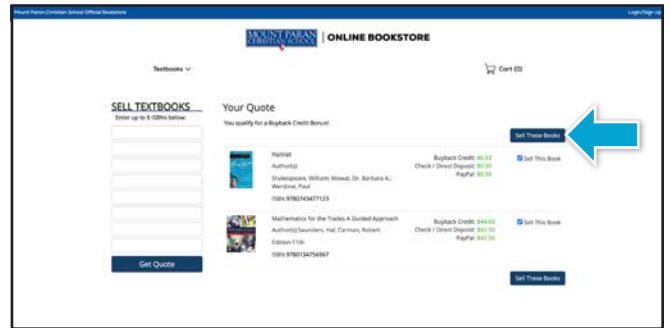
* The ISBN is the 10 or 13 digit number found on the back of your book.

3



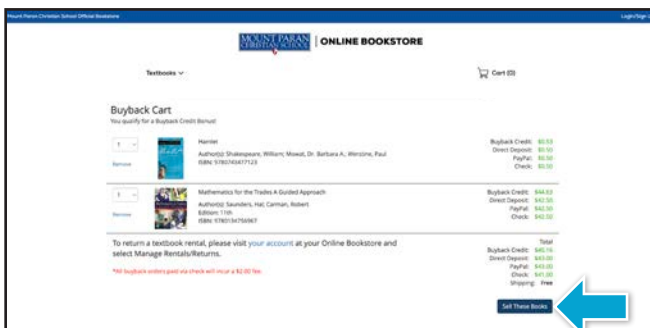
Once you have entered up to 8 ISBNs, select the **Get Quote** button to receive a pricing quote for the items entered.

4



After receiving your quote, you can select which books you would like to sell, and which books you would like to keep. Once your selections have been made, select **Sell These Books**, and you will be taken to your **Buyback Cart**.

5



Now that you have selected your books, you can select **Sell These Books**.

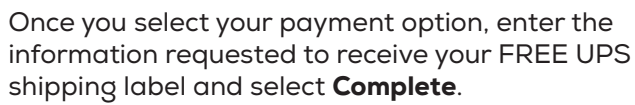
6



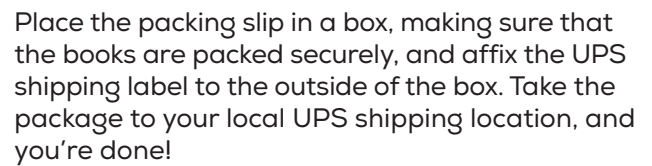
Next you will be asked to **Select Payment Option**.

QUESTIONS?

k12support@ecampus.com or 844-523-8980



8



mtparanschool.ecampus.com

k12support@ecampus.com or 844-523-8980