

# Five-Year Survey Class of 2019

## Presentation

Survey Administered

January 2024

Compiled by Jeff Cimmerer  
and the PCSD Data Team



# Five Year Survey – Class of 2019

Communicated with counselors from both high schools to review the survey process

(January 2024)

The 5-Year survey was distributed to the class of 2019 via Naviance as the communication tool while using Survey Monkey as the data collection tool

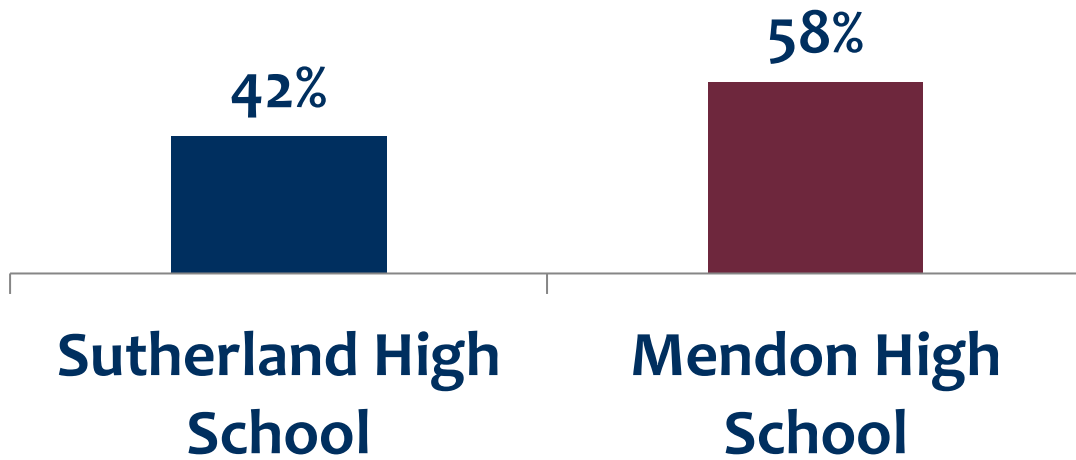
(January 2024)

One reminder was sent via email through the counselors using Naviance



# Five-Year Survey - High School Representation

From which Pittsford School did you graduate?



*Percent of self-selected sample responses*

Received **60** responses:

SHS responses = **25**

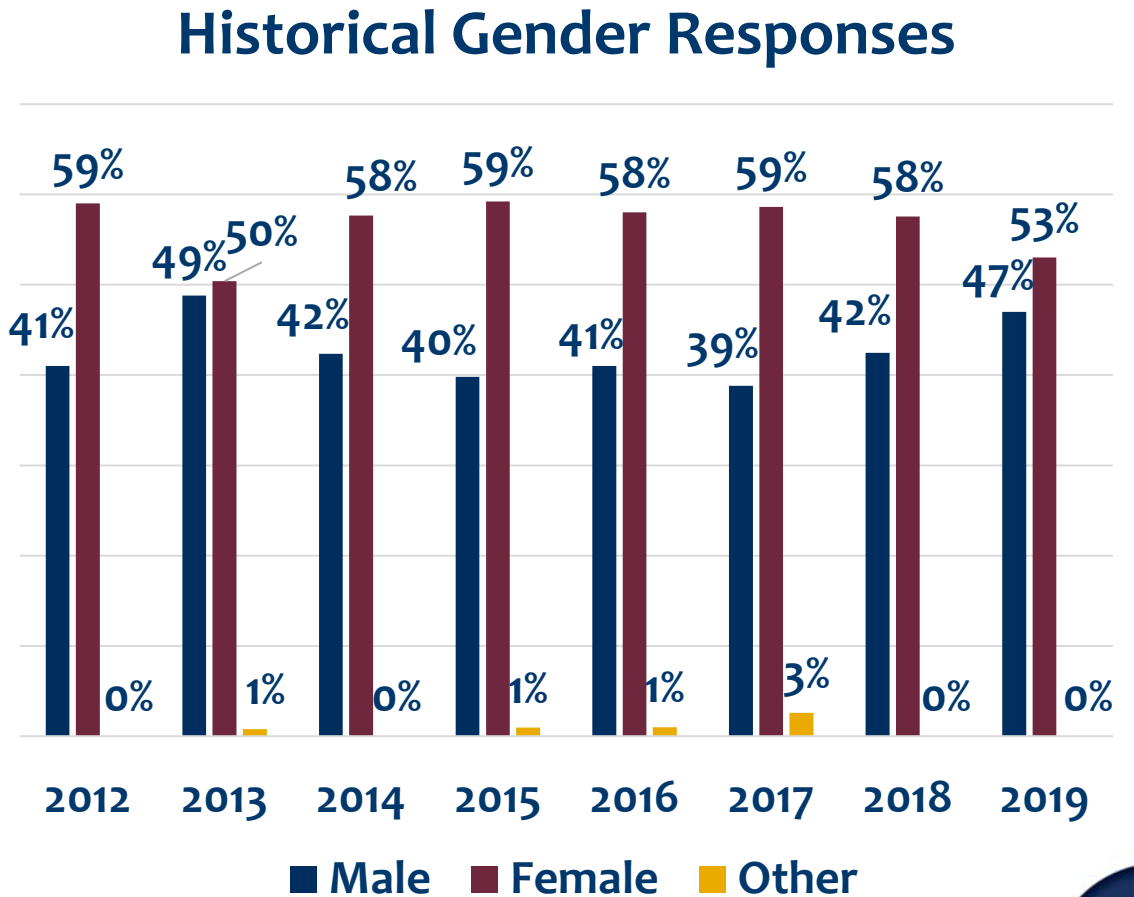
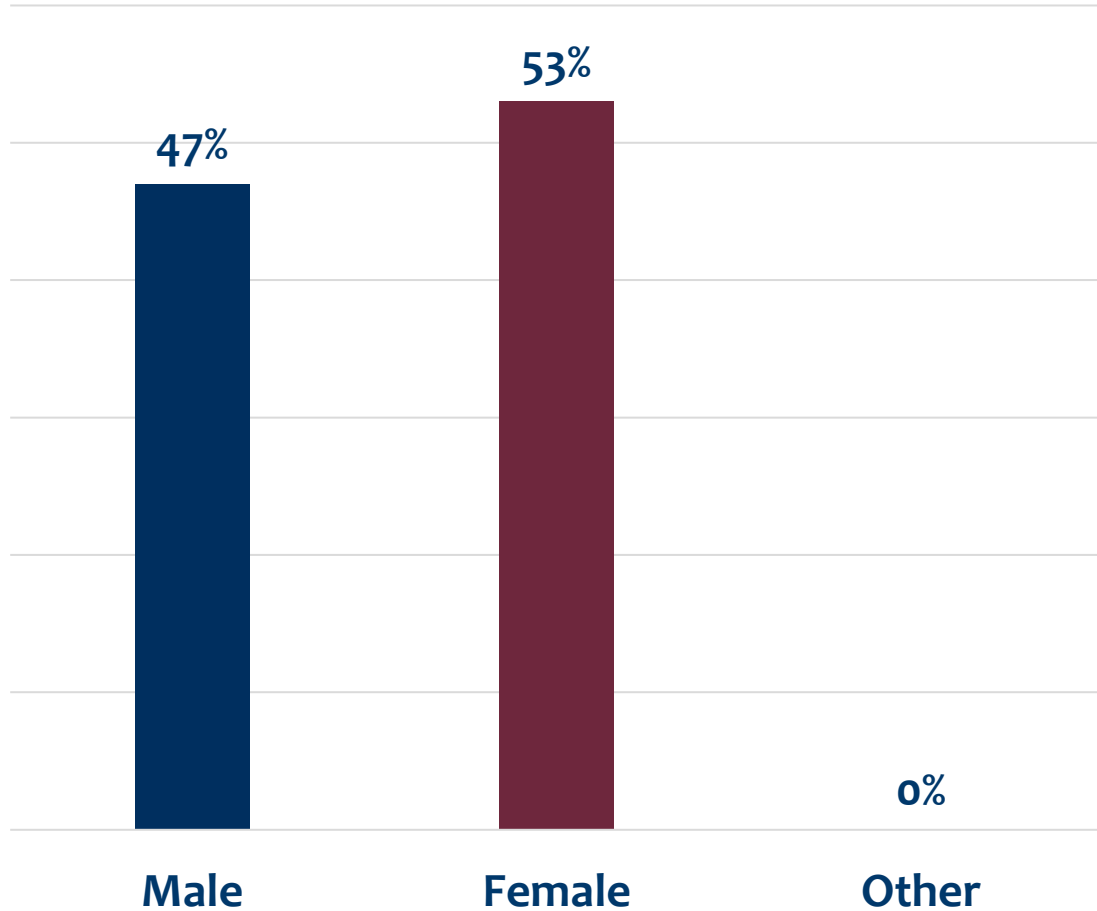
MHS responses = **35**

Anonymous responses = **0**

**Overall, this represents a 13% response rate.**

239 potential Mendon students +  
208 potential Sutherland students =  
447 ( $60/447=.1342$ )

# Class of 2019 Gender Responses (Optional question)

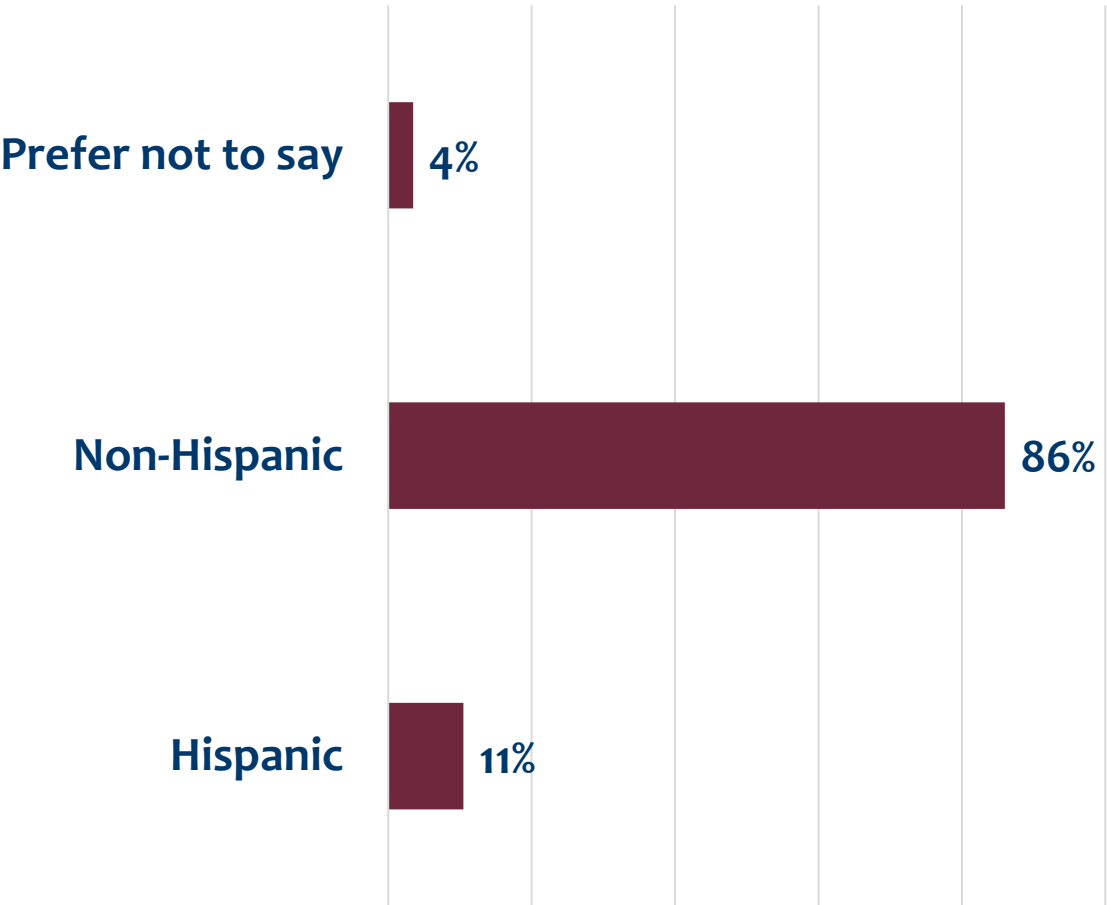


Question 3  
60 Responses

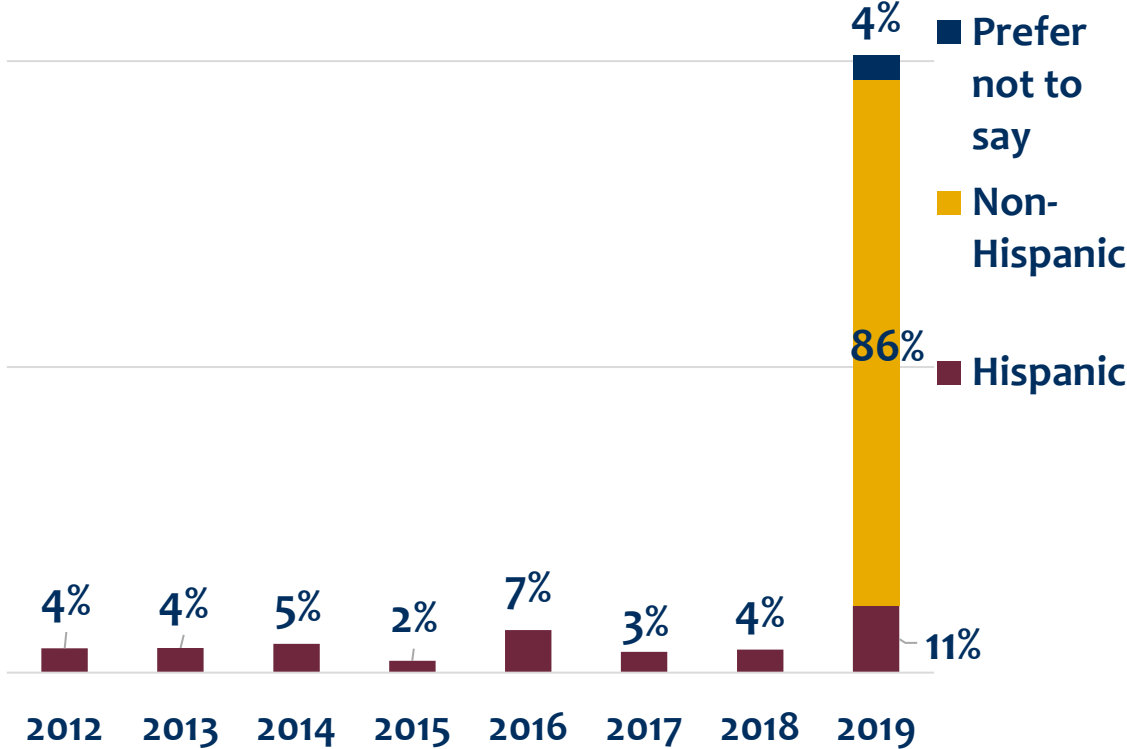


# Class of 2019 Ethnicity Responses

(Optional question)



## Ethnicity Historical Responses



*Ethnicity & Race given as separate questions for class of 2019*

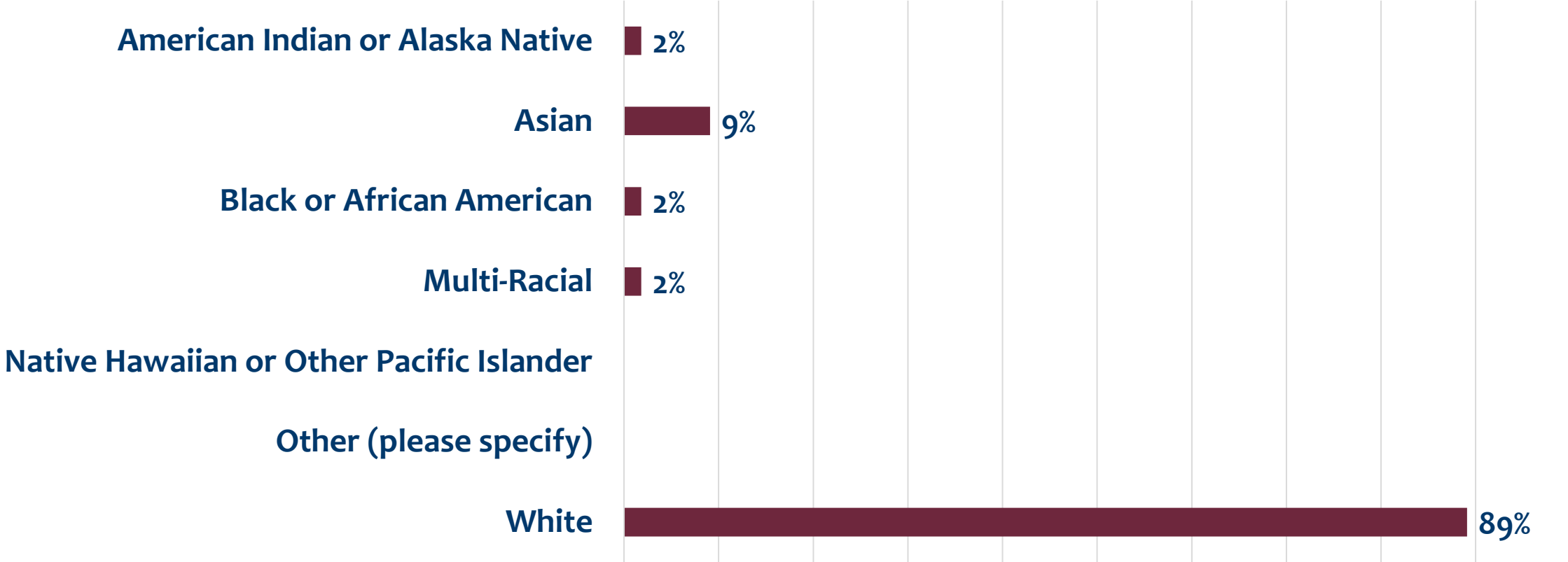
Question 4  
57 responses

*Graduates could choose more than 1 response*



# Class of 2019 Race Responses

(Optional question)

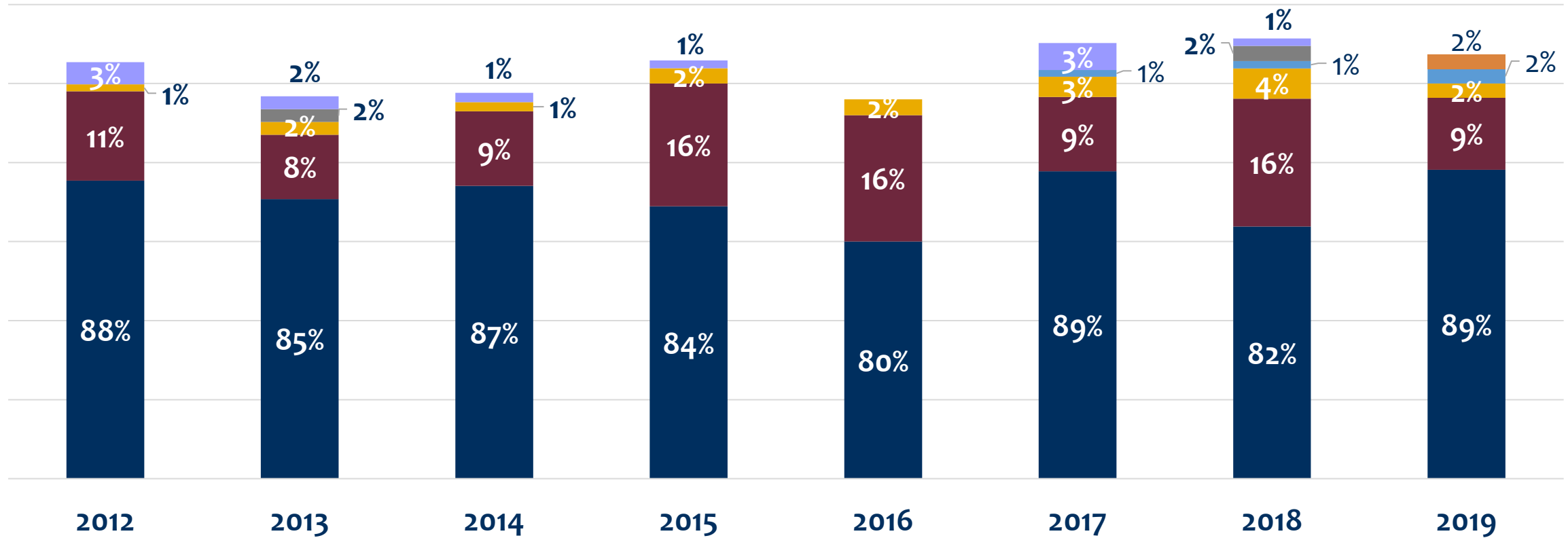


Question 5  
55 responses

*Graduates could choose more than 1 response*



# Race (Optional question) Historical Comparison



- White
- Asian
- Black or African American
- American Indian or Alaska Native
- Multiracial
- Other (please specify)
- Native Hawaiian or Other Pacific Islander

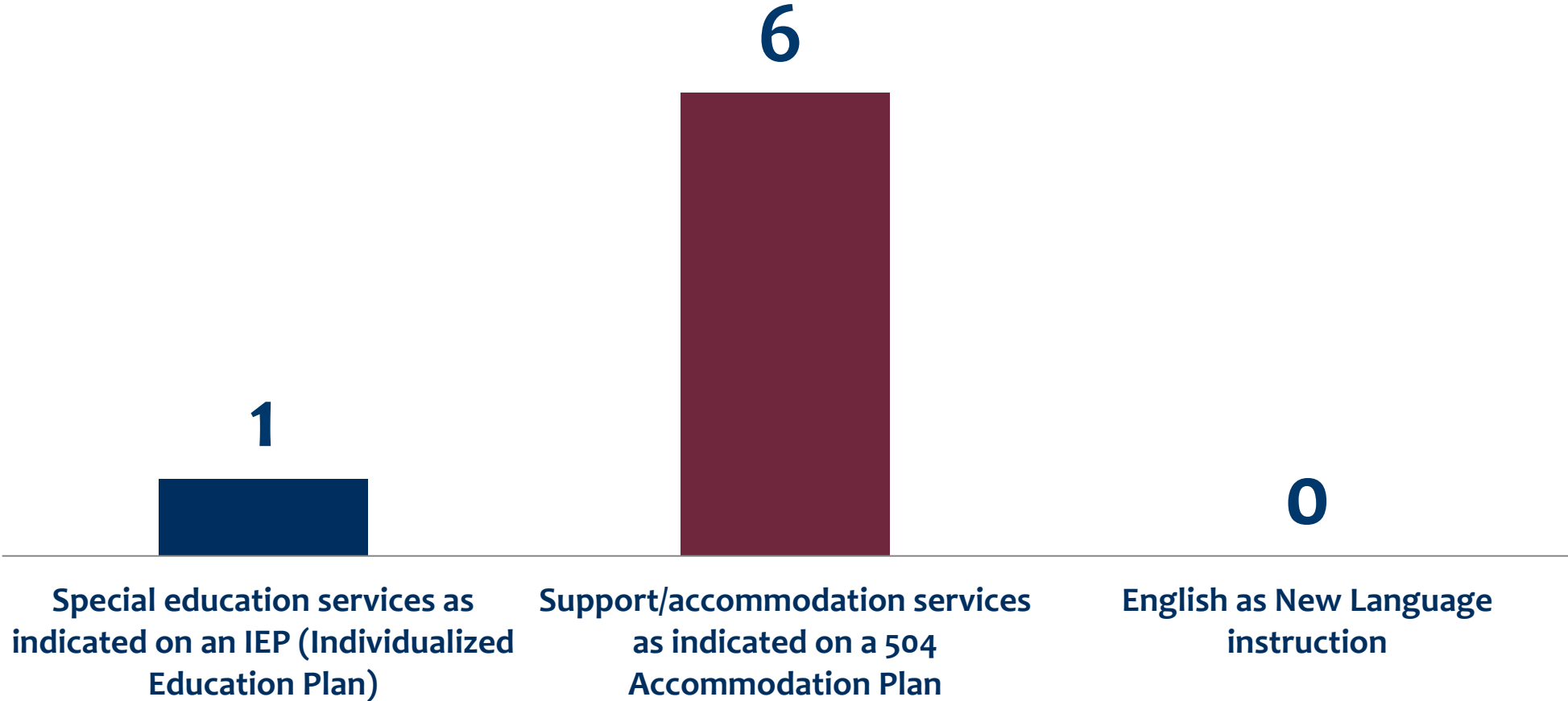
Question 5  
55 responses

*Graduates could choose more than 1 response*  
*Multi-Racial was a new answer option for class of 2019*



# “Did you receive any of the following special services while attending Pittsford Schools?”

(Check all that apply)



Question 6  
54 responses



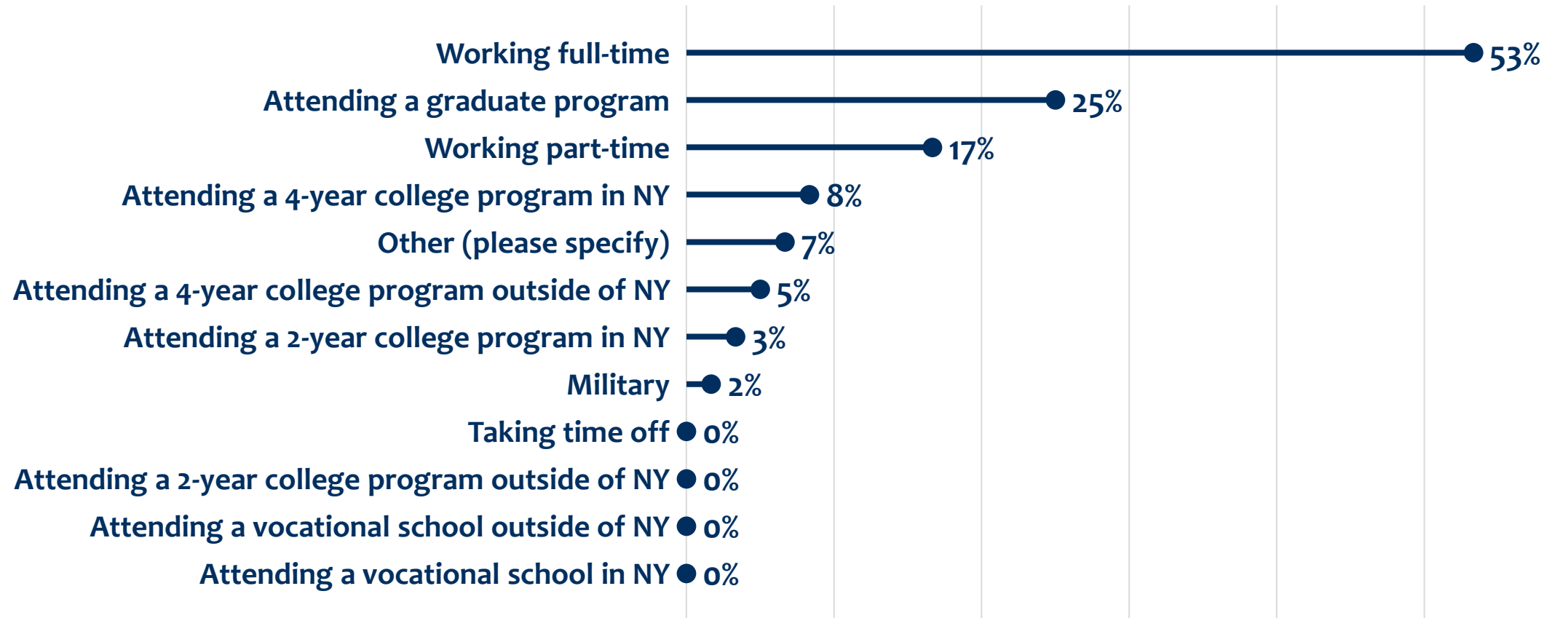


“Were you part of the Urban-Suburban Program while in Pittsford Schools?”

1 students said:

“Yes”

# “Please indicate your current status.”



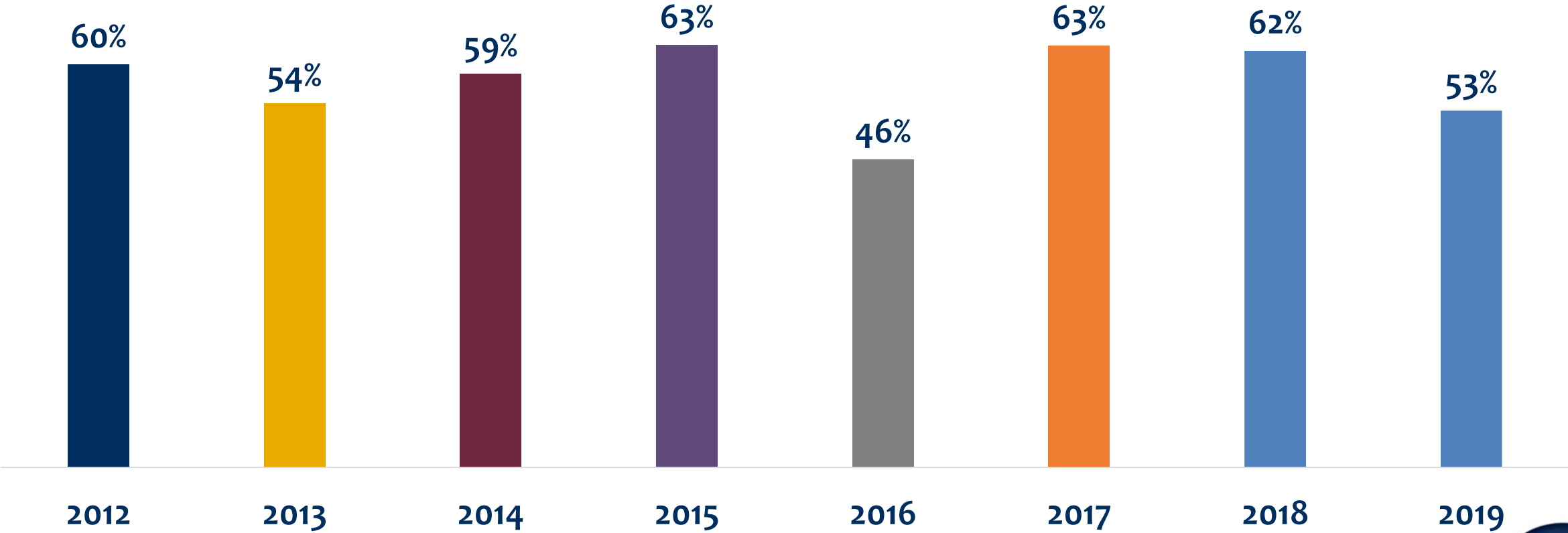
Question 8  
60 responses

*May select more than one response*



# Historical comparison of the survey question “Please indicate your current status.”

## Working full-time



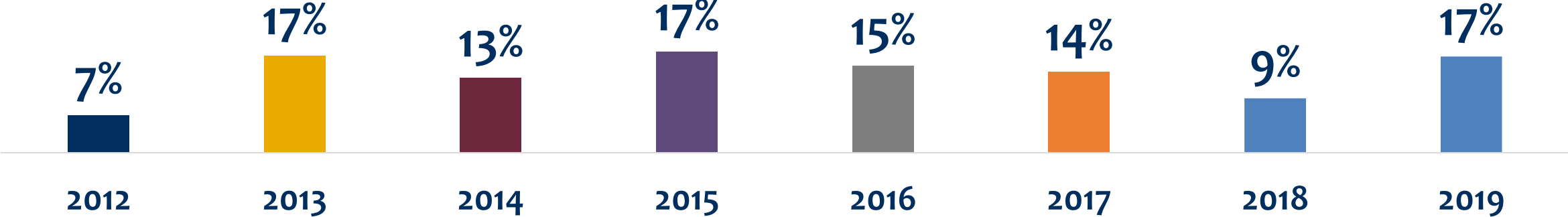
Question 8  
60 responses

*May select more than one response*



# Historical comparison of the survey question “Please indicate your current status.”

## Working part-time



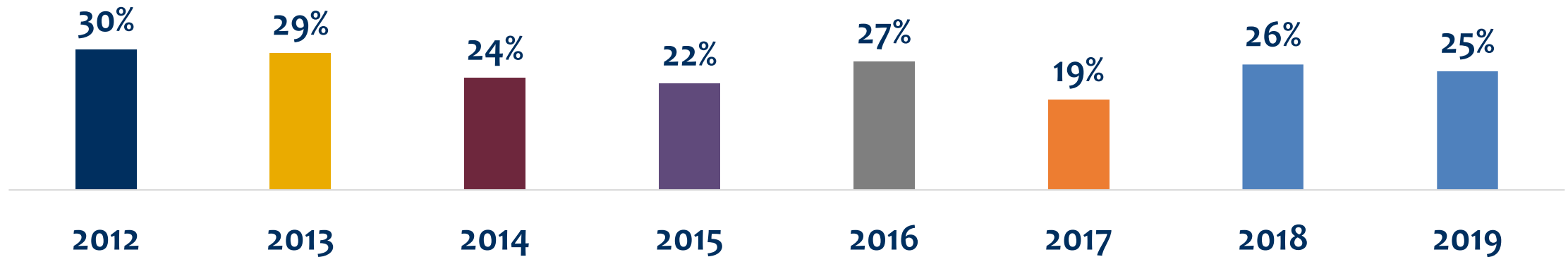
Question 8  
60 responses

*May select more than one response*



# Historical comparison of the survey question “Please indicate your current status.”

## Attending a graduate program



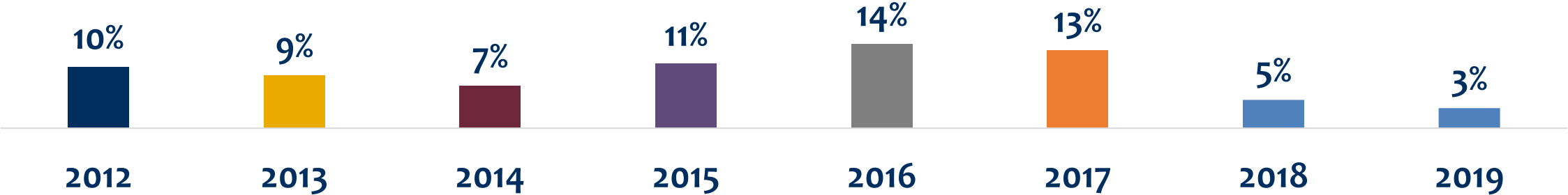
Question 8  
60 responses

*May select more than one response*



# Historical comparison of the survey question “Please indicate your current status.”

Other (please specify)



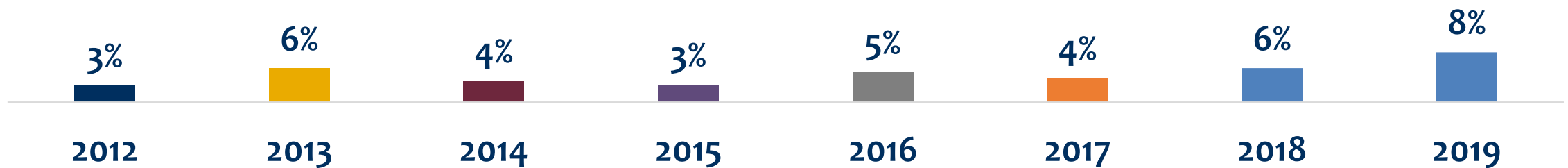
Question 8  
60 responses

*May select more than one response*



# Historical comparison of the survey question “Please indicate your current status.”

## Attending a 4-year college program in NY



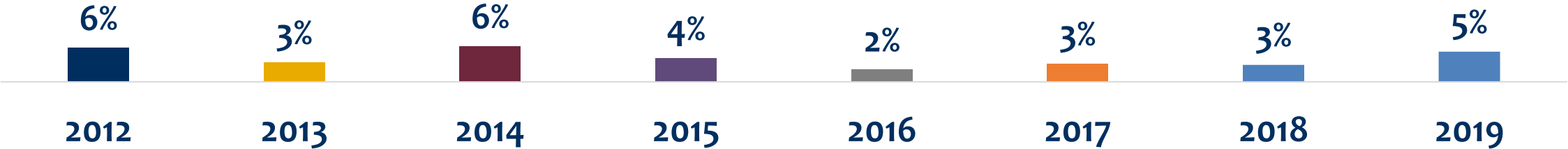
Question 8  
60 responses

*May select more than one response*



# Historical comparison of the survey question “Please indicate your current status.”

Attending a 4-year college program outside of NY



Question 8  
60 responses

May select more than one response





# Historical comparison of the survey question “Please indicate your current status.”

## Attending a 2-year college program in NY

1%	1%	0%	0%	0%	2%	2%	2%
2012	2013	2014	2015	2016	2017	2018	2019


## Attending a 2-year college program outside of NY

0%	0%	1%	1%	0%	0%	0%	0%
2012	2013	2014	2015	2016	2017	2018	2019



# Historical comparison of the survey question “Please indicate your current status.”

## Those attending military



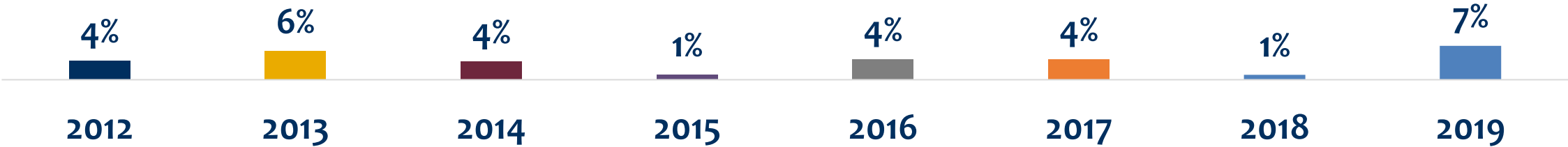
Question 8  
60 responses

*May select more than one response*



# Historical comparison of the survey question “Please indicate your current status.”

## Taking time off



Question 8  
60 responses

*May select more than one response*



# Historical comparison of the survey question “Please indicate your current status.”

## Attending a vocational school in NY

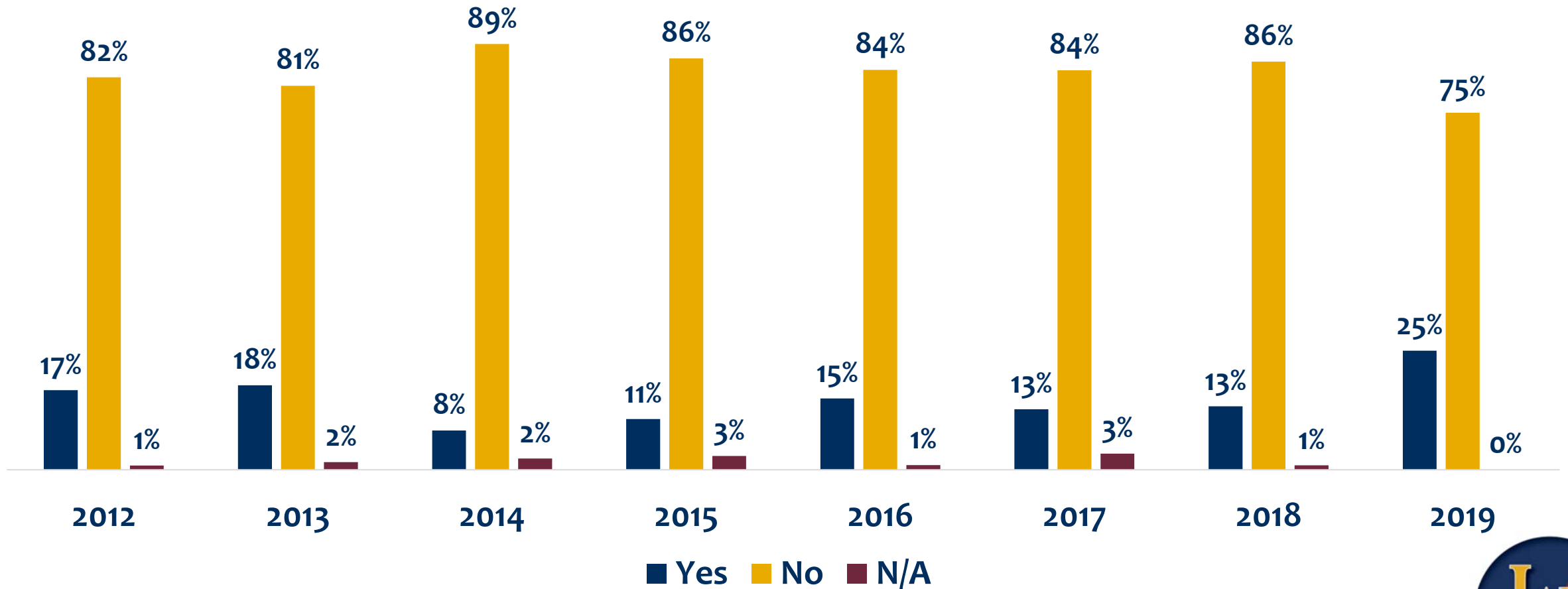
0%	0%	0%	0%	0%	0%	0%	0%
2012	2013	2014	2015	2016	2017	2018	2019

## Attending a vocational school outside of NY

1%	0%	0%	0%	1%	0%	0%	0%
2012	2013	2014	2015	2016	2017	2018	2019



# Historical comparison of the survey question “Did you change colleges during your undergraduate experience?”

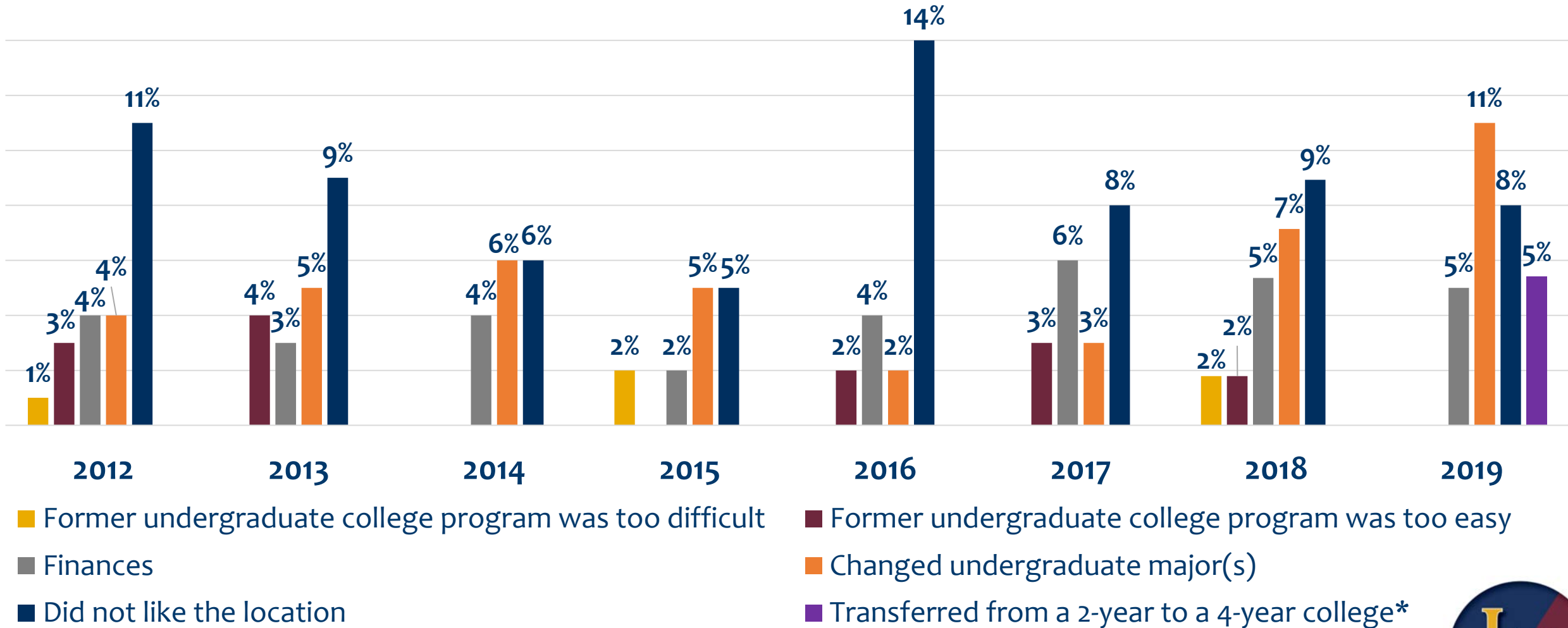


Question 9  
60 responses

Total may exceed 100% due to rounding



# Historical comparison of the survey question “If you transferred to a different college, why?”



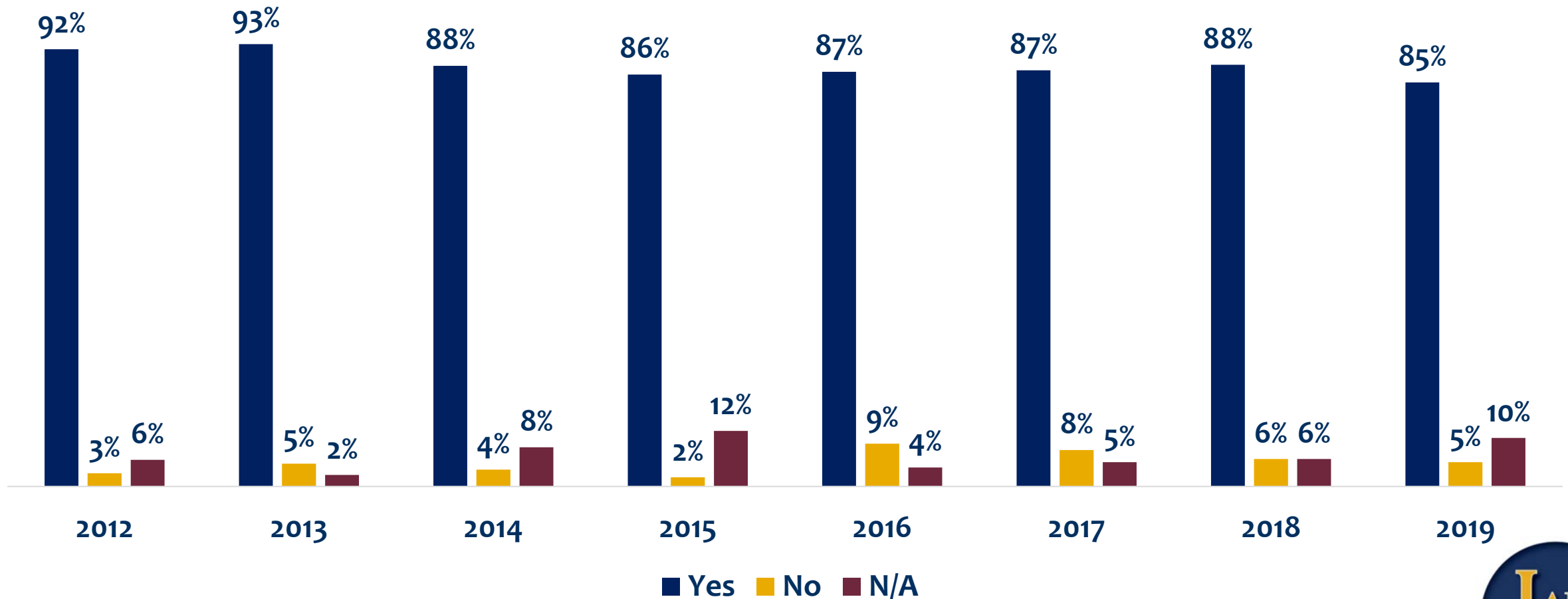
Question 10  
37 responses

*May select more than one response*

*\*New option for Class of 2019*



# Historical comparison of the survey question “If you attended a 2-year or 4-year college program, did you complete your degree?”



Question 11  
59 responses

Total may exceed 100% due to rounding



# “If you have graduated from college or are currently enrolled in an undergraduate program, what is/was your major/minor?”

Sciences	Count	Arts & Humanities	Count	Business-related	Count	Math & Engineering	Count	Healthcare	Count	Public Service	Count
Biology	5	Music	2	Marketing	5	Economics	7	Nursing	1	Criminal Justice	2
Environmental Studies	5	Philosophy	2	Finance	4	Mechanical Engineering	4	Physician Assistant	1	Digital Media Studies	2
Political Science	5	Spanish	2	Communication	3	Analytics	2				
Psychology	5	Art History	1	Legal Studies	3	Biomedical Engineering	2				
Applied Data Science	2	Classical Studies	1	Business Administration	2	Chemical Engineering	2				
Chemistry	2	English	1	Labor Relations	2	Mathematics	2				
Computer Science	2	French	1	Accounting	1	Architecture	1				
Biochemistry	1	Glass	1	Advertising	1	Civil Engineering	1				
Education	1	Global Studies	1	International Business	1						
Geology	1	Graphic Design	1	Management	1						
Marine Science	1	History	1								
Neuroscience	1	International Studies	1								
Physics	1	Jazz Vocal Performance	1								
Wildlife Ecology & Conservation	1	Photography	1								
		Sociology	1								
		Song Writing	1								
		Women and Gender Studies	1								
		Writing	1								
<b>Grand Total</b>	<b>33</b>		<b>22</b>		<b>23</b>		<b>21</b>		<b>2</b>		<b>4</b>

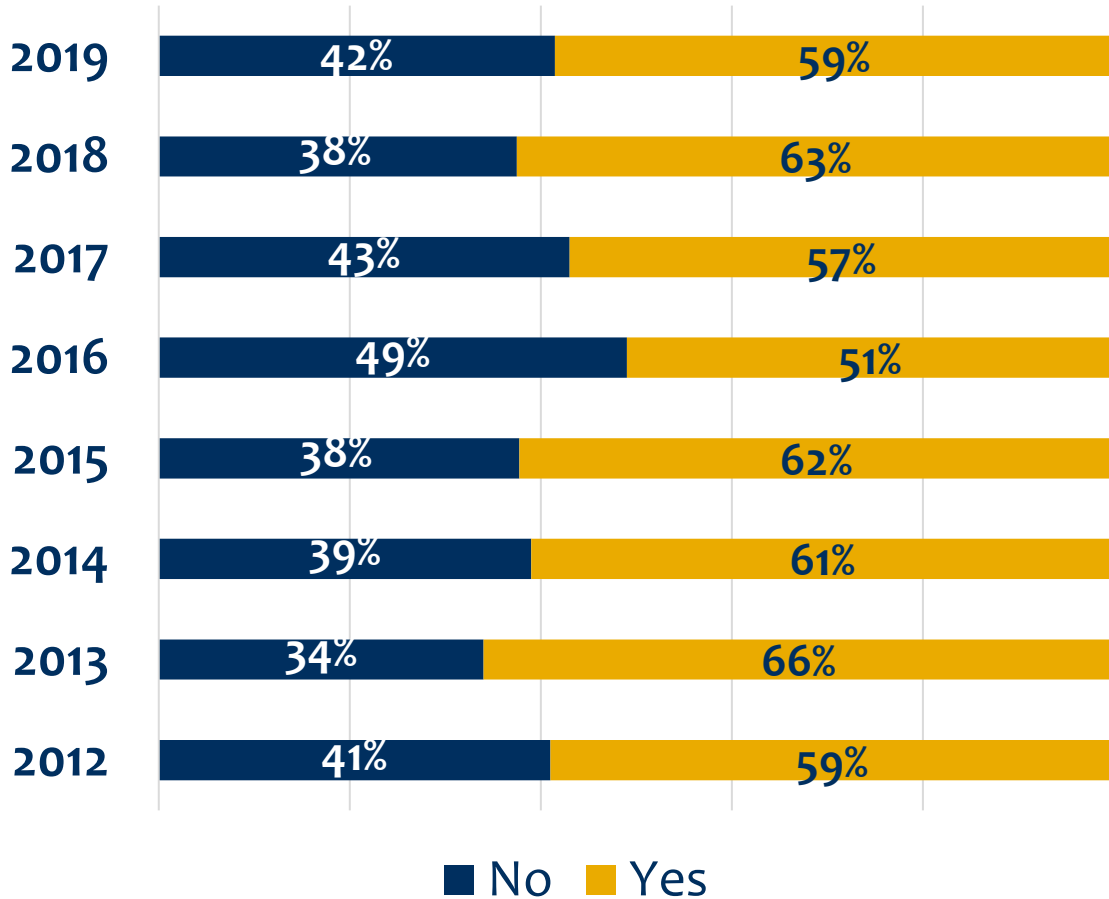
Question 12  
 58 responses  
 See handout for comprehensive list





# “Are you employed in the field of your major or vocational training?”

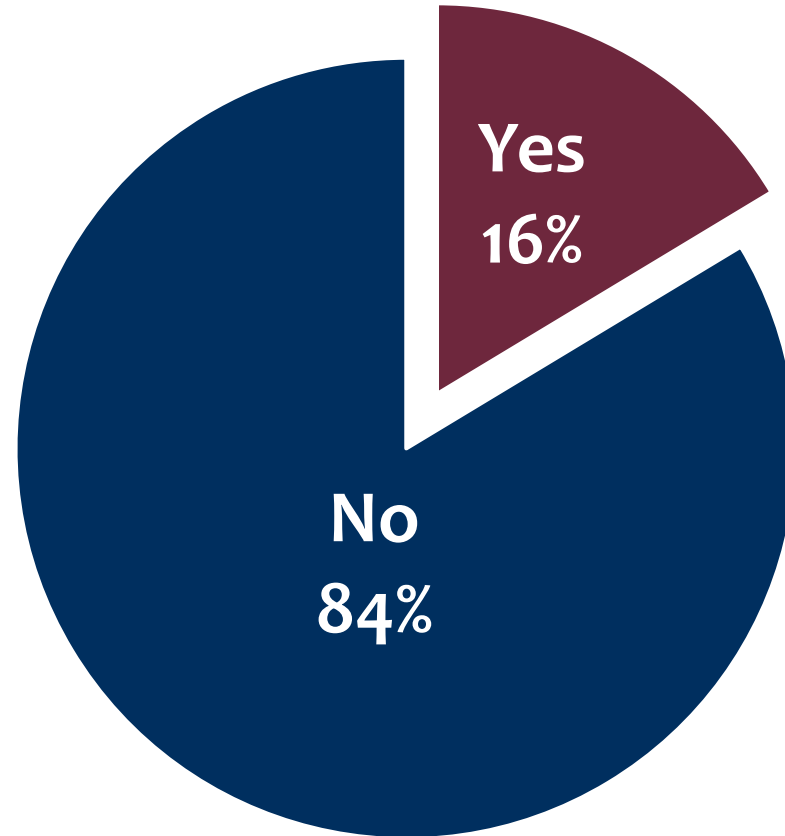
If employed, what do you do for work?”



## “Trends” from comments:

- 12 Business (Sales, Finance, CPA)
- 3 Engineer (Software, Mechanical)
- 4 Nurse/Hospital
- 3 Teaching
- 3 Research
- 3 Analyst
- 2 Administrative Assistant

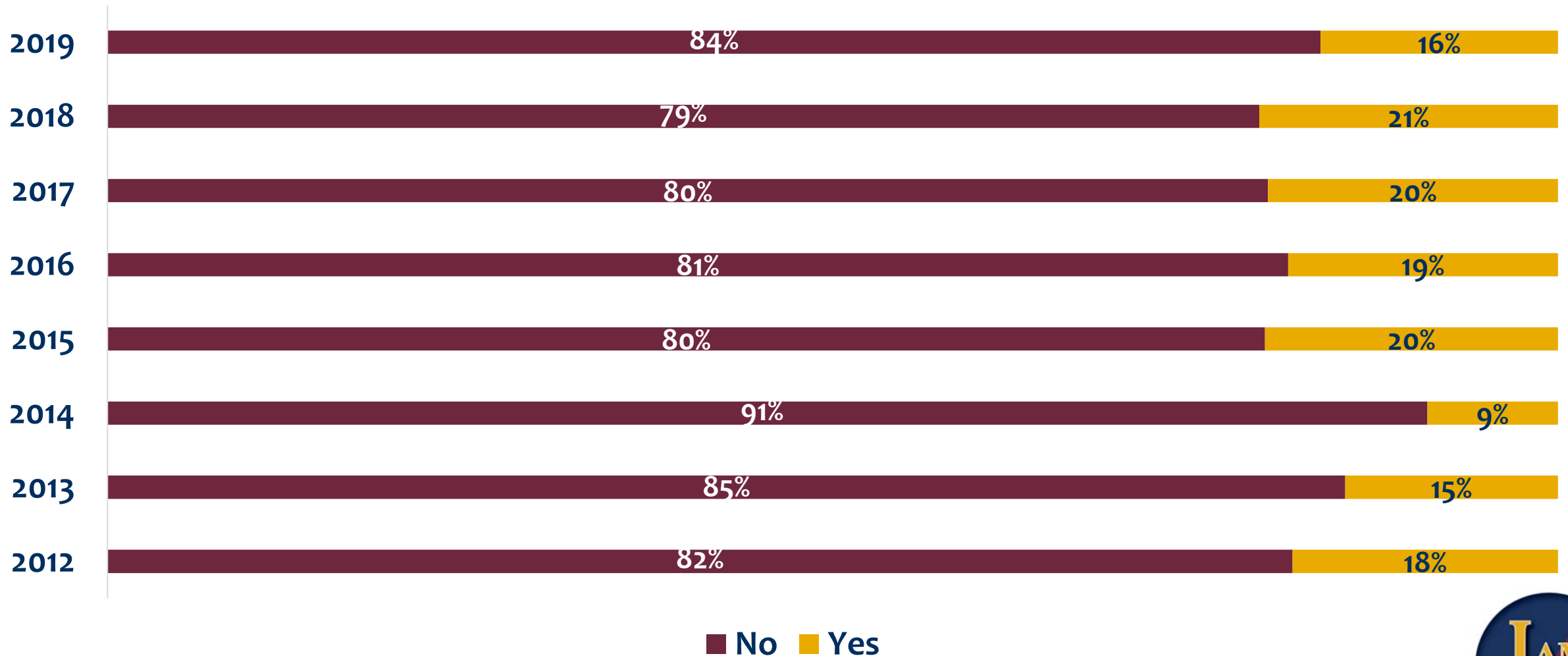
# “Have you changed jobs since graduation?”



Question 14  
55 responses



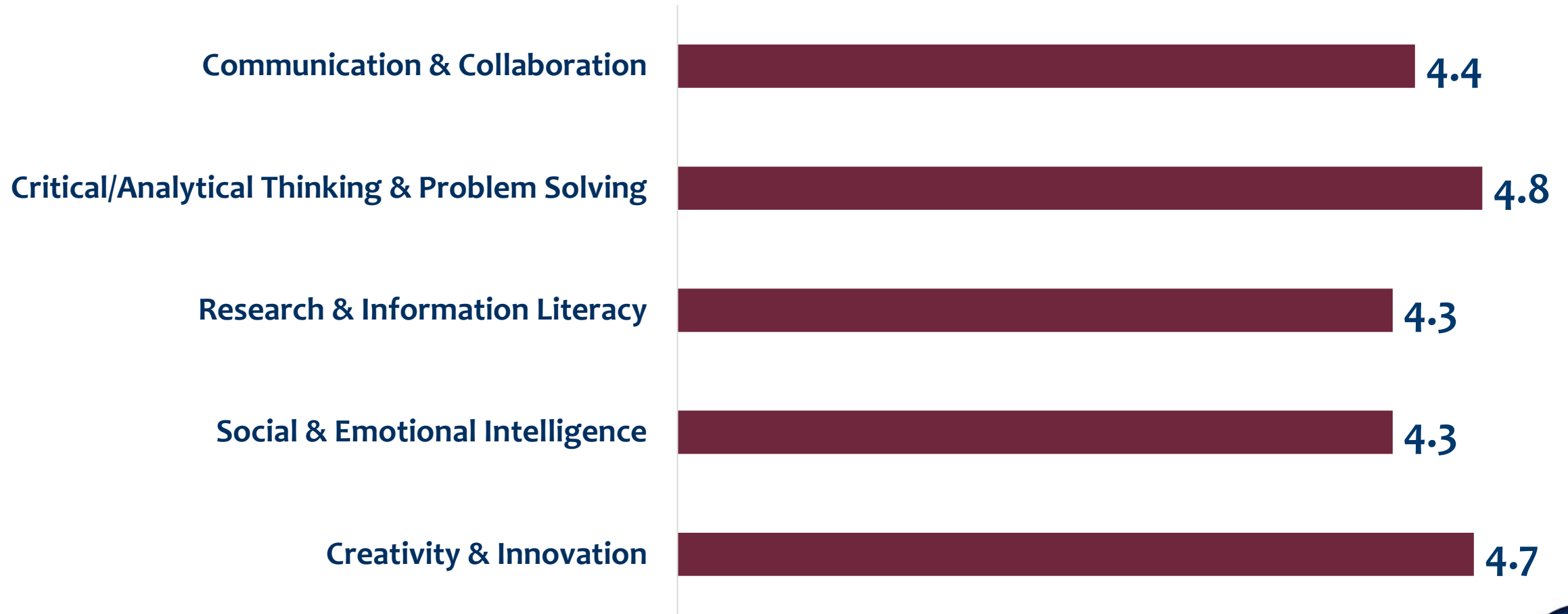
# Historical comparison of the survey question “Have you changed jobs since graduation?”



Question 14  
55 responses



“Please rate the following: The below listed skills are relevant in my life/work today.”



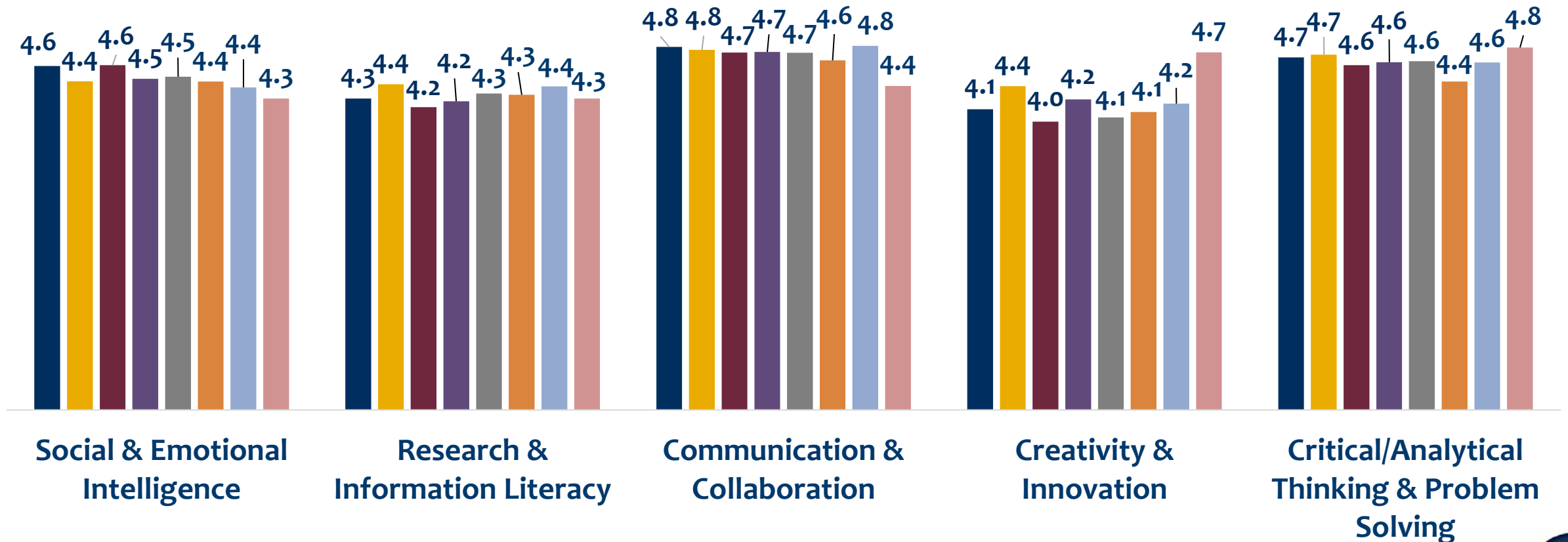
Question 16  
responses

*All ratings weighted on a scale of 1 to 5*



# Historical comparison of the survey question “Please rate the following: The below listed skills are relevant in my life/work today.”

■ 2012 ■ 2013 ■ 2014 ■ 2015 ■ 2016 ■ 2017 ■ 2018 ■ 2019



Question 16  
60 responses

All ratings weighted on a scale of 1 to 5



# “What technology tools do you currently use/access most?”

## Themes that emerged:

**25** out of **51** responses mentioned they use Microsoft Office *similar to previous classes. In fact, usage was up 14% from class of 2018*

**5** mentioned Google tools.

**14** out of **51** responses mentioned a personal computer.

**5** graduates listed a phone *similar to previous classes. Down 5% from class of 2018*

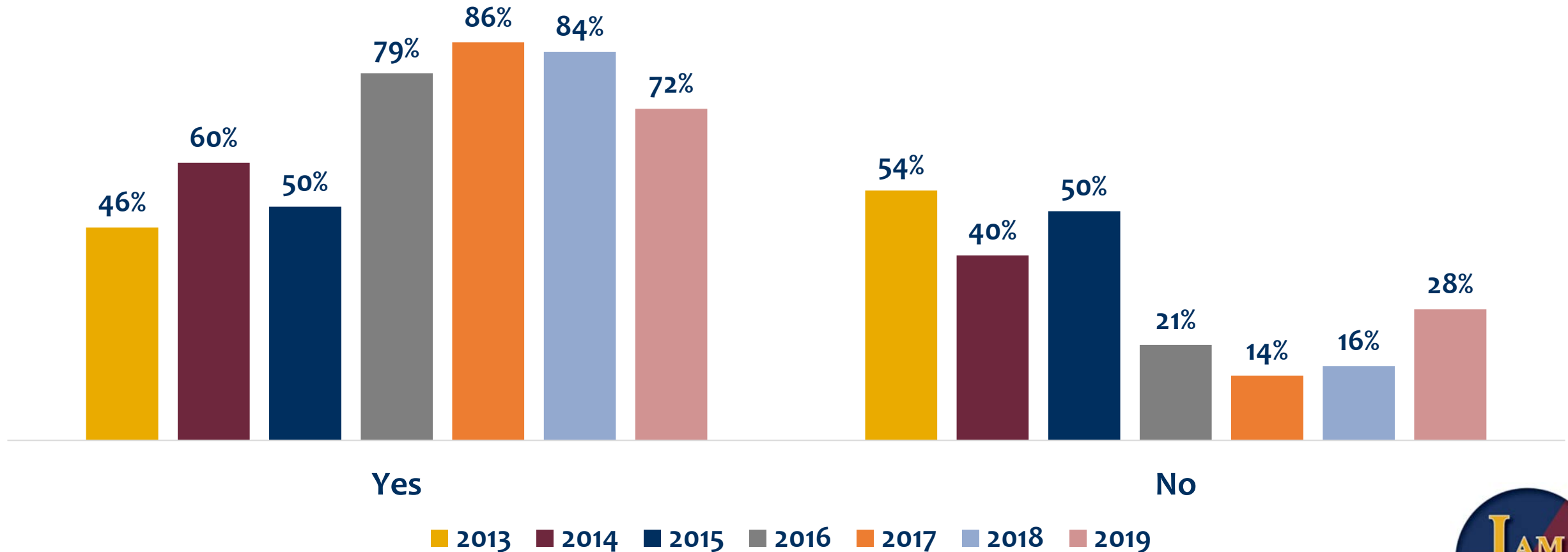
**12** mentioned programming languages. (MATLAB, Python, VS Code)

**7** mentioned computer aided design. (New this year)

**4** mentioned Adobe programs which is a noticeable decline from past years. (Bounced back up after dropping last year)

**2** mentioned ChatGPT (New this year)

# Historical comparison of the survey question “Since you've graduated from high school, have you taken an online course?”



Question 18  
60 responses

*Question was added to the survey in 2013; no 2012 data*



# “What advice would you give to a high school student today?”

## Themes that emerged from responses:

### **Explore interests and different coursework; you have choices and options. 17 Graduates**

e.g., “Take advantage of the elective and/or AP classes it can help give you an idea what you want to major in or give you some pre-existing knowledge. Additionally, the relationships you make are important- get in the habit of communicating with teachers so it is more of a habit to do so with professors.”

### **“Relax,” “Slow down,” “Be Happy,” or “Enjoy it.” Focus on life balance and mental health. 9 Graduates**

e.g., “Focus on your emotional health and mental well-being above all. Grades can feel like they are everything and the determining factor for your future but how you are emotionally is just as important to you being successful and happy. Don’t sacrifice your mentality for an impressive high school career, you will get into a good school with the education you receive.”

### **Good study skills and work hard pay off in college; you will be well prepared. 6 Graduates**

e.g., “I would say that taking your studies seriously will pay off, no matter what people say about the value of the grades that you achieve. Going through the exercise of taking responsibility for your own learning, setting goals for yourself, and working to meet your own expectations, even if what you're learning feels useless, will help you immensely. Plus, the stuff you learn in classes almost always is applicable or helpful in the real world.”

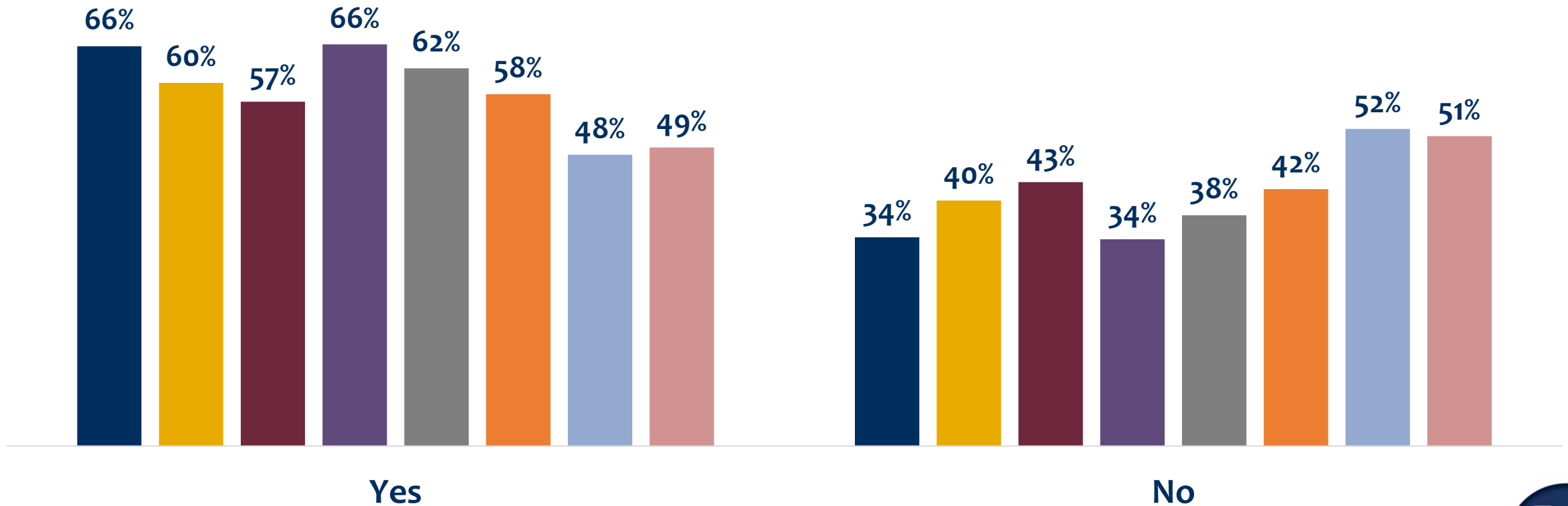
### **Build relationships and network. 3 Graduates**

e.g., “Putting in the time and effort at Sutherland will put you miles ahead of your peers upon graduation. However, it’s equally important to choose the people around you who make you the person you want to be, challenge you to do better, and support you when you fail. You’ve got this :)”



# Historical comparison of the survey question “Are there any courses you wish PCSD had offered to better prepare you for college?”

■ 2012 ■ 2013 ■ 2014 ■ 2015 ■ 2016 ■ 2017 ■ 2018 ■ 2019



Question 20  
53 responses



“Are there any courses you wish PCSD had offered to better prepare you for college?”

- 8 Computer Science (AP Computer Science, coding)
- 8 Financial Literacy (Financial planning, investments, taxes)
- 5 College ELA (Writing)
- 4 Advanced Excel

# “Where are you located?”

10	Rochester
8	Pittsford
5	New York City
3	Buffalo
3	Washington DC
2	Chicago
2	Cleveland
2	Seattle, WA

**53%** of the graduates who took this survey are currently living in New York State.

**14%** of the graduates who took the survey live in Pittsford.

Less than **2%** of the graduates who took the survey are currently living outside of the country.

“Your feedback is an important factor in future decision-making. What is the best email to use in order to reach you in the future?”

**45** graduates from the class of 2019 verified their email address

# Discussion

