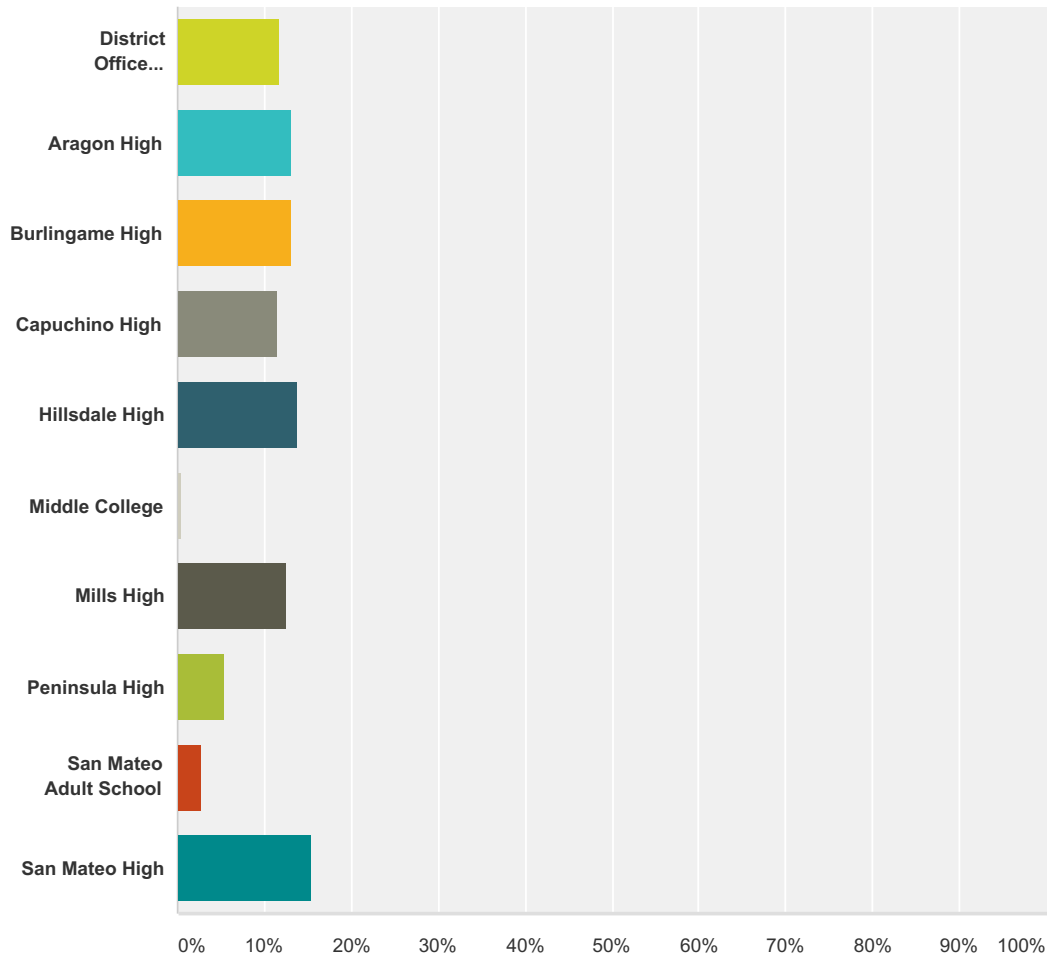


# SMUHSD Housing Survey

## Q1 Where do you work?

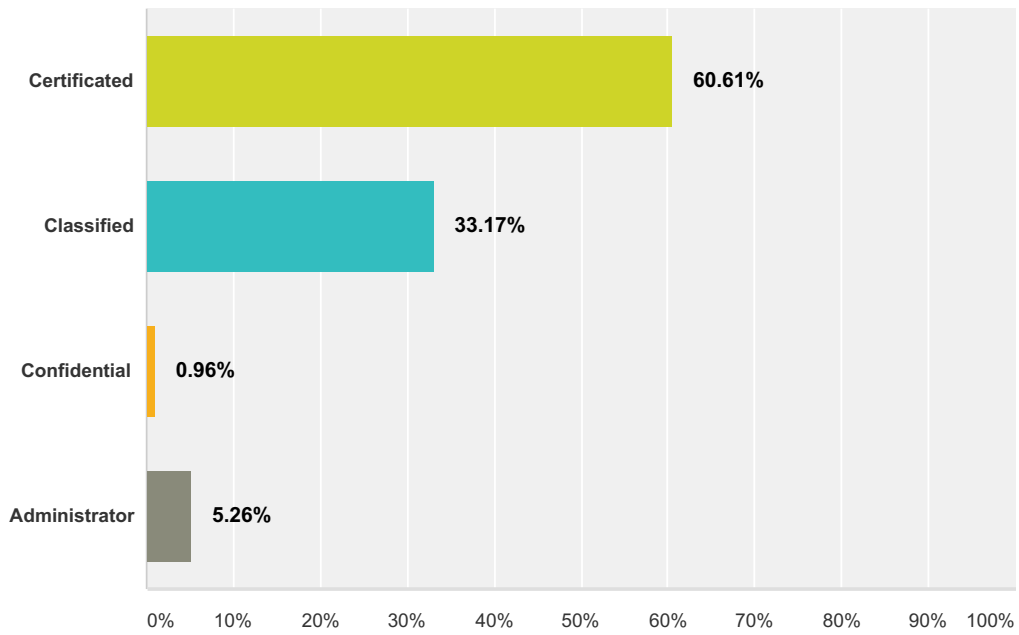
Answered: 627 Skipped: 0



Answer Choices	Responses
District Office (Superintendent, HR, Instruction, Business Services)	11.64% 73
Aragon High	13.24% 83
Burlingame High	13.08% 82
Capuchino High	11.48% 72
Hillsdale High	13.88% 87
Middle College	0.48% 3
Mills High	12.60% 79
Peninsula High	5.42% 34
San Mateo Adult School	2.71% 17
San Mateo High	15.47% 97
<b>Total</b>	<b>627</b>

## Q2 What is your SMUHSD employment status?

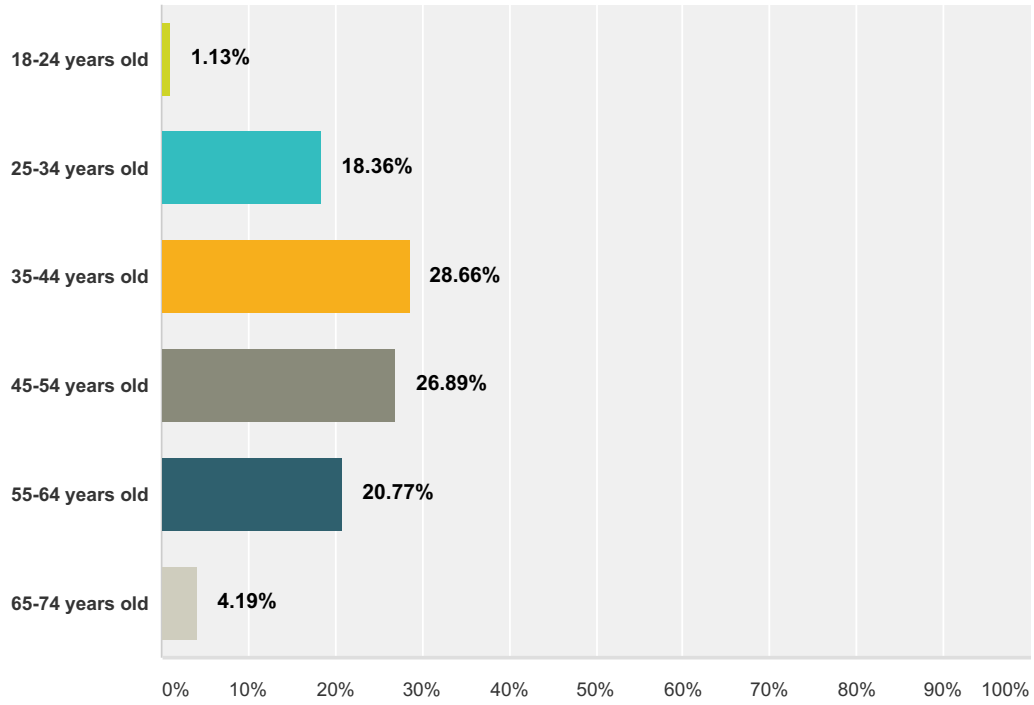
Answered: 627 Skipped: 0



Answer Choices	Responses	Count
Certificated	60.61%	380
Classified	33.17%	208
Confidential	0.96%	6
Administrator	5.26%	33
<b>Total</b>		<b>627</b>

### Q3 Please share your age.

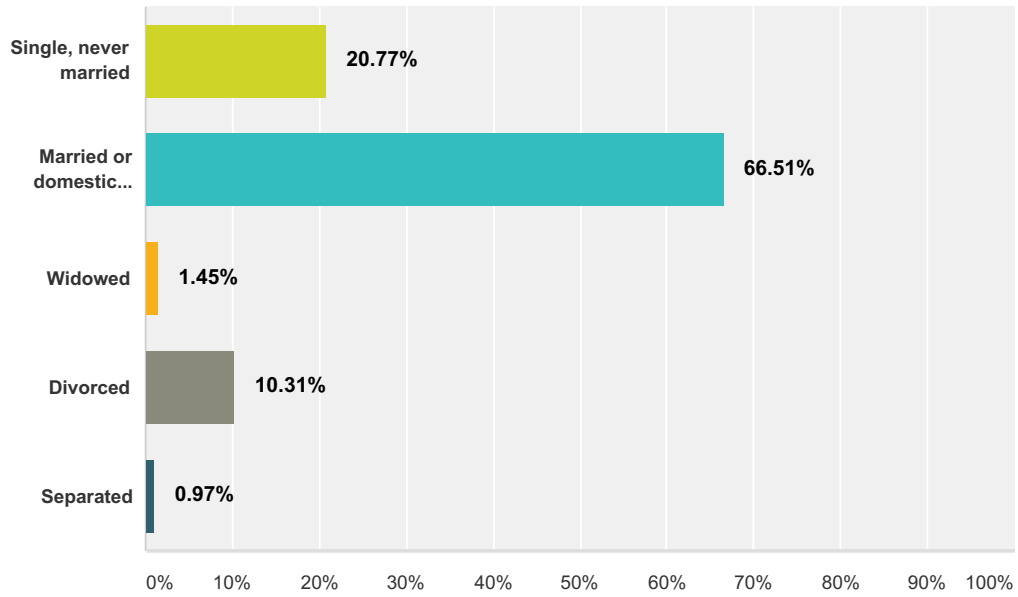
Answered: 621 Skipped: 6



Answer Choices	Responses
18-24 years old	1.13% 7
25-34 years old	18.36% 114
35-44 years old	28.66% 178
45-54 years old	26.89% 167
55-64 years old	20.77% 129
65-74 years old	4.19% 26
<b>Total</b>	<b>621</b>

### Q4 What is your marital status?

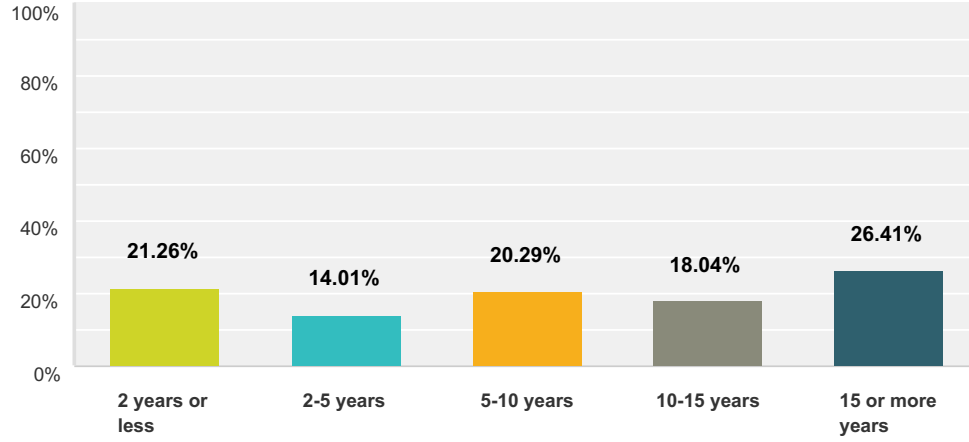
Answered: 621 Skipped: 6



Answer Choices	Responses	
Single, never married	20.77%	129
Married or domestic partnership	66.51%	413
Widowed	1.45%	9
Divorced	10.31%	64
Separated	0.97%	6
<b>Total</b>		<b>621</b>

**Q5 How many years have you worked for the SMUHSD? Please estimate years based on your approximate hire date.**

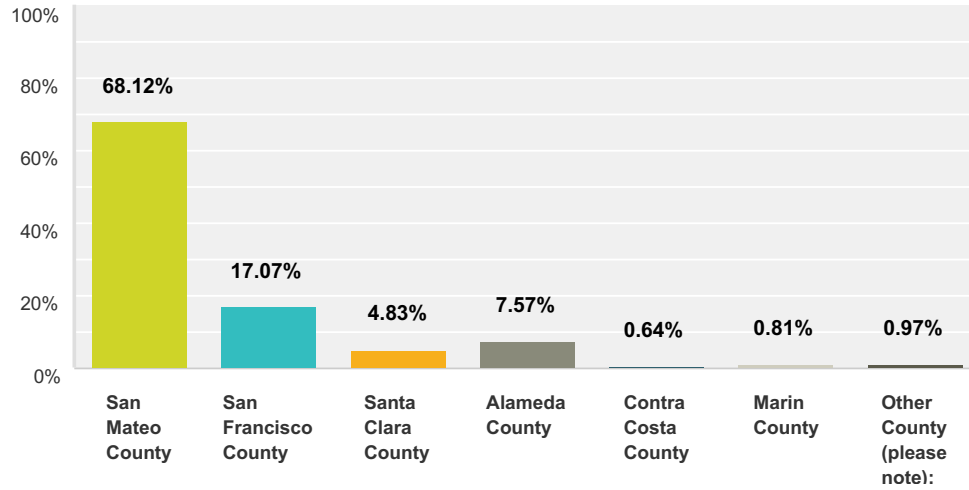
Answered: 621 Skipped: 6



Answer Choices	Responses	
2 years or less	21.26%	132
2-5 years	14.01%	87
5-10 years	20.29%	126
10-15 years	18.04%	112
15 or more years	26.41%	164
<b>Total</b>		<b>621</b>

### Q6 Where do you currently live?

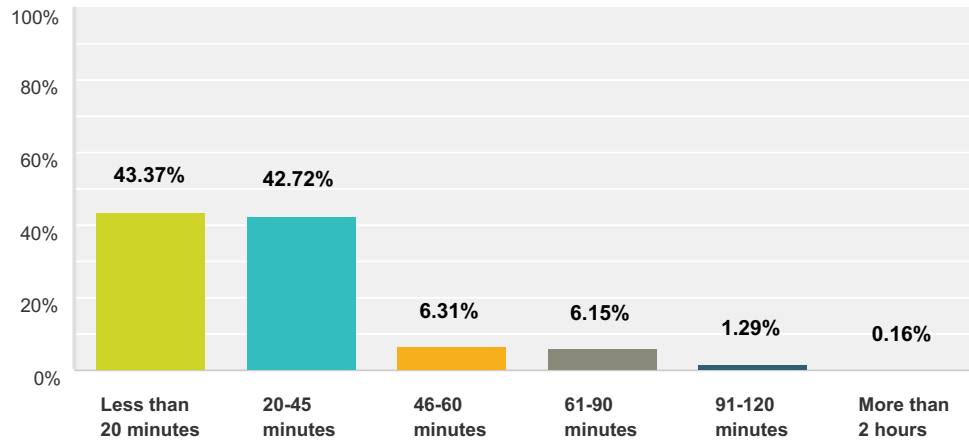
Answered: 621 Skipped: 6



Answer Choices	Responses	
San Mateo County	68.12%	423
San Francisco County	17.07%	106
Santa Clara County	4.83%	30
Alameda County	7.57%	47
Contra Costa County	0.64%	4
Marin County	0.81%	5
Other County (please note):	0.97%	6
<b>Total</b>		<b>621</b>

### Q7 How many minutes is your commute – ONE WAY – on a typical day?

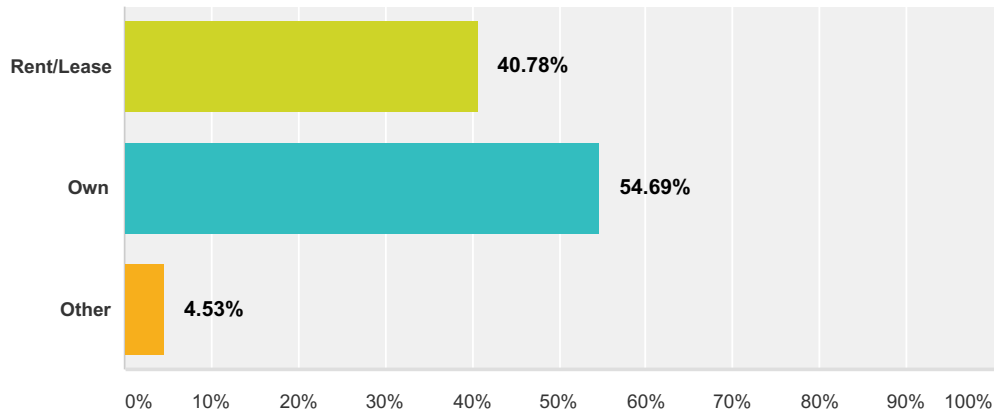
Answered: 618 Skipped: 9



Answer Choices	Responses	Count
Less than 20 minutes	43.37%	268
20-45 minutes	42.72%	264
46-60 minutes	6.31%	39
61-90 minutes	6.15%	38
91-120 minutes	1.29%	8
More than 2 hours	0.16%	1
<b>Total</b>		<b>618</b>

### Q8 Do you rent or own your current dwelling?

Answered: 618 Skipped: 9

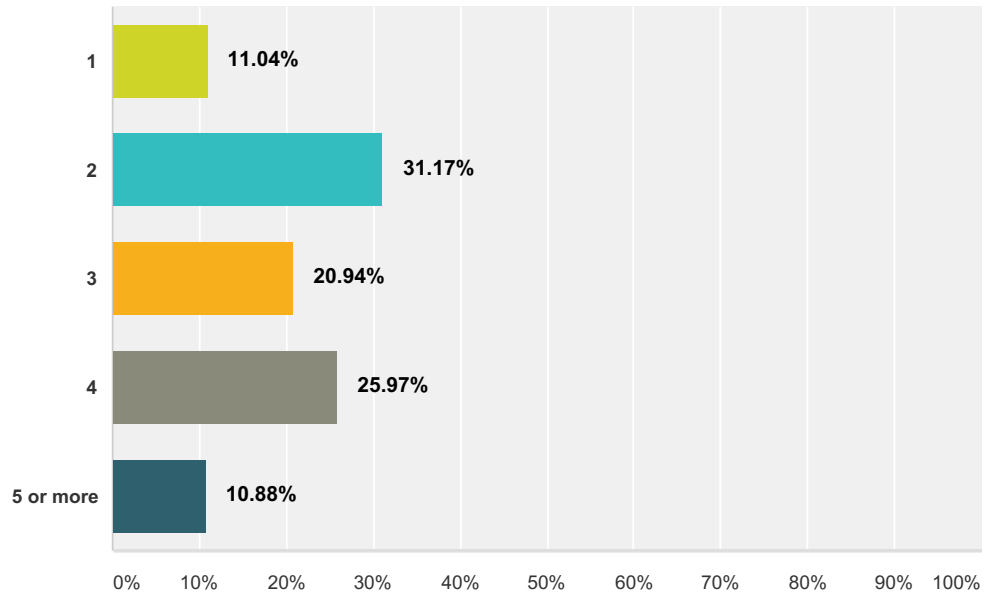


Answer Choices	Responses
Rent/Lease	40.78% 252
Own	54.69% 338
Other	4.53% 28
<b>Total</b>	<b>618</b>



### Q9 How many people, including yourself, make up your household?

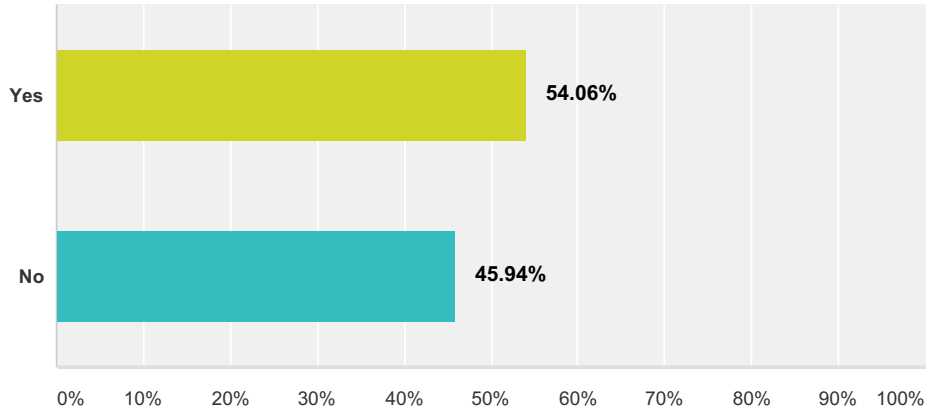
Answered: 616 Skipped: 11



Answer Choices	Responses	Count
1	11.04%	68
2	31.17%	192
3	20.94%	129
4	25.97%	160
5 or more	10.88%	67
<b>Total</b>		<b>616</b>

**Q10 Do you have children in your household? If so, please indicate how many children.**

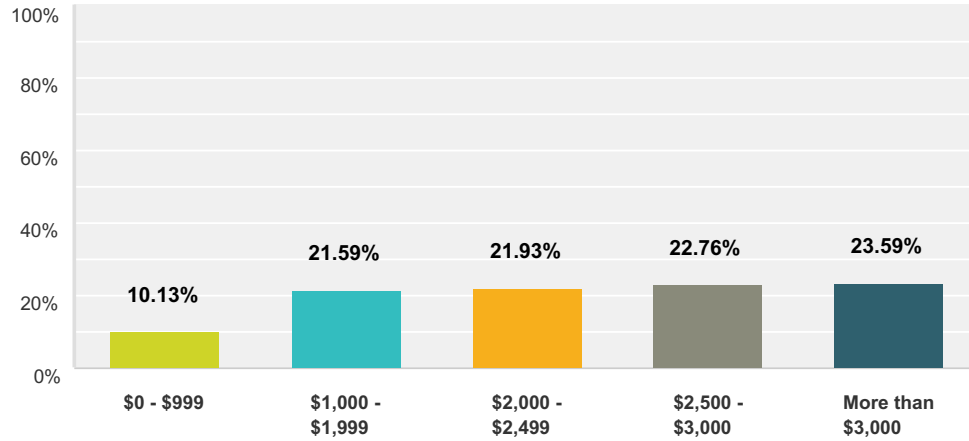
Answered: 616 Skipped: 11



Answer Choices	Responses	
Yes	54.06%	333
No	45.94%	283
<b>Total</b>		<b>616</b>

**Q11 What is your monthly total rent/mortgage (excluding taxes, insurance, utilities, etc.)?**

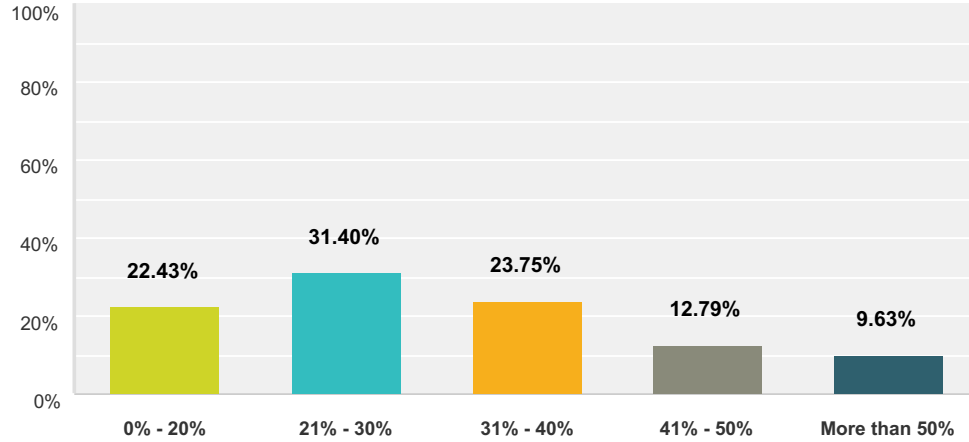
Answered: 602 Skipped: 25



Answer Choices	Responses	
\$0 - \$999	10.13%	61
\$1,000 - \$1,999	21.59%	130
\$2,000 - \$2,499	21.93%	132
\$2,500 - \$3,000	22.76%	137
More than \$3,000	23.59%	142
<b>Total</b>		<b>602</b>

**Q12 What percentage of your total GROSS (before tax deductions) household income goes toward your rent/mortgage (excluding taxes, insurance, utilities, etc.)? If you share the cost of living with a spouse, partner or roommate, please consider all sources of income for your response.**

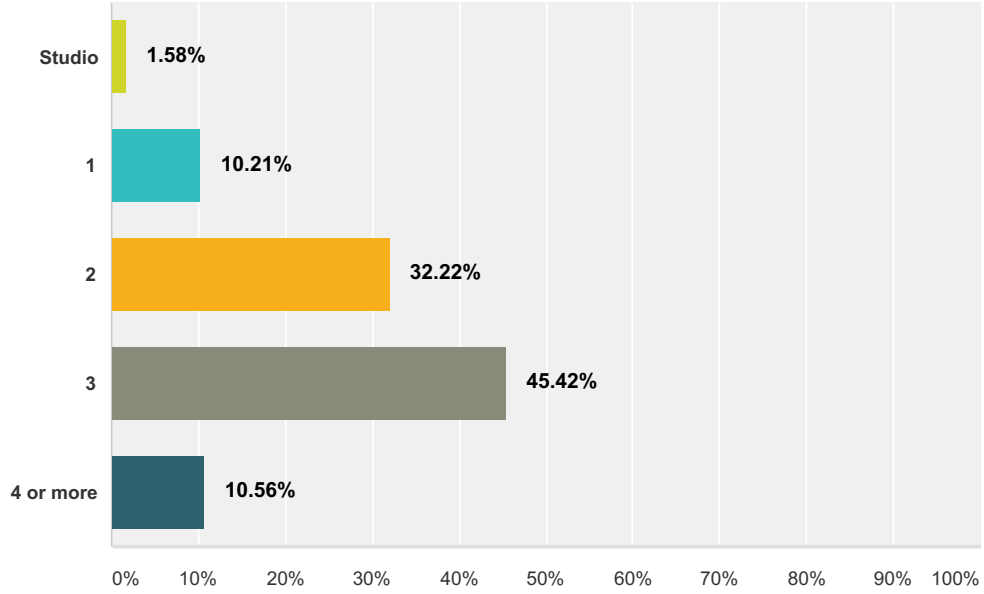
Answered: 602 Skipped: 25



Answer Choices	Responses	Count
0% - 20%	22.43%	135
21% - 30%	31.40%	189
31% - 40%	23.75%	143
41% - 50%	12.79%	77
More than 50%	9.63%	58
<b>Total</b>		<b>602</b>

### Q13 What is the minimum number of bedrooms you would like to have in your home?

Answered: 568 Skipped: 59

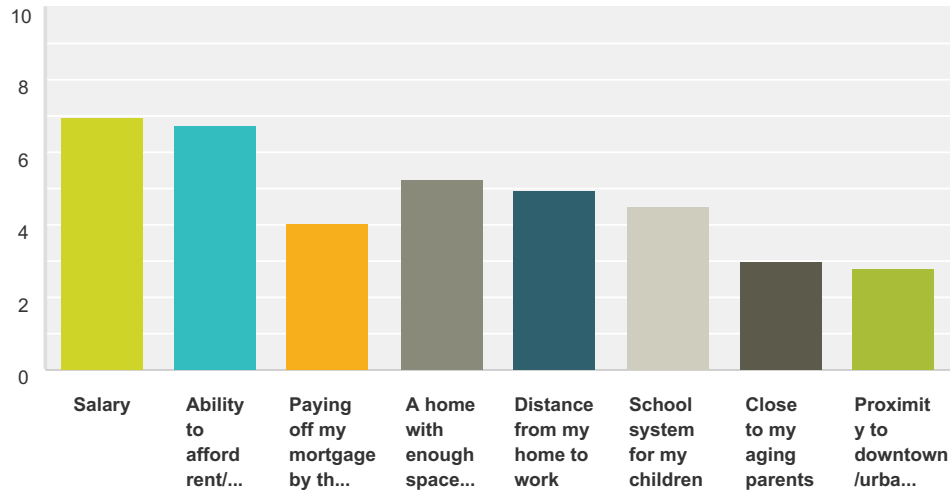


Answer Choices	Responses	Count
Studio	1.58%	9
1	10.21%	58
2	32.22%	183
3	45.42%	258
4 or more	10.56%	60
<b>Total</b>		<b>568</b>

# SMUHSD Housing Survey

**Q14 In the order of importance, please rank how important the following things are to you with 1 being the most important and the highest number being the least. If an item does not apply, please mark it with N/A.**

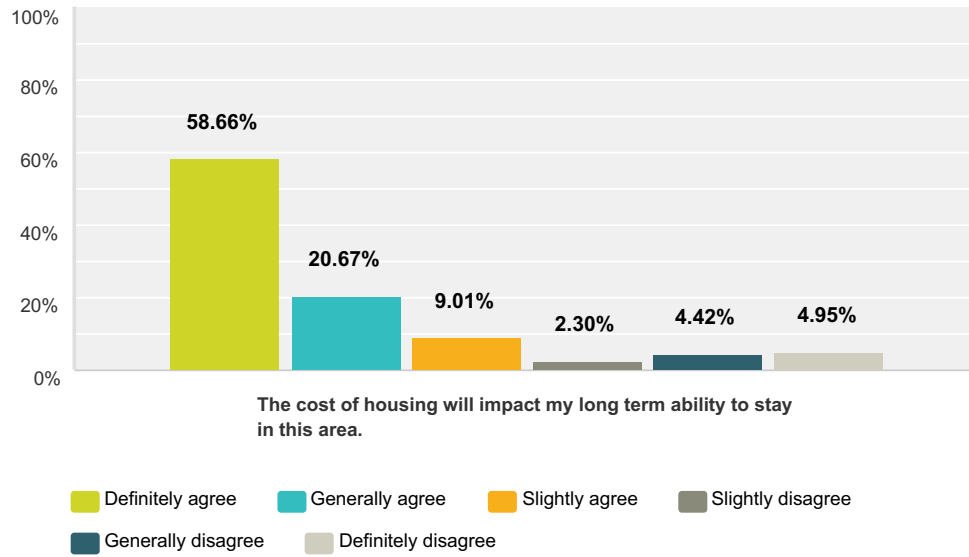
Answered: 568 Skipped: 59



	1	2	3	4	5	6	7	8	N/A	Total	Score
Salary	51.23% 291	21.48% 122	10.39% 59	5.46% 31	5.46% 31	3.17% 18	1.06% 6	0.00% 0	1.76% 10	568	6.96
Ability to afford rent/mortgage	28.17% 160	38.73% 220	13.73% 78	7.75% 44	3.52% 20	2.29% 13	0.53% 3	0.00% 0	5.28% 30	568	6.75
Paying off my mortgage by the time I retire	3.35% 19	6.34% 36	11.44% 65	8.63% 49	13.03% 74	16.55% 94	10.56% 60	7.75% 44	22.36% 127	568	4.04
A home with enough space for myself and family	6.34% 36	10.21% 58	25.53% 145	26.06% 148	17.25% 98	5.63% 32	2.64% 15	0.70% 4	5.63% 32	568	5.27
Distance from my home to work	4.40% 25	7.75% 44	21.65% 123	26.58% 151	21.48% 122	9.86% 56	4.58% 26	0.35% 2	3.35% 19	568	4.94
School system for my children	3.17% 18	9.68% 55	8.63% 49	10.39% 59	12.32% 70	10.04% 57	6.69% 38	4.75% 27	34.33% 195	568	4.48
Close to my aging parents	1.58% 9	2.29% 13	3.35% 19	5.11% 29	8.10% 46	15.32% 87	18.66% 106	13.73% 78	31.87% 181	568	2.99
Proximity to downtown/urban center vs more residential area	0.70% 4	1.58% 9	3.52% 20	7.04% 40	12.32% 70	20.42% 116	24.12% 137	19.37% 110	10.92% 62	568	2.82

**Q15 Please mark your level of agreement with the following statement:**

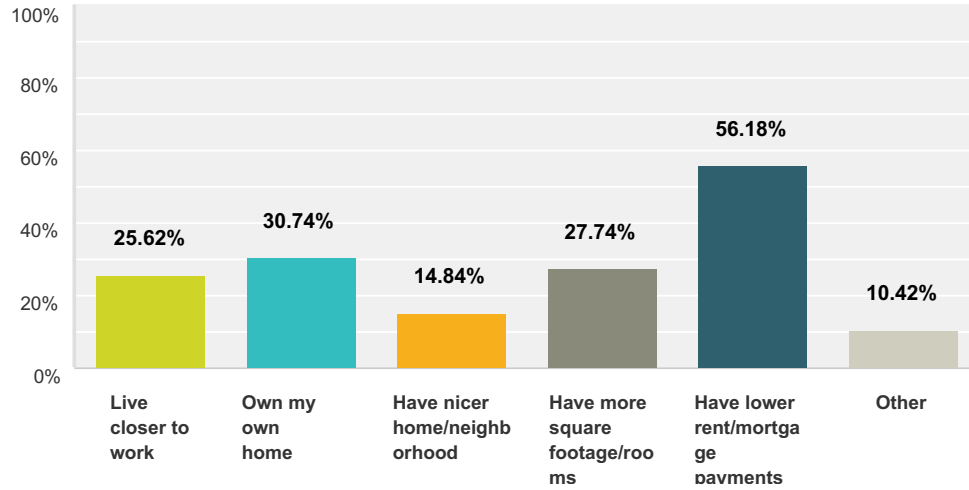
Answered: 566 Skipped: 61



	Definitely agree	Generally agree	Slightly agree	Slightly disagree	Generally disagree	Definitely disagree	Total	Weighted Average
The cost of housing will impact my long term ability to stay in this area.	58.66% 332	20.67% 117	9.01% 51	2.30% 13	4.42% 25	4.95% 28	566	5.12

**Q16 What things would make your current housing arrangements more satisfactory?  
(Check up to 2 choices ONLY)**

Answered: 566 Skipped: 61

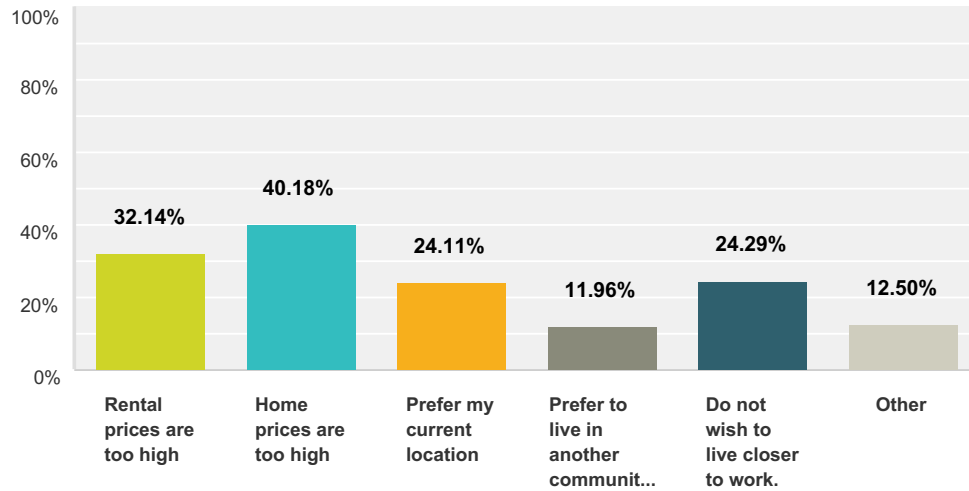


Answer Choices	Responses
Live closer to work	25.62% 145
Own my own home	30.74% 174
Have nicer home/neighborhood	14.84% 84
Have more square footage/rooms	27.74% 157
Have lower rent/mortgage payments	56.18% 318
Other	10.42% 59
<b>Total Respondents: 566</b>	



**Q17 If you would prefer to live closer to work, why don't you? (Mark ALL that apply.)  
If you do not wish to live closer to work, please select, "Do not wish to live closer to work."**

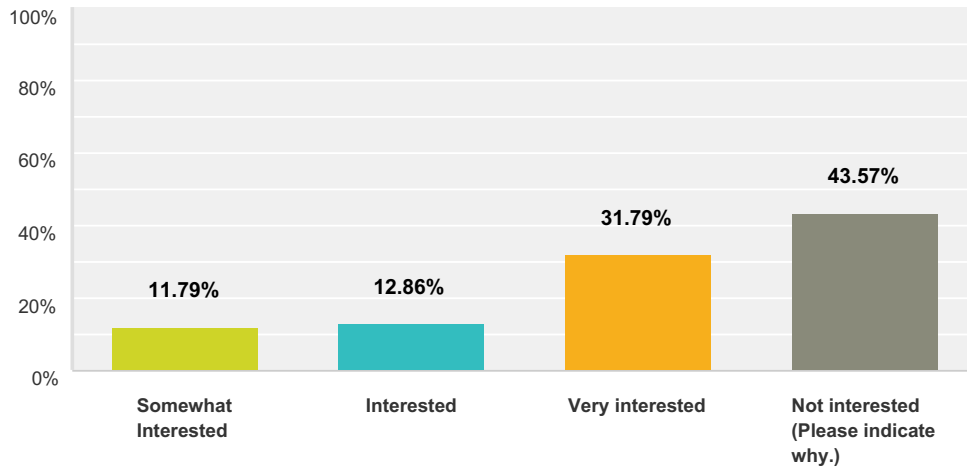
Answered: 560 Skipped: 67



Answer Choices	Responses	Count
Rental prices are too high	32.14%	180
Home prices are too high	40.18%	225
Prefer my current location	24.11%	135
Prefer to live in another community for lifestyle and amenities reasons	11.96%	67
Do not wish to live closer to work.	24.29%	136
Other	12.50%	70
<b>Total Respondents: 560</b>		

**Q18 San Mateo Community College District has a housing assistance program for employees that includes five year rentals at below market rates, so that employees can use that time to save money to buy a home. How interested would you be in this type of program? (If you are not interested, please indicate why.)**

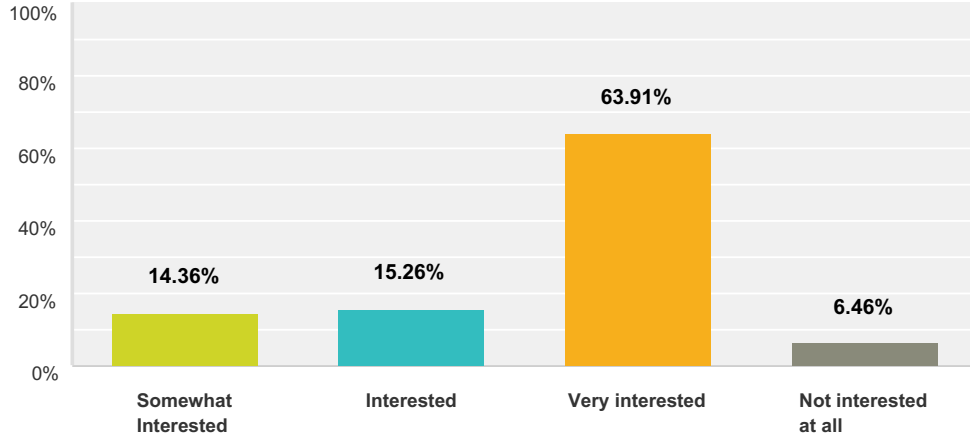
Answered: 560 Skipped: 67



Answer Choices	Responses	
Somewhat Interested	11.79%	66
Interested	12.86%	72
Very interested	31.79%	178
Not interested (Please indicate why.)	43.57%	244
<b>Total</b>		<b>560</b>

**Q19 Imagine you're beginning your career in the SMUHSD today. How interested do you think you would be in renting a property through the District if you were just starting out in your career?**

Answered: 557 Skipped: 70



Answer Choices	Responses	
Somewhat Interested	14.36%	80
Interested	15.26%	85
Very interested	63.91%	356
Not interested at all	6.46%	36
<b>Total</b>		<b>557</b>

**Q20 Please use the space below to share any additional thoughts or opinions related to housing that you would like to be considered.**

Answered: 221 Skipped: 406

**Q21 If you are comfortable sharing your name and email, please note this information below. The District team working on this research project may contact you for additional perspective.**

Answered: 201 Skipped: 426

Answer Choices	Responses
Name	99.50% 200
Company	0.00% 0
Address	0.00% 0
Address 2	0.00% 0
City/Town	0.00% 0
State/Province	0.00% 0
ZIP/Postal Code	0.00% 0
Country	0.00% 0
Email	99.50% 200
Phone Number	0.00% 0