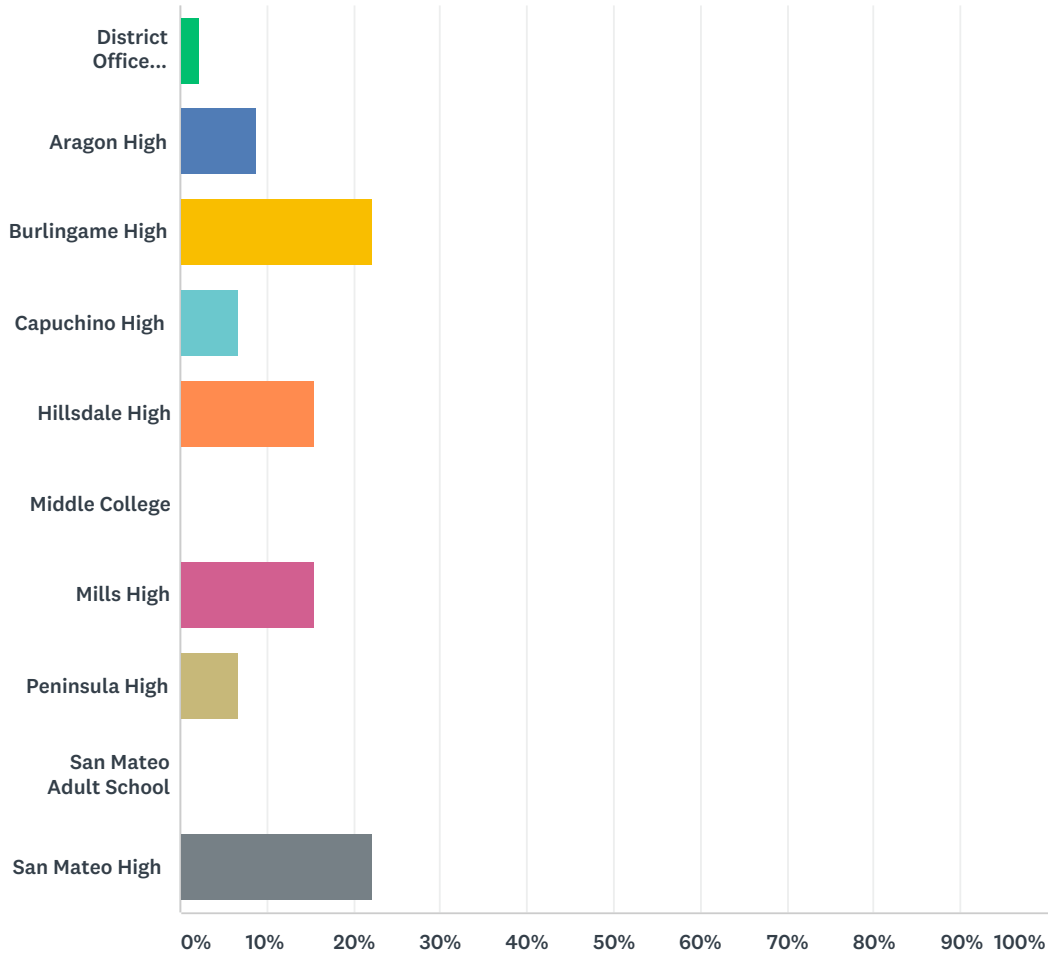


Q1 Where do you work?

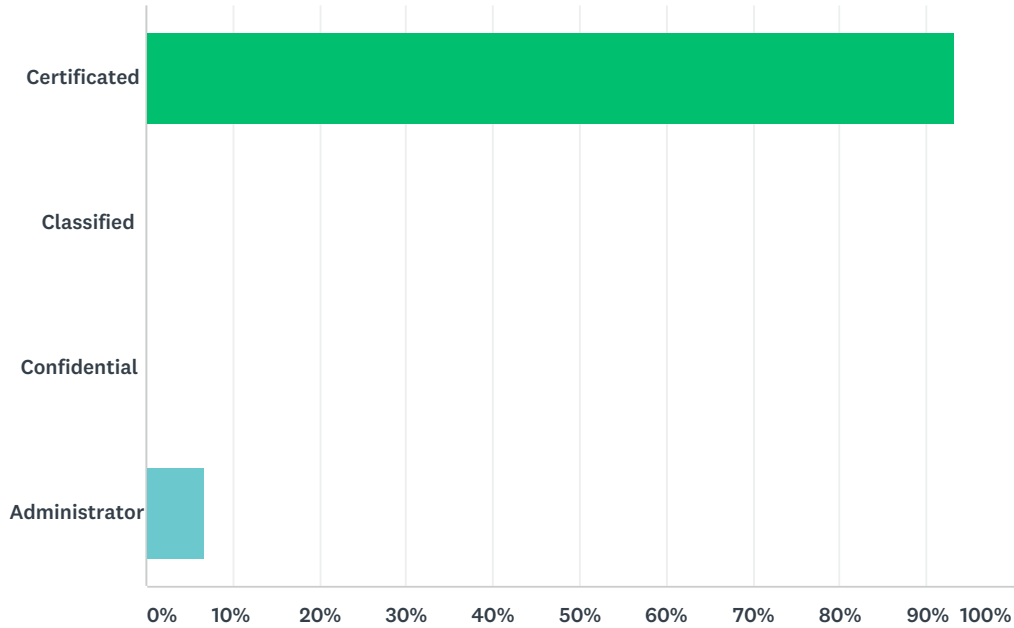
Answered: 45 Skipped: 0



ANSWER CHOICES	RESPONSES	
District Office (Superintendent, HR, Instruction, Business Services)	2.22%	1
Aragon High	8.89%	4
Burlingame High	22.22%	10
Capuchino High	6.67%	3
Hillsdale High	15.56%	7
Middle College	0.00%	0
Mills High	15.56%	7
Peninsula High	6.67%	3
San Mateo Adult School	0.00%	0
San Mateo High	22.22%	10
TOTAL		45

Q2 What is your SMUHSD employment status?

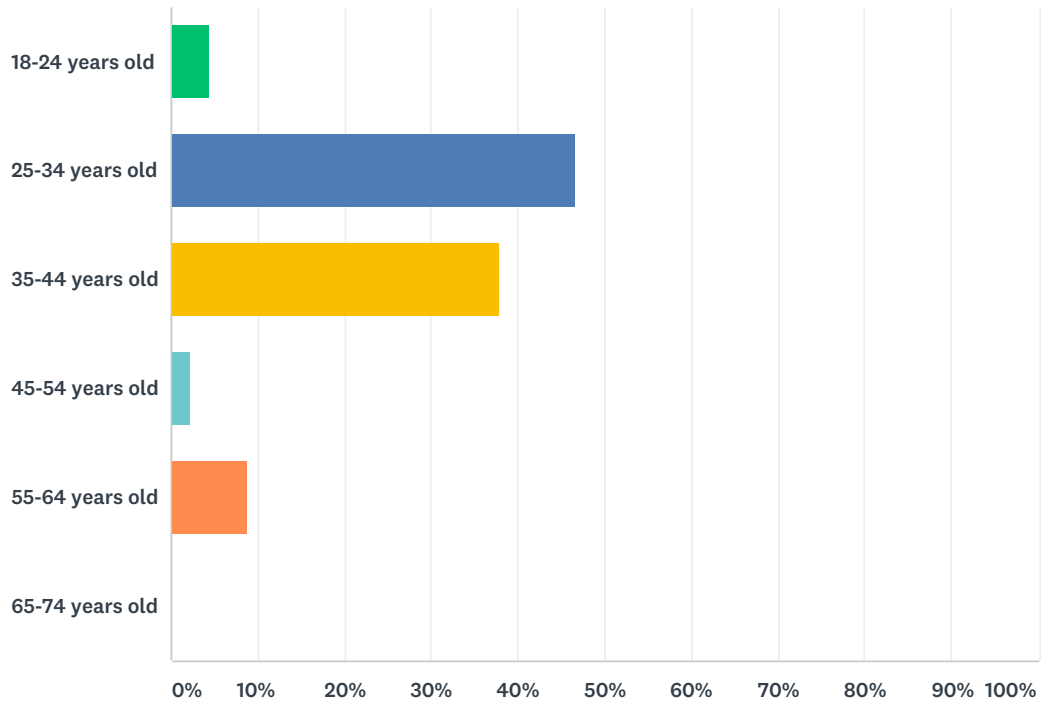
Answered: 45 Skipped: 0



ANSWER CHOICES	RESPONSES
Certificated	93.33% 42
Classified	0.00% 0
Confidential	0.00% 0
Administrator	6.67% 3
TOTAL	45

Q3 Please share your age.

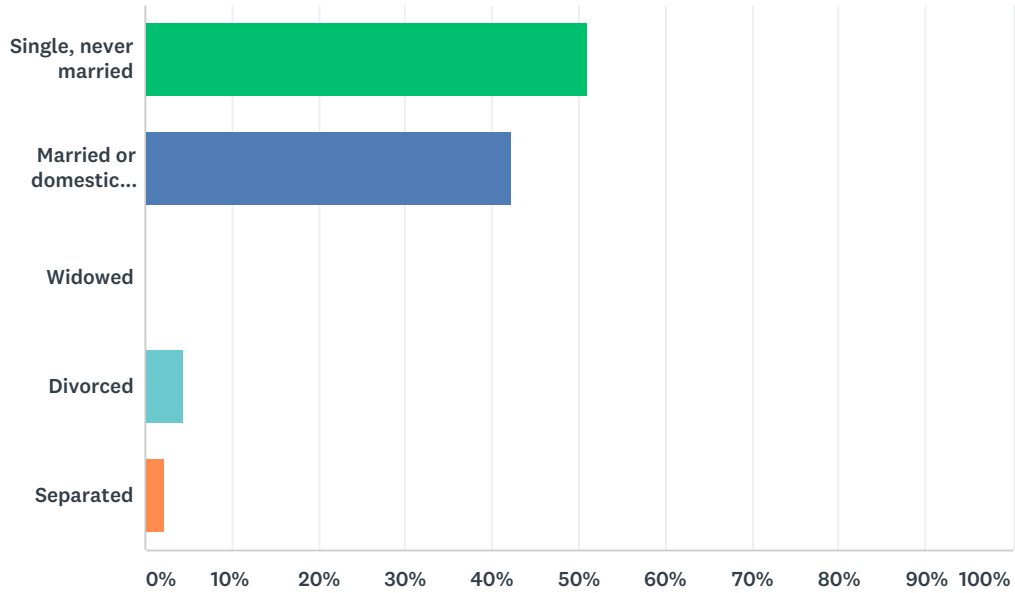
Answered: 45 Skipped: 0



ANSWER CHOICES	RESPONSES
18-24 years old	4.44% 2
25-34 years old	46.67% 21
35-44 years old	37.78% 17
45-54 years old	2.22% 1
55-64 years old	8.89% 4
65-74 years old	0.00% 0
TOTAL	45

Q4 What is your marital status?

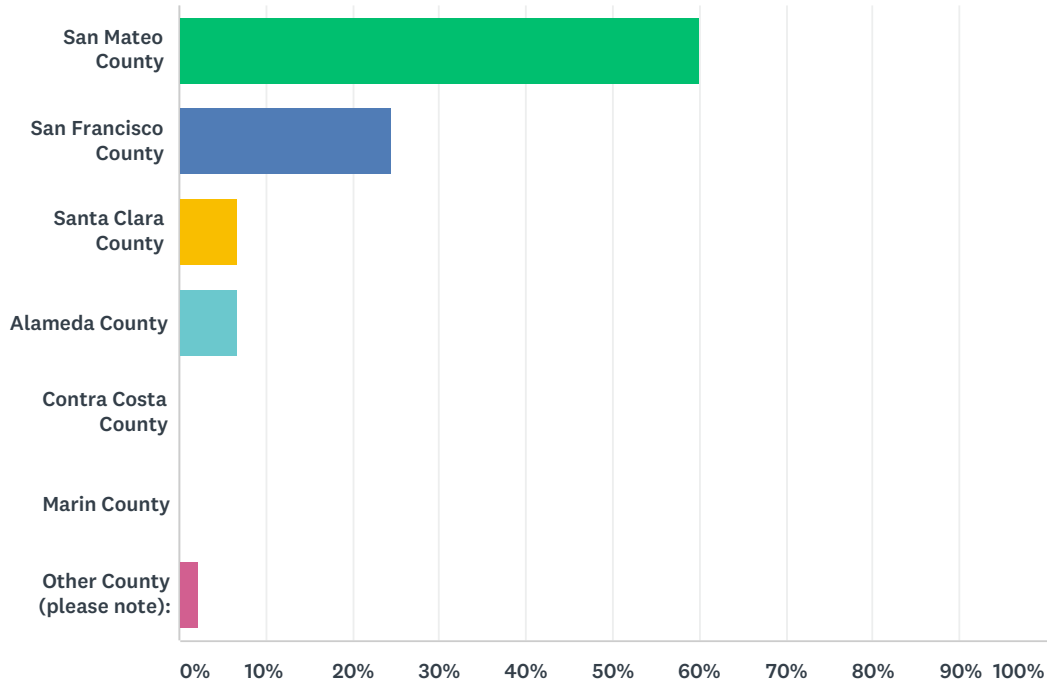
Answered: 45 Skipped: 0



ANSWER CHOICES	RESPONSES	
Single, never married	51.11%	23
Married or domestic partnership	42.22%	19
Widowed	0.00%	0
Divorced	4.44%	2
Separated	2.22%	1
TOTAL		45

Q5 Where do you currently live?

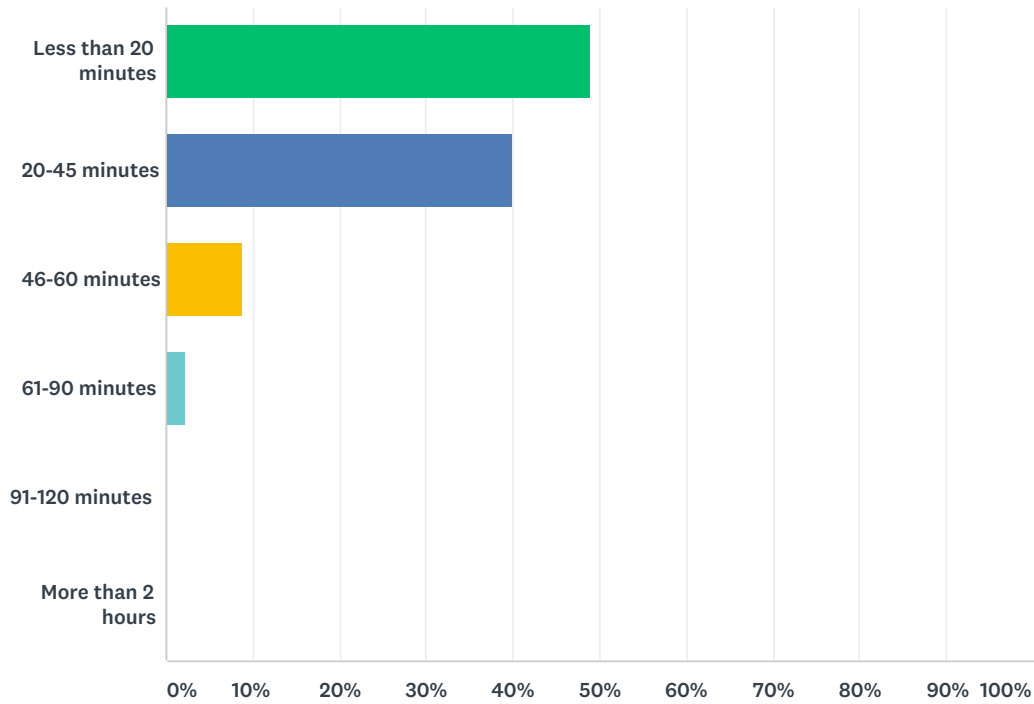
Answered: 45 Skipped: 0



ANSWER CHOICES	RESPONSES	
San Mateo County	60.00%	27
San Francisco County	24.44%	11
Santa Clara County	6.67%	3
Alameda County	6.67%	3
Contra Costa County	0.00%	0
Marin County	0.00%	0
Other County (please note):	2.22%	1
TOTAL		45

Q6 How many minutes is your commute – ONE WAY – on a typical day?

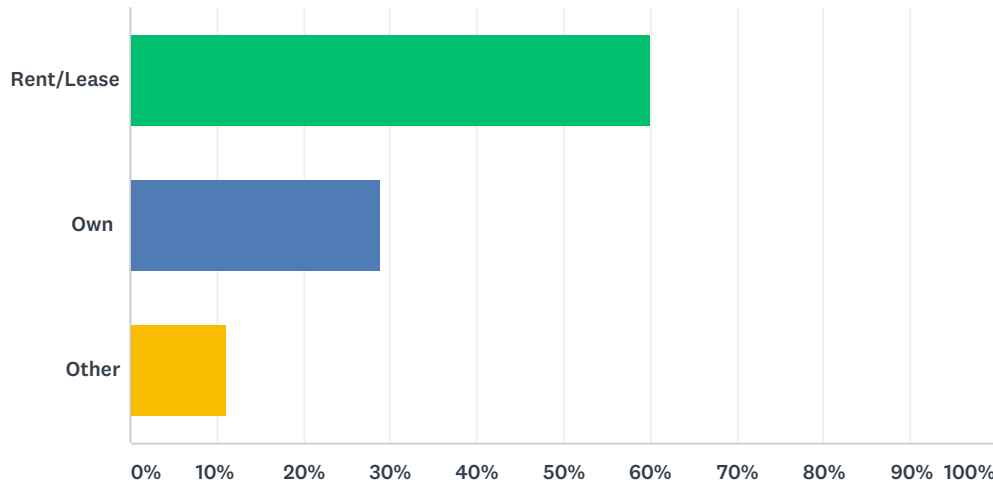
Answered: 45 Skipped: 0



ANSWER CHOICES	RESPONSES	
Less than 20 minutes	48.89%	22
20-45 minutes	40.00%	18
46-60 minutes	8.89%	4
61-90 minutes	2.22%	1
91-120 minutes	0.00%	0
More than 2 hours	0.00%	0
TOTAL		45

Q7 Do you rent or own your current dwelling?

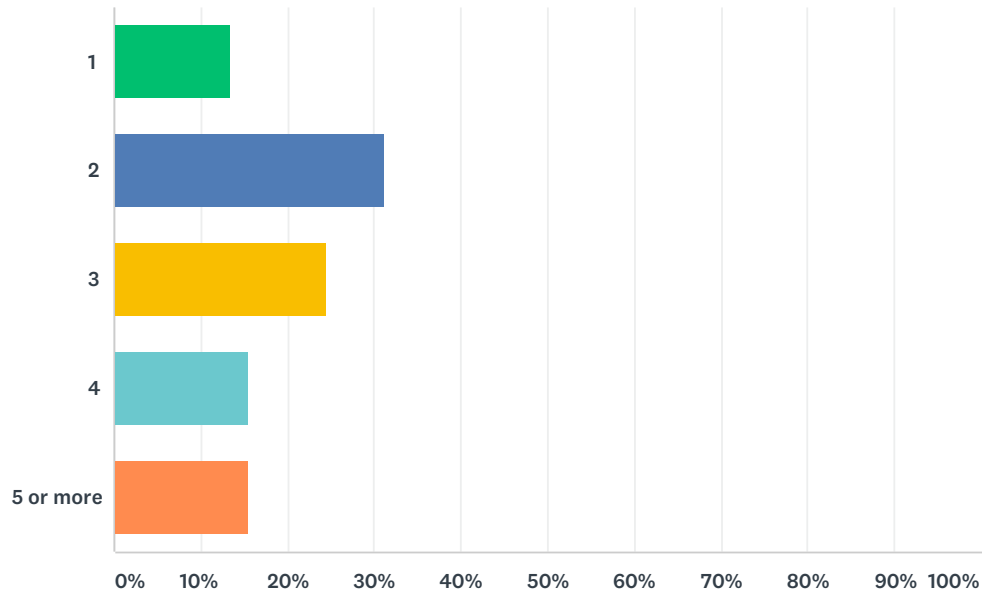
Answered: 45 Skipped: 0



ANSWER CHOICES	RESPONSES	
Rent/Lease	60.00%	27
Own	28.89%	13
Other	11.11%	5
TOTAL		45

Q8 How many people, including yourself, make up your household?

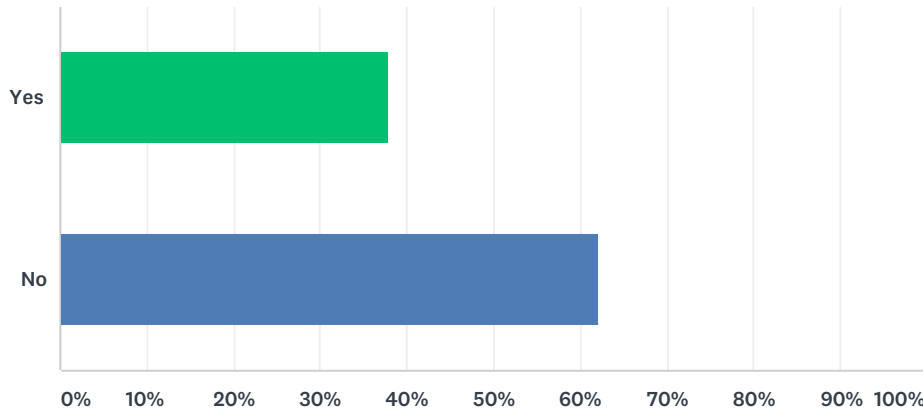
Answered: 45 Skipped: 0



ANSWER CHOICES	RESPONSES	
1	13.33%	6
2	31.11%	14
3	24.44%	11
4	15.56%	7
5 or more	15.56%	7
TOTAL		45

Q9 Do you have children in your household? If so, please indicate how many children.

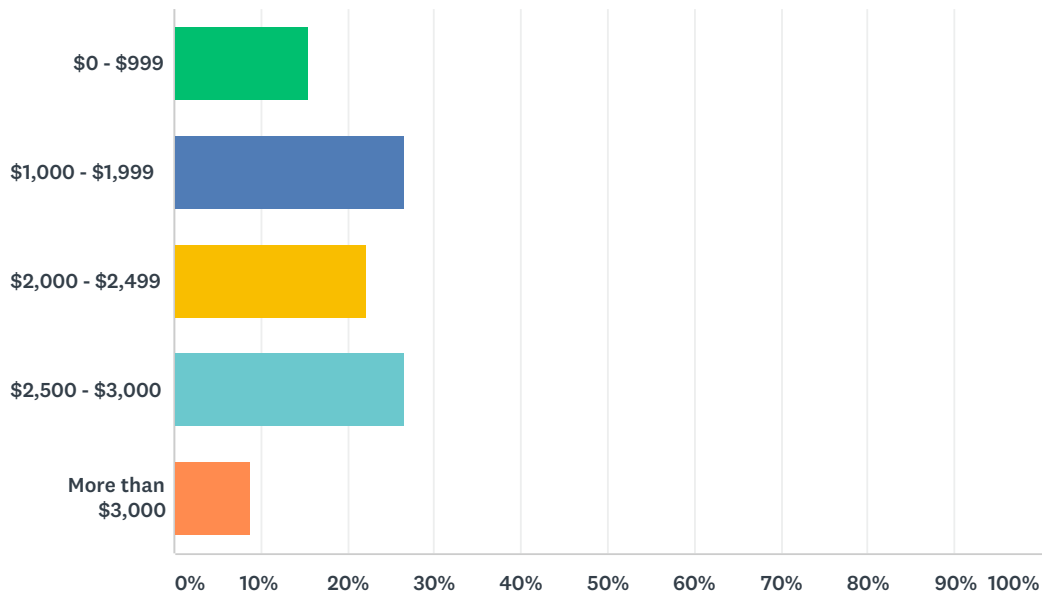
Answered: 45 Skipped: 0



ANSWER CHOICES	RESPONSES	
Yes	37.78%	17
No	62.22%	28
TOTAL		45

Q10 What is your monthly total rent/mortgage (excluding taxes, insurance, utilities, etc.)?

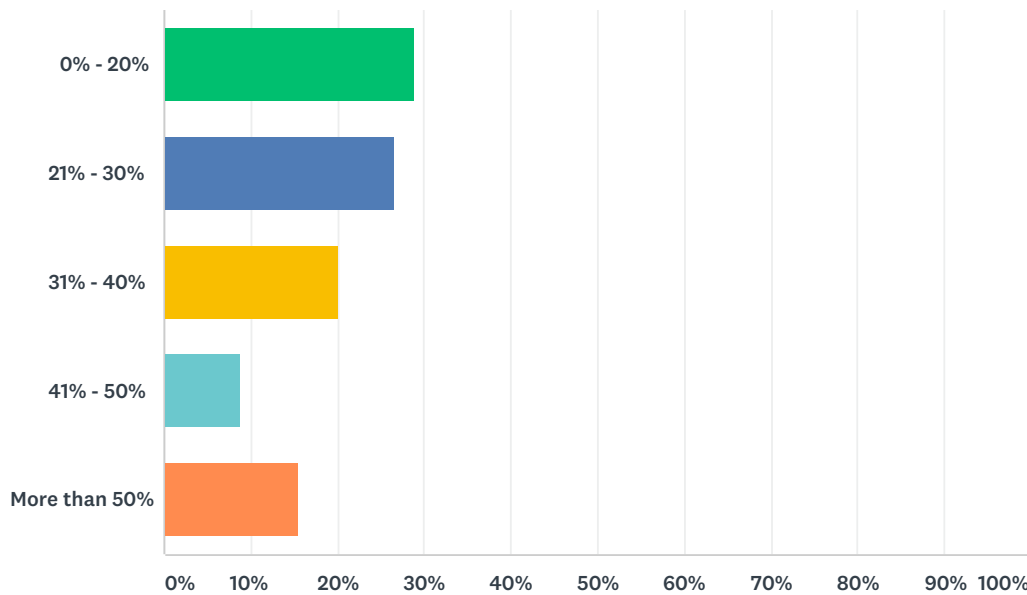
Answered: 45 Skipped: 0



ANSWER CHOICES	RESPONSES	
\$0 - \$999	15.56%	7
\$1,000 - \$1,999	26.67%	12
\$2,000 - \$2,499	22.22%	10
\$2,500 - \$3,000	26.67%	12
More than \$3,000	8.89%	4
TOTAL		45

Q11 What percentage of your total GROSS (before tax deductions) household income goes toward your rent/mortgage (excluding taxes, insurance, utilities, etc.)? If you share the cost of living with a spouse, partner or roommate, please consider all sources of income for your response.

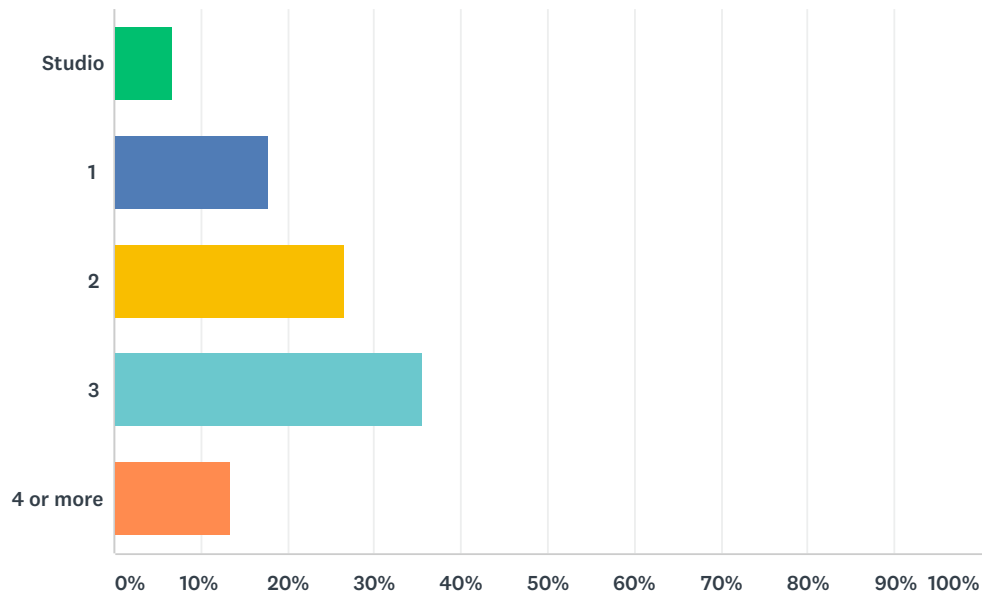
Answered: 45 Skipped: 0



ANSWER CHOICES	RESPONSES
0% - 20%	28.89% 13
21% - 30%	26.67% 12
31% - 40%	20.00% 9
41% - 50%	8.89% 4
More than 50%	15.56% 7
TOTAL	45

Q12 What is the minimum number of bedrooms you would like to have in your home?

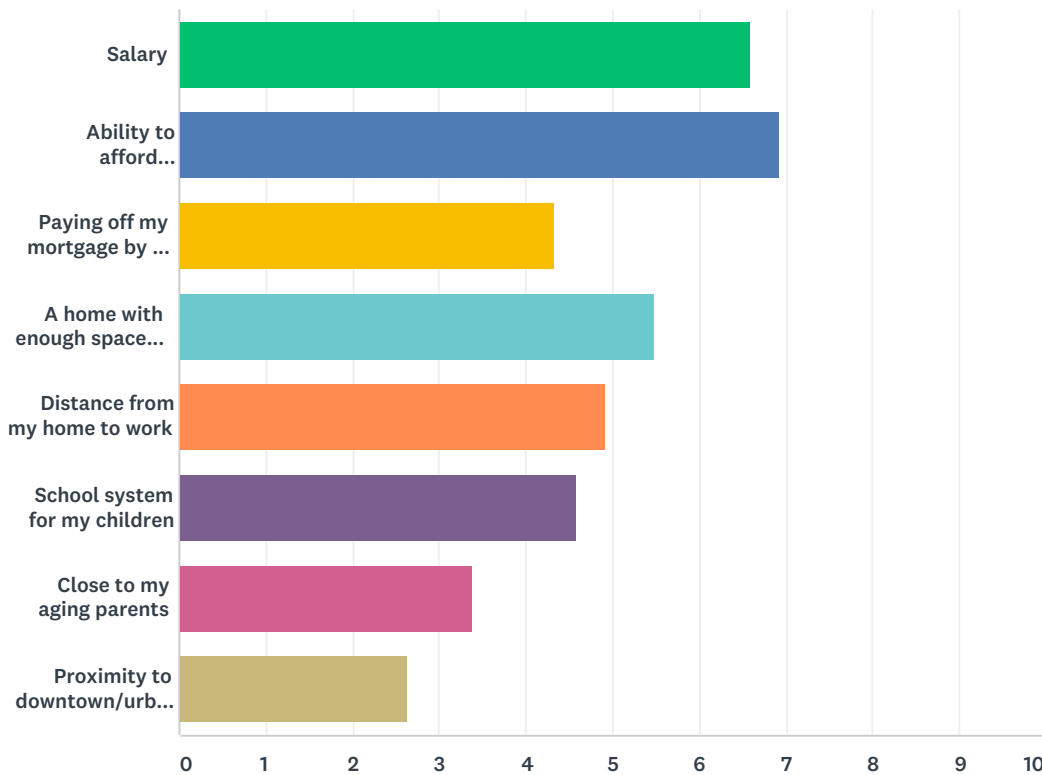
Answered: 45 Skipped: 0



ANSWER CHOICES	RESPONSES	
Studio	6.67%	3
1	17.78%	8
2	26.67%	12
3	35.56%	16
4 or more	13.33%	6
TOTAL		45

Q13 In the order of importance, please rank how important the following things are to you with 1 being the most important and 8 being the least. If an item does not apply, please mark it with N/A. PLEASE RANK EACH ITEM OR MARK "NOT APPLICABLE." ALSO, YOU CANNOT ASSIGN THE SAME VALUE TO TWO CHOICES. ONCE EACH CHOICE IS ASSIGNED A UNIQUE NUMBER OR "NOT APPLICABLE," YOU WILL BE ALLOWED TO MOVE ONTO THE NEXT QUESTION.

Answered: 45 Skipped: 0



	1	2	3	4	5	6	7	8	N/A	TOTAL	SCORE
Salary	48.89% 22	15.56% 7	11.11% 5	6.67% 3	4.44% 2	4.44% 2	6.67% 3	0.00% 0	2.22% 1	45	6.59
Ability to afford rent/mortgage	28.89% 13	42.22% 19	13.33% 6	0.00% 0	4.44% 2	2.22% 1	0.00% 0	0.00% 0	8.89% 4	45	6.93
Paying off my mortgage by the time I retire	4.44% 2	6.67% 3	11.11% 5	13.33% 6	11.11% 5	8.89% 4	6.67% 3	8.89% 4	28.89% 13	45	4.34
A home with enough space for myself and family	13.33% 6	13.33% 6	17.78% 8	24.44% 11	20.00% 9	4.44% 2	0.00% 0	2.22% 1	4.44% 2	45	5.49
Distance from my home to work	0.00% 0	8.89% 4	22.22% 10	33.33% 15	20.00% 9	6.67% 3	2.22% 1	2.22% 1	4.44% 2	45	4.91
School system for my children	2.22% 1	8.89% 4	11.11% 5	11.11% 5	4.44% 2	13.33% 6	6.67% 3	2.22% 1	40.00% 18	45	4.59

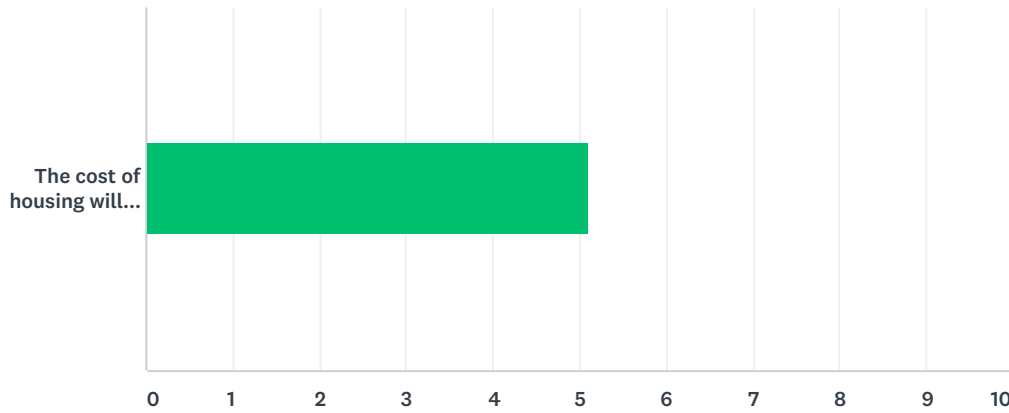
SMUHSD Housing Survey for Employees Hired in 16/17 School Year

SurveyMonkey

Close to my aging parents	0.00% 0	2.22% 1	6.67% 3	6.67% 3	15.56% 7	8.89% 4	15.56% 7	8.89% 4	35.56% 16	45	3.38
Proximity to downtown/urban center vs more residential area	0.00% 0	0.00% 0	4.44% 2	0.00% 0	13.33% 6	31.11% 14	20.00% 9	20.00% 9	11.11% 5	45	2.63

Q14 Please mark your level of agreement with the following statement:

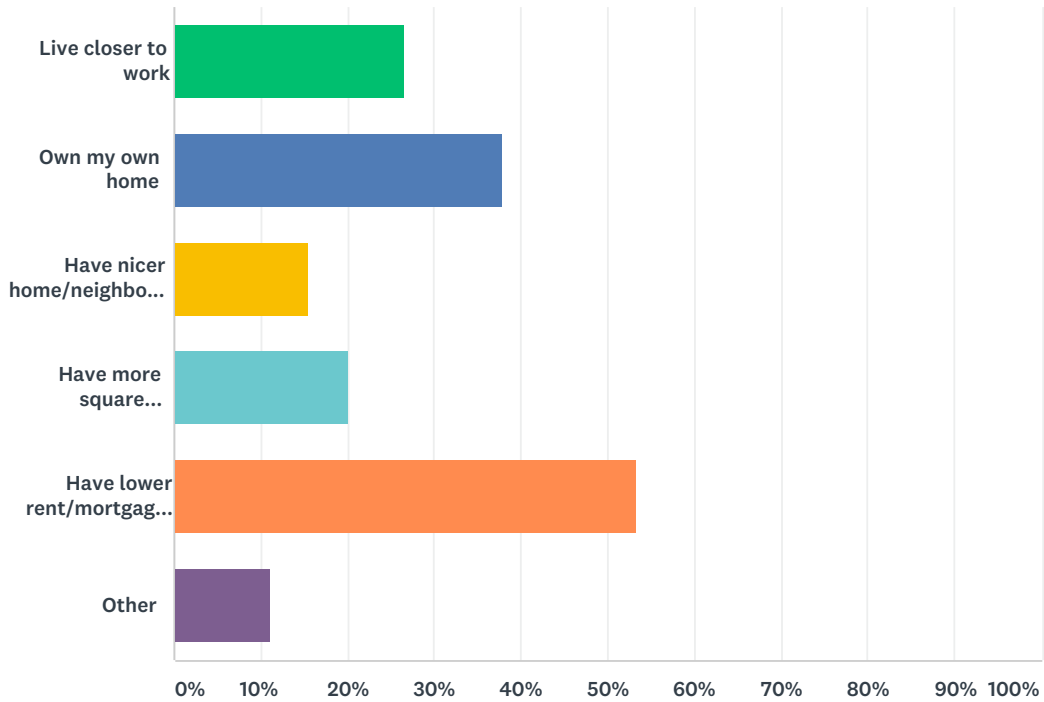
Answered: 45 Skipped: 0



	DEFINITELY AGREE	GENERALLY AGREE	SLIGHTLY AGREE	SLIGHTLY DISAGREE	GENERALLY DISAGREE	DEFINITELY DISAGREE	TOTAL	WEIGHTED AVERAGE
The cost of housing will impact my long term ability to stay in this area.	48.89% 22	31.11% 14	11.11% 5	2.22% 1	4.44% 2	2.22% 1	45	5.11

Q15 What things would make your current housing arrangements more satisfactory? (Check up to 2 choices ONLY)

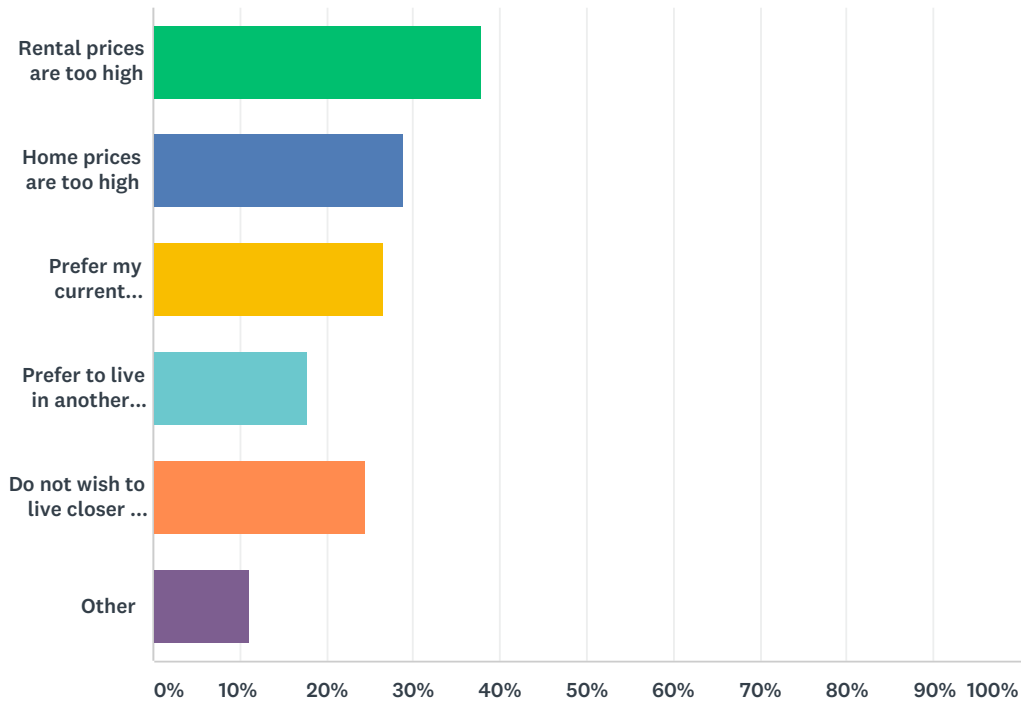
Answered: 45 Skipped: 0



ANSWER CHOICES	RESPONSES
Live closer to work	26.67% 12
Own my own home	37.78% 17
Have nicer home/neighborhood	15.56% 7
Have more square footage/rooms	20.00% 9
Have lower rent/mortgage payments	53.33% 24
Other	11.11% 5
Total Respondents: 45	

Q16 If you would prefer to live closer to work, why don't you? (Mark ALL that apply.) If you do not wish to live closer to work, please select, "Do not wish to live closer to work."

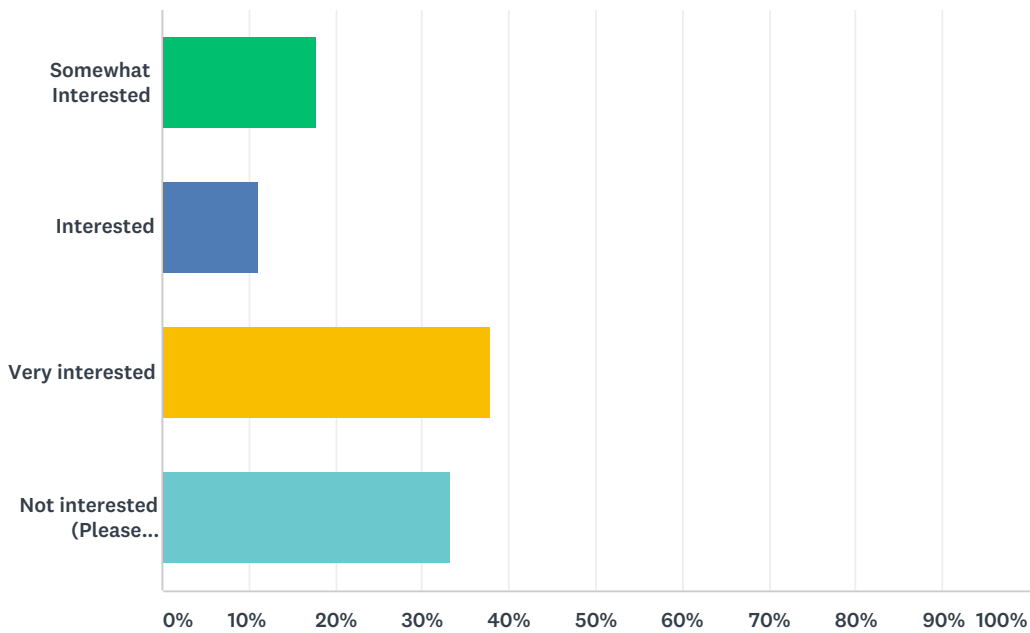
Answered: 45 Skipped: 0



ANSWER CHOICES	RESPONSES	
Rental prices are too high	37.78%	17
Home prices are too high	28.89%	13
Prefer my current location	26.67%	12
Prefer to live in another community for lifestyle and amenities reasons	17.78%	8
Do not wish to live closer to work.	24.44%	11
Other	11.11%	5
Total Respondents: 45		

Q17 San Mateo Community College District has a housing assistance program for employees that includes five year rentals at below market rates, so that employees can use that time to save money to buy a home. How interested would you be in this type of program? (If you are not interested, please indicate why.)

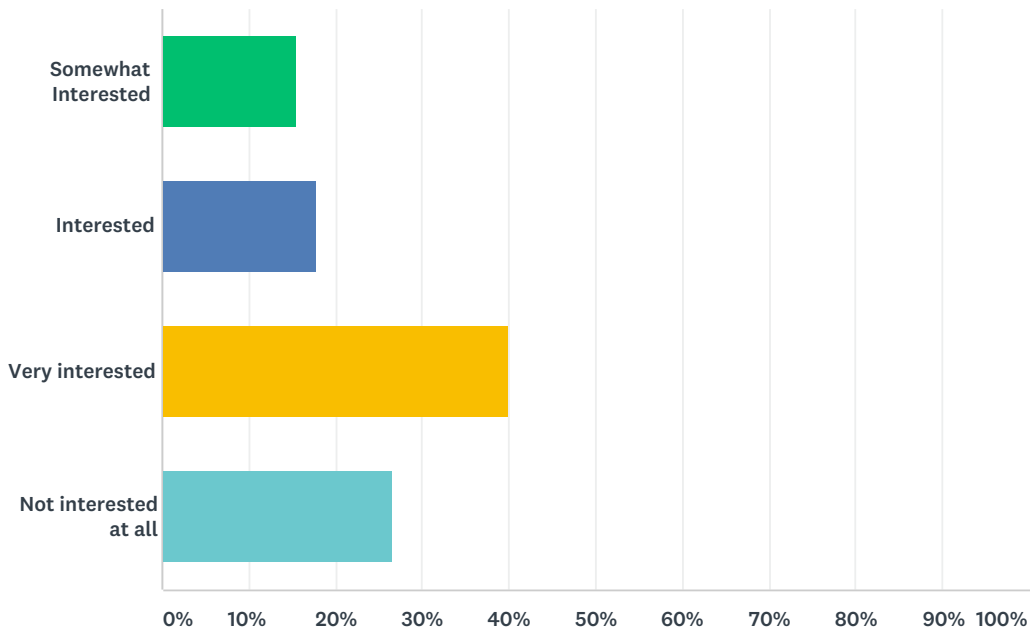
Answered: 45 Skipped: 0



ANSWER CHOICES	RESPONSES	
Somewhat Interested	17.78%	8
Interested	11.11%	5
Very interested	37.78%	17
Not interested (Please indicate why.)	33.33%	15
TOTAL		45

Q18 How interested do you think you would be in a below market rate rental through the District?

Answered: 45 Skipped: 0



ANSWER CHOICES	RESPONSES
Somewhat Interested	15.56% 7
Interested	17.78% 8
Very interested	40.00% 18
Not interested at all	26.67% 12
TOTAL	45