

# School Plan for Student Achievement (SPSA) Template

Instructions and requirements for completing the SPSA template may be found in the SPSA Template Instructions.

School Name	County-District-School (CDS) Code	Schoolsite Council (SSC) Approval Date	Local Board Approval Date
Peninsula High School	41-69047-0135814	10/14/2019	

## Purpose and Description

Briefly describe the purpose of this plan (Select from Schoolwide Program, Comprehensive Support and Improvement, Targeted Support and Improvement, or Additional Targeted Support and Improvement)

The School Plan for Student Achievement (SPSA) is a strategic plan that maximizes the resources

Briefly describe the school's plan for effectively meeting the ESSA requirements in alignment with the Local Control and Accountability Plan and other federal, state, and local programs.

The SSC is correctly constituted and was formed in accordance with district governing board policy and state law. The SSC reviewed its responsibilities under state law and district governing board policies, including those board policies relating to material changes in the School Plan for Student Achievement (SPSA) requiring board approval. The SSC sought and considered all recommendations from the following groups or committees before adopting this plan: School Site Council, ELAC, District Cabinet, and the School Board.

# Comprehensive Needs Assessment Components

## Data Analysis

Please refer to the School and Student Performance Data section where an analysis is provided.

## Surveys

This section provides a description of surveys (i.e., Student, Parent, Teacher) used during the school-year, and a summary of results from the survey(s).

2018-2019 Healthy Kids Survey Results:

1. 32% parents did not finish high school.
2. 7% students live in a home with more than one family.
3. 10% students are gay, lesbian, or bisexual.
4. 28% students had mostly D and F grades in past 12 months.
5. 40% student see highly caring adults at school.
6. 23% students feel very safe at school and 54% feel safe.
7. 66% students state that they have never been made fun of, insulted, or called names at school.
8. 90% students have never been afraid of being beaten up at school.
9. 81% students have never seen anyone carrying a gun, knife or other weapon at school.
10. 59% students admit to tried marijuana 4 or more times in their lifetime.

Annual February Student Survey Results 2019

Highlights as it relates to student achievement:

1. 65% of students do not live with both biological parents.
2. 80% of students have after-school responsibilities ranging from night school, work, community service or taking care of a sibling.
3. 40% of students prefer to learn with a balanced approach to instruction of independent work, group work, and lecture/discussion.
4. 40% of students would prefer to have more interactive class activities.
5. 80% of students would like assistance with finding employment and filling out applications.
6. 25% of students would like a career pathway in tourism and hospitality.
7. 80% of students felt there is an adult on-campus who cares about them (21% said "no").
8. 85% of students would prefer to see more field trips.
9. 88% of students stated their counselor is available to them.
10. 92% of students felt they can graduate from PHS with a diploma. 80% felt they are on-track for the PHS diploma.

## Classroom Observations

This section provides a description of types and frequency of classroom observations conducted during the school-year and a summary of findings.

Classroom observations provide the following data for analysis:

1. Instruction in the classroom follows SMUHSD courses of study and Common Core State Standards.
2. Students are on-task and engaged in learning while teachers utilize strategies for meeting diverse student needs, e.g. active participation, small group instruction, technology, direct instruction, differentiated instruction, cooperative learning, and laboratory discoveries.
3. Students are assessed on a regular basis and assessment information is used to guide instruction in the classroom. Teachers use and are trained on using formative assessments.
4. Classrooms are in good condition and well-equipped with technology for teachers and students, for example, teacher-use computers, student-use computers, LCD projectors, multiple internet access ports, 100% wifi, student response system remotes, document cameras, netbooks and other instructional media tools.
5. Classroom and school-wide procedures and routines are evident.
6. Teachers and administrators work together to enforce school-wide rules and support students in meeting school and classroom expectations for behavior.
7. Walk-throughs are routinely performed by the administration, and teachers are informed. We look for content standards, agenda, and essential question posted and implemented daily.
8. Class instruction is observed through formal and informal classroom visits by the school administration.
9. Instructional Coach and work with teachers for one-on-one professional development and support in the teacher evaluation process.
10. Certificated Staff complete a round of peer to peer observations each trimester and give each other feedback based on classroom management, academic rigor and culture.

## Analysis of Current Instructional Program

The following statements are derived from the Elementary and Secondary Education Act (ESEA) of 1965 and Essential Program Components (EPCs). In conjunction with the needs assessments, these categories may be used to discuss and develop critical findings that characterize current instructional practice for numerically significant subgroups as well as individual students who are:

- Not meeting performance goals
- Meeting performance goals
- Exceeding performance goals

Discussion of each of these statements should result in succinct and focused findings based on verifiable facts. Avoid vague or general descriptions. Each successive school plan should examine the status of these findings and note progress made. Special consideration should be given to any practices, policies, or procedures found to be noncompliant through ongoing monitoring of categorical programs.

## Standards, Assessment, and Accountability

Use of state and local assessments to modify instruction and improve student achievement (ESEA)

PHS School Site Council will review, analyze, and make recommendations using the following data:

1. CAASPP data
2. Local data; for example, attendance data, GPA data, course completion, graduation rates
3. California English Language Development (ELPAC) data
4. Community College entrance exam data
5. Academic Core data
6. Graduation completion data, and on-track for graduation data
7. Common assessment data
8. Healthy Kids survey results
9. PLC data

Use of data to monitor student progress on curriculum-embedded assessments and modify instruction (EPC)

PHS School Site Council will use the following data to monitor progress:

1. CCSS formative and summative assessments
2. Online learning results (Newsela, SRI/SMI Data and Results)
3. CAASPP data

## Staffing and Professional Development

Status of meeting requirements for highly qualified staff (ESEA)

100% (10/10) of PHS certificated staff meet the NCLB highly qualified staff requirement.

Sufficiency of credentialed teachers and teacher professional development (e.g., access to instructional materials training on SBE-adopted instructional materials) (EPC)

100% of PHS teachers are credentialed by California Teacher Credentialing. Professional Development (PD) is provided as long as the PD aligns with the achievement for the school. We use Title I (EIA), Title II, Title IIIA and EIA.

Alignment of staff development to content standards, assessed student performance, and professional needs (ESEA)

Staff development is aligned to our achievement goals using Smarter Balance Data/CAASPP, California English Language Development (CELDT) data, California State Standards in Core Classes, Academic Core data, graduation completion data, on-track for graduation data, and GATES reading scores as measurements.

Ongoing instructional assistance and support for teachers (e.g., use of content experts and instructional coaches) (EPC)

PHS staff uses an Instructional Coach, Title I Coordinator, PD Coordinator, Wellness Coordinator, and Instructional Technology Coordinator.

Teacher collaboration by grade level (kindergarten through grade eight [K–8]) and department (grades nine through twelve) (EPC)

Teachers with common courses are given common prep or collaboration periods to work together on grade level courses. PLCs and department meeting times are embedded into the school's work hours. Departments use department head days to work on instruction alignment and unit/lesson creation.

## Teaching and Learning

Alignment of curriculum, instruction, and materials to content and performance standards (ESEA)

English and mathematics departments have aligned curriculum to state content standards. District-wide benchmarked common assessments are given to each student (9th-11th grades).

Adherence to recommended instructional minutes for reading/language arts and mathematics (K–8) (EPC)

Instructional minutes are submitted to the district and exceed the minimum required for continuation/ alternative programs.

Lesson pacing schedule (K–8) and master schedule flexibility for sufficient numbers of intervention courses (EPC)

CCSS mapping and pacing guides are currently being revised to reflect our unit and assessment designs incorporating Constructive Meaning. Our collaboration teams focus on reading strategies, formative assessments, and essential questions (summative assessments.)

Availability of standards-based instructional materials appropriate to all student groups (ESEA)

All classes use CCSS aligned instructional materials.

Use of SBE-adopted and standards-aligned instructional materials, including intervention materials, and for high school students, access to standards-aligned core courses (EPC)

District-adopted textbooks and standards-aligned instructional materials are used in all content areas including support classes.

## Opportunity and Equal Educational Access

Services provided by the regular program that enable underperforming students to meet standards (ESEA)

We have been training our teacher staff to provide project base learning. Our students have difficulty in meeting the demands of showing their results in standards achieved particularly with essays and scantron test. We are going to this approach to help students have more options to show and gain knowledge and achieve success.

Evidence-based educational practices to raise student achievement

PHS uses Title I, and IIIA funds for staff development. PHS will use EIA funds to implement a researched-based reading intervention program.

## Parental Engagement

Resources available from family, school, district, and community to assist under-achieving students (ESEA)

PHS uses parent outreach coordinator, College and Career Advisor, PCRC, Insights, and hired an MFT licensed counselor now known as our Wellness Coordinator to communicate with under-achieving students. Hired a Parent Involvement Coordinator to make contact and interventions with students and families. Recently, we hired a Career Coordinator to further explore aligning jobs to skills being taught in our Career Technical Education (CTE) pathways.

Involvement of parents, community representatives, classroom teachers, other school personnel, and students in secondary schools, in the planning, implementation, and evaluation of ConApp programs (5 California Code of Regulations 3932)

School Site Council under the guidance of the Title I Coordinator plans, implements, and evaluates CCR applications.

### Funding

Services provided by categorical funds that enable underperforming students to meet standards (ESEA)

EIA, Title I, and III

Fiscal support (EPC)

EIA, Title I, and III

## **Stakeholder Involvement**

How, when, and with whom did the school consult as part of the planning process for this SPSA/Annual Review and Update?

### **Involvement Process for the SPSA and Annual Review and Update**

School Site Council meets once of month. It is composed of teachers, classified staff, administration, students, parent/guardians, and occasionally community members. Seven elected members vote on items on the school budget Title 1 items. The parent representatives can be challenging but are allowed to vote and provide feedback prior to votes at either ELAC or Coffee with the Principal meetings that try to run a few days before each meeting. We consult Samia Shoman on ways we can better utilize resources to support our English Language Learners population.

## **Resource Inequities**

Briefly identify and describe any resource inequities identified as a result of the required needs assessment, as applicable.

# School and Student Performance Data

## Student Enrollment Enrollment By Student Group

Student Enrollment by Subgroup						
Student Group	Percent of Enrollment			Number of Students		
	16-17	17-18	18-19	16-17	17-18	18-19
American Indian	1.1%	%	%	2		
African American	1.7%	%	%	3		
Asian	1.7%	%	%	3		
Filipino	1.7%	%	%	3		
Hispanic/Latino	67.4%	78.95%	%	120	15	
Pacific Islander	6.2%	5.26%	%	11	1	
White	12.4%	%	%	22		
Multiple/No Response	%	%	%			
<b>Total Enrollment</b>				178	19	

## Student Enrollment Enrollment By Grade Level

Student Enrollment by Grade Level			
Grade	Number of Students		
	16-17	17-18	18-19
Grade 9	2		
Grade 10	17	16	
Grade 11	61	1	
Grade 12	98	2	
<b>Total Enrollment</b>	178	19	

Conclusions based on this data:

1.

# School and Student Performance Data

## Student Enrollment English Learner (EL) Enrollment

English Learner (EL) Enrollment						
Student Group	Number of Students			Percent of Students		
	16-17	17-18	18-19	16-17	17-18	18-19
English Learners	54	6		30.3%	31.6%	
Fluent English Proficient (FEP)	48	8		27.0%	42.1%	
Reclassified Fluent English Proficient (RFEP)	16	6		32.0%	11.1%	

### Conclusions based on this data:

1. Though there is a decline in the amount of students, the percentages of EL, FEP and RFEP students represent higher numbers in student populations.
2. There needs to be an emphasis on supporting these groups of students through programs and funding.

# School and Student Performance Data

## CAASPP Results English Language Arts/Literacy (All Students)

Overall Participation for All Students												
Grade Level	# of Students Enrolled			# of Students Tested			# of Students with			% of Enrolled Students		
	16-17	17-18	18-19	16-17	17-18	18-19	16-17	17-18	18-19	16-17	17-18	18-19
Grade 11	82	*		60	*		59	*		73.2		
All Grades	82	*		60	*		59	*		73.2		

\* The “% of Enrolled Students Tested” showing in this table is not the same as “Participation Rate” for federal accountability

Overall Achievement for All Students															
Grade Level	Mean Scale Score			% Standard			% Standard Met			% Standard Nearly			% Standard Not		
	16-17	17-18	18-19	16-17	17-18	18-19	16-17	17-18	18-19	16-17	17-18	18-19	16-17	17-18	18-19
Grade 11	2491.	*		3.39	*		11.86	*		30.51	*		54.24	*	
All Grades	N/A	N/A	N/A	3.39	*		11.86	*		30.51	*		54.24	*	

Reading Demonstrating understanding of literary and non-fictional texts									
Grade Level	% Above Standard			% At or Near Standard			% Below Standard		
	16-17	17-18	18-19	16-17	17-18	18-19	16-17	17-18	18-19
Grade 11	5.08	*		37.29	*		57.63	*	
All Grades	5.08	*		37.29	*		57.63	*	

Writing Producing clear and purposeful writing									
Grade Level	% Above Standard			% At or Near Standard			% Below Standard		
	16-17	17-18	18-19	16-17	17-18	18-19	16-17	17-18	18-19
Grade 11	5.17	*		31.03	*		63.79	*	
All Grades	5.17	*		31.03	*		63.79	*	

Listening Demonstrating effective communication skills									
Grade Level	% Above Standard			% At or Near Standard			% Below Standard		
	16-17	17-18	18-19	16-17	17-18	18-19	16-17	17-18	18-19
Grade 11	3.39	*		61.02	*		35.59	*	
All Grades	3.39	*		61.02	*		35.59	*	

Research/Inquiry Investigating, analyzing, and presenting information									
Grade Level	% Above Standard			% At or Near Standard			% Below Standard		
	16-17	17-18	18-19	16-17	17-18	18-19	16-17	17-18	18-19
Grade 11	6.78	*		44.07	*		49.15	*	
All Grades	6.78	*		44.07	*		49.15	*	



**Conclusions based on this data:**

1.

# School and Student Performance Data

## CAASPP Results Mathematics (All Students)

Overall Participation for All Students												
Grade Level	# of Students Enrolled			# of Students Tested			# of Students with			% of Enrolled Students		
	16-17	17-18	18-19	16-17	17-18	18-19	16-17	17-18	18-19	16-17	17-18	18-19
Grade 11	82	*		55	*		54	*		67.1		
All Grades	82	*		55	*		54	*		67.1		

\* The “% of Enrolled Students Tested” showing in this table is not the same as “Participation Rate” for federal accountability purposes.

Overall Achievement for All Students															
Grade Level	Mean Scale Score			% Standard			% Standard Met			% Standard Nearly			% Standard Not		
	16-17	17-18	18-19	16-17	17-18	18-19	16-17	17-18	18-19	16-17	17-18	18-19	16-17	17-18	18-19
Grade 11	2447.	*		0.00	*		3.70	*		3.70	*		92.59	*	
All Grades	N/A	N/A	N/A	0.00	*		3.70	*		3.70	*		92.59	*	

Concepts & Procedures Applying mathematical concepts and procedures									
Grade Level	% Above Standard			% At or Near Standard			% Below Standard		
	16-17	17-18	18-19	16-17	17-18	18-19	16-17	17-18	18-19
Grade 11	1.85	*		3.70	*		94.44	*	
All Grades	1.85	*		3.70	*		94.44	*	

Problem Solving & Modeling/Data Analysis Using appropriate tools and strategies to solve real world and mathematical problems									
Grade Level	% Above Standard			% At or Near Standard			% Below Standard		
	16-17	17-18	18-19	16-17	17-18	18-19	16-17	17-18	18-19
Grade 11	1.89	*		26.42	*		71.70	*	
All Grades	1.89	*		26.42	*		71.70	*	

Communicating Reasoning Demonstrating ability to support mathematical conclusions									
Grade Level	% Above Standard			% At or Near Standard			% Below Standard		
	16-17	17-18	18-19	16-17	17-18	18-19	16-17	17-18	18-19
Grade 11	0.00	*		42.59	*		57.41	*	
All Grades	0.00	*		42.59	*		57.41	*	

Conclusions based on this data:

1.

# School and Student Performance Data

## ELPAC Results

ELPAC Summative Assessment Data Number of Students and Mean Scale Scores for All Students								
Grade Level	Overall		Oral Language		Written Language		Number of Students Tested	
	17-18	18-19	17-18	18-19	17-18	18-19	17-18	18-19
Grade 10	*		*		*		*	
All Grades							*	

Overall Language Percentage of Students at Each Performance Level for All Students										
Grade Level	Level 4		Level 3		Level 2		Level 1		Total Number of Students	
	17-18	18-19	17-18	18-19	17-18	18-19	17-18	18-19	17-18	18-19
All Grades	*		*		*				*	

Oral Language Percentage of Students at Each Performance Level for All Students										
Grade Level	Level 4		Level 3		Level 2		Level 1		Total Number of Students	
	17-18	18-19	17-18	18-19	17-18	18-19	17-18	18-19	17-18	18-19
All Grades	*		*						*	

Written Language Percentage of Students at Each Performance Level for All Students										
Grade Level	Level 4		Level 3		Level 2		Level 1		Total Number of Students	
	17-18	18-19	17-18	18-19	17-18	18-19	17-18	18-19	17-18	18-19
All Grades			*		*		*		*	

Listening Domain Percentage of Students by Domain Performance Level for All Students								
Grade Level	Well Developed		Somewhat/Moderately		Beginning		Total Number of Students	
	17-18	18-19	17-18	18-19	17-18	18-19	17-18	18-19
All Grades	*		*				*	

Speaking Domain Percentage of Students by Domain Performance Level for All Students								
Grade Level	Well Developed		Somewhat/Moderately		Beginning		Total Number of Students	
	17-18	18-19	17-18	18-19	17-18	18-19	17-18	18-19
All Grades	*		*				*	

Reading Domain Percentage of Students by Domain Performance Level for All Students								
Grade Level	Well Developed		Somewhat/Moderately		Beginning		Total Number of Students	
	17-18	18-19	17-18	18-19	17-18	18-19	17-18	18-19
All Grades	*		*		*		*	

Writing Domain Percentage of Students by Domain Performance Level for All Students								
Grade Level	Well Developed		Somewhat/Moderately		Beginning		Total Number of Students	
	17-18	18-19	17-18	18-19	17-18	18-19	17-18	18-19
All Grades			*				*	

Conclusions based on this data:

- 1.

# School and Student Performance Data

## Student Population

This section provides information about the school's student population.

2017-18 Student Population			
<b>Total Enrollment</b>	<b>Socioeconomically Disadvantaged</b>	<b>English Learners</b>	<b>Foster Youth</b>
<b>219</b>	<b>78.9%</b>	<b>31.6%</b>	
This is the total number of students enrolled.	This is the percent of students who are eligible for free or reduced priced meals; or have parents/guardians who did not receive a high school diploma.	This is the percent of students who are learning to communicate effectively in English, typically requiring instruction in both the English Language and in their academic courses.	This is the percent of students whose well-being is the responsibility of a court.

2017-18 Enrollment for All Students/Student Group		
Student Group	Total	Percentage
English Learners	6	31.6%
Socioeconomically Disadvantaged	15	78.9%

Enrollment by Race/Ethnicity		
Student Group	Total	Percentage
Hispanic	15	78.9%
Two or More Races	3	15.8%
Pacific Islander	1	5.3%

Conclusions based on this data:

1.

# School and Student Performance Data

## Overall Performance

2018 Fall Dashboard Overall Performance for All Students

### Academic Performance

#### English Learner Progress



No Performance Color

### Academic Engagement

#### Graduation Rate



No Performance Color

### Conditions & Climate

#### Suspension Rate



Yellow

#### College/Career



No Performance Color

### Conclusions based on this data:

1.

# School and Student Performance Data

## Academic Performance English Language Arts

The performance levels are color-coded and range from lowest-to-highest performance in the following order:

Lowest Performance      Red      Orange      Yellow      Green      Blue      Highest Performance

This section provides number of student groups in each color.

### 2018 Fall Dashboard English Language Arts Equity Report

Red

Orange

Yellow

Green

Blue

This section provides a view of Student Assessment Results and other aspects of this school's performance, specifically how well students are meeting grade-level standards on the English Language Arts assessment. This measure is based on student performance on the Smarter Balanced Summative Assessment, which is taken annually by students in grades 3–8 and grade 11.

### 2018 Fall Dashboard English Language Arts Performance for All Students/Student Group

All Students

English Learners

Foster Youth

Homeless

Socioeconomically Disadvantaged

Students with Disabilities

### 2018 Fall Dashboard English Language Arts Performance by Race/Ethnicity

African American

American Indian

Asian

Filipino

Hispanic

Two or More Races

Pacific Islander

White

This section provides a view of Student Assessment Results and other aspects of this school's performance, specifically how well students are meeting grade-level standards on the English Language Arts assessment. This measure is based on student performance on the Smarter Balanced Summative Assessment, which is taken annually by students in grades 3–8 and grade 11.

### 2018 Fall Dashboard English Language Arts Data Comparisons for English Learners

Current English Learner

Reclassified English Learners

English Only

Conclusions based on this data:

1.

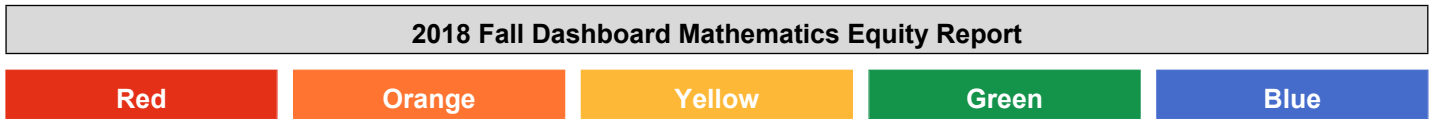
# School and Student Performance Data

## Academic Performance Mathematics

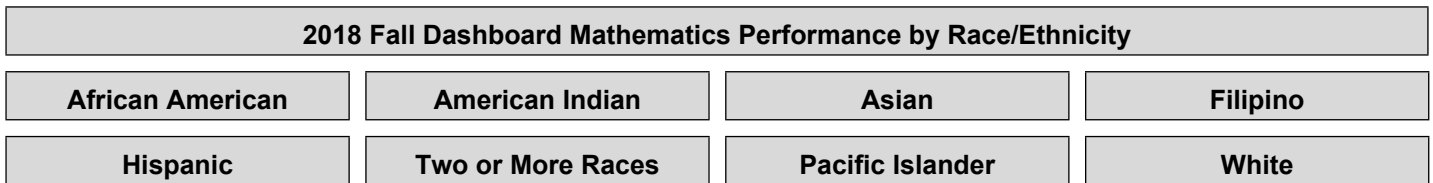
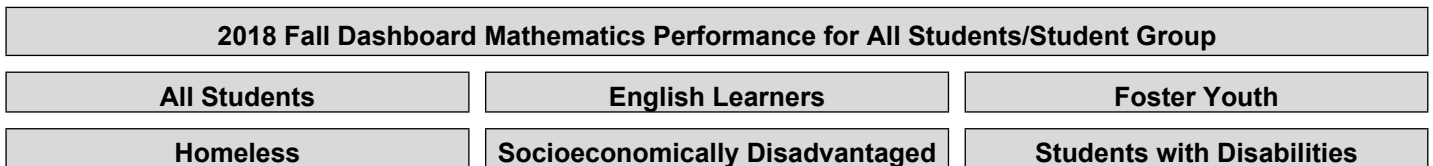
The performance levels are color-coded and range from lowest-to-highest performance in the following order:

Lowest Performance      Red      Orange      Yellow      Green      Blue      Highest Performance

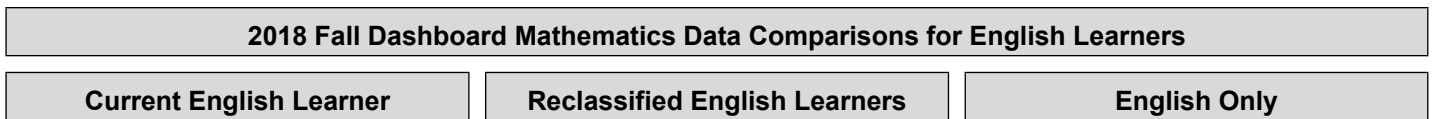
This section provides number of student groups in each color.



This section provides a view of Student Assessment Results and other aspects of this school's performance, specifically how well students are meeting grade-level standards on the Mathematics assessment. This measure is based on student performance on the Smarter Balanced Summative Assessment, which is taken annually by students in grades 3–8 and grade 11.



This section provides a view of Student Assessment Results and other aspects of this school's performance, specifically how well students are meeting grade-level standards on the Mathematics assessment. This measure is based on student performance on the Smarter Balanced Summative Assessment, which is taken annually by students in grades 3–8 and grade 11.



Conclusions based on this data:

- 1.



# School and Student Performance Data

## Academic Performance English Learner Progress

This section provides a view of the percent of students performing at each level on the new English Language Proficiency Assessments for California (ELPAC) assessment. With the transition ELPAC, the 2018 Dashboard is unable to report a performance level (color) for this measure.

2018 Fall Dashboard English Language Proficiency Assessments for California Results				
Number of Students	Level 4 Well Developed	Level 3 Moderately Developed	Level 2 Somewhat Developed	Level 1 Beginning Stage

Conclusions based on this data:

1.

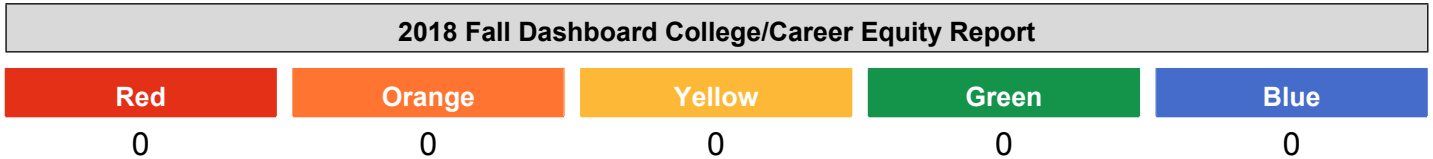
# School and Student Performance Data

## Academic Performance College/Career

The performance levels are color-coded and range from lowest-to-highest performance in the following order:











This section provides number of student groups in each color.



This section provides information on the percentage of high school graduates who are placed in the "Prepared" level on the College/Career Indicator.

2018 Fall Dashboard College/Career for All Students/Student Group		
<p><b>All Students</b></p> <p>No Performance Color</p> <p>0% prepared</p> <p>Maintained 0%</p> <p>13 students</p>	<p><b>English Learners</b></p> <p>No Performance Color</p> <p>Less than 11 Students - Data Not Displayed for Privacy</p> <p>4 students</p>	<p><b>Foster Youth</b></p> <p>No Performance Color</p> <p>0 Students</p>
<p><b>Homeless</b></p> <p>No Performance Color</p> <p>0 Students</p>	<p><b>Socioeconomically Disadvantaged</b></p> <p>No Performance Color</p> <p>0% prepared</p> <p>Maintained 0%</p> <p>11 students</p>	<p><b>Students with Disabilities</b></p> <p>No Performance Color</p> <p>Less than 11 Students - Data Not Displayed for Privacy</p> <p>4 students</p>

**2018 Fall Dashboard College/Career by Race/Ethnicity**

<b>African American</b>	<b>American Indian</b>	<b>Asian</b>	<b>Filipino</b>
 No Performance Color 0 Students	 No Performance Color 0 Students	 No Performance Color 0 Students	 No Performance Color 0 Students
<b>Hispanic</b>	<b>Two or More Races</b>	<b>Pacific Islander</b>	<b>White</b>
 No Performance Color Less than 11 Students - Data Not Displayed for Privacy 8 students	 No Performance Color Less than 11 Students - Data Not Displayed for Privacy 1 students	 No Performance Color 0 Students	 No Performance Color Less than 11 Students - Data Not Displayed for Privacy 2 students

This section provides a view of the percent of students per year that qualify as Not Prepared, Approaching Prepared, and Prepared.

**2018 Fall Dashboard College/Career 3-Year Performance**

<b>Class of 2016</b>	<b>Class of 2017</b>	<b>Class of 2018</b>
0.9% <b>Prepared</b>	0 <b>Prepared</b>	0 <b>Prepared</b>
13.4% <b>Approaching Prepared</b>	7 <b>Approaching Prepared</b>	15.4 <b>Approaching Prepared</b>
85.7% <b>Not Prepared</b>	93 <b>Not Prepared</b>	84.6 <b>Not Prepared</b>

**Conclusions based on this data:**

- 1.

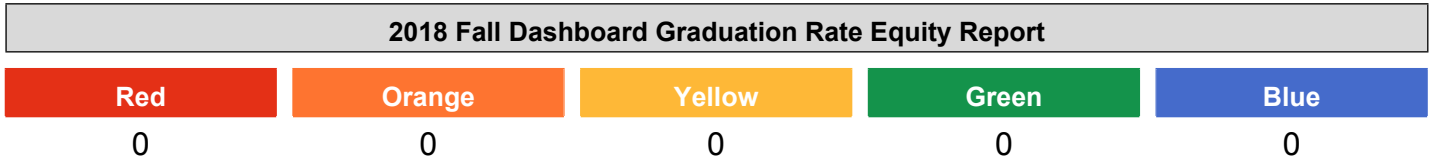
# School and Student Performance Data

## Academic Engagement Graduation Rate

The performance levels are color-coded and range from lowest-to-highest performance in the following order:











This section provides number of student groups in each color.



This section provides information about students completing high school, which includes students who receive a standard high school diploma or complete their graduation requirements at an alternative school.

2018 Fall Dashboard Graduation Rate for All Students/Student Group		
<p><b>All Students</b></p> <p>No Performance Color</p> <p>84.6% graduated</p> <p>Increased +29.6%</p> <p>13 students</p>	<p><b>English Learners</b></p> <p>No Performance Color</p> <p>Less than 11 Students - Data Not Displayed for Privacy</p> <p>4 students</p>	<p><b>Foster Youth</b></p> <p>No Performance Color</p> <p>0 Students</p>
<p><b>Homeless</b></p> <p>No Performance Color</p> <p>0 Students</p>	<p><b>Socioeconomically Disadvantaged</b></p> <p>No Performance Color</p> <p>90.9% graduated</p> <p>Increased +40.9%</p> <p>11 students</p>	<p><b>Students with Disabilities</b></p> <p>No Performance Color</p> <p>Less than 11 Students - Data Not Displayed for Privacy</p> <p>4 students</p>

**2018 Fall Dashboard Graduation Rate by Race/Ethnicity**

<b>African American</b>	<b>American Indian</b>	<b>Asian</b>	<b>Filipino</b>
 No Performance Color 0 Students	 No Performance Color 0 Students	 No Performance Color 0 Students	 No Performance Color 0 Students
<b>Hispanic</b>	<b>Two or More Races</b>	<b>Pacific Islander</b>	<b>White</b>
 No Performance Color Less than 11 Students - Data Not Displayed for Privacy 8 students	 No Performance Color Less than 11 Students - Data Not Displayed for Privacy 1 students	 No Performance Color 0 Students	 No Performance Color Less than 11 Students - Data Not Displayed for Privacy 2 students

This section provides a view of the percentage of students who received a high school diploma within four years of entering ninth grade or complete their graduation requirements at an alternative school.

**2018 Fall Dashboard Graduation Rate by Year**

<b>2017</b>	<b>2018</b>
55% graduated	84.6% graduated

**Conclusions based on this data:**

- 1.

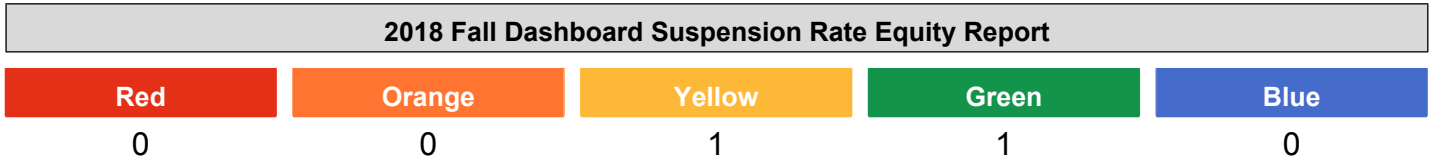
# School and Student Performance Data

## Conditions & Climate Suspension Rate







The performance levels are color-coded and range from lowest-to-highest performance in the following order:











This section provides number of student groups in each color.



This section provides information about the percentage of students in kindergarten through grade 12 who have been suspended at least once in a given school year. Students who are suspended multiple times are only counted once.

2018 Fall Dashboard Suspension Rate for All Students/Student Group		
<p><b>All Students</b></p>  Yellow 8.1% suspended at least once Declined -16.7% 62 students	<p><b>English Learners</b></p>  No Performance Color 0% suspended at least once Declined -25% 23 students	<p><b>Foster Youth</b></p>  No Performance Color 0 Students
<p><b>Homeless</b></p>  No Performance Color 0 Students	<p><b>Socioeconomically Disadvantaged</b></p>  Yellow 6.5% suspended at least once Declined -17.4% 46 students	<p><b>Students with Disabilities</b></p>  No Performance Color Less than 11 Students - Data Not 4 students

**2018 Fall Dashboard Suspension Rate by Race/Ethnicity**

<b>African American</b>	<b>American Indian</b>	<b>Asian</b>	<b>Filipino</b>
 No Performance Color Less than 11 Students - Data 1 students	 No Performance Color 0 Students	 No Performance Color Less than 11 Students - Data 2 students	 No Performance Color 0 Students
<b>Hispanic</b>	<b>Two or More Races</b>	<b>Pacific Islander</b>	<b>White</b>
 Green 4.3% suspended at least once Declined -19.8% 47 students	 No Performance Color Less than 11 Students - Data 10 students	 No Performance Color Less than 11 Students - Data 2 students	 No Performance Color 0 Students

This section provides a view of the percentage of students who were suspended.

**2018 Fall Dashboard Suspension Rate by Year**

<b>2016</b>	<b>2017</b>	<b>2018</b>
25% suspended at least once	24.8% suspended at least once	8.1% suspended at least once

**Conclusions based on this data:**

- 1.

# Goals, Strategies, & Proposed Expenditures

Complete a copy of the following table for each of the school's goals. Duplicate the table as needed.

## LEA/LCAP Goal

LCAP/ SMUHSD Goal # 1 Increase academic expectations and performance to create college and career ready students and measure and develop our work in this regard, especially as relates to our Achievement Gaps.

## Goal 1

Provide academic rigor for all students to increase post-secondary success in college and/or career. In addition, continue to expand Career and Technical Pathways.

## Identified Need

Students that attend PHS come with a variety of needs that range from academic, social emotional and behavioral. To meet the needs of our students, PHS aims to provide resources, programs and experiences that also prepare them for their future in college and career endeavors.

## Annual Measurable Outcomes

Metric/Indicator	Baseline/Actual Outcome	Expected Outcome
Graduation Rate		
Drop out rate		
Post Secondary College and Career Plan		
ELPAC Scores		
Enrollment in Academic Support Classes		
MI/RI Test Results		
CAASSP Data		
Passing Rate on online credit recovery programs (Edgenuity)		

Complete a copy of the Strategy/Activity table for each of the school's strategies/activities. Duplicate the table, including Proposed Expenditures, as needed.

## Strategy/Activity 1

### Students to be Served by this Strategy/Activity

(Identify either All Students or one or more specific student groups)

All students who are credit deficient, need academic support classes, and/or behavioral/social emotional support.

### Strategy/Activity

SEL/Intervention Blocks, Work Experience Culminating Task



### Proposed Expenditures for this Strategy/Activity

List the amount(s) and funding source(s) for the proposed expenditures. Specify the funding source(s) using one or more of the following: LCFF, Federal (if Federal identify the Title and Part, as applicable), Other State, and/or Local.

Amount(s)

3500

Source(s)

Title I  
4000-4999: Books And Supplies  
Supplies, curriculum and services for 4th Period intervention blocks that aim to support students' social, reading, literacy, and math skills.

5000

Title I  
0000: Unrestricted  
Students will engage in a Work Experience Culminating Task to employ strategies and skills learned throughout the year.

### Strategy/Activity 2

#### Students to be Served by this Strategy/Activity

(Identify either All Students or one or more specific student groups)

Title I Students

Strategy/Activity

Title I Coordinator

### Proposed Expenditures for this Strategy/Activity

List the amount(s) and funding source(s) for the proposed expenditures. Specify the funding source(s) using one or more of the following: LCFF, Federal (if Federal identify the Title and Part, as applicable), Other State, and/or Local.

Amount(s)

2000

Source(s)

Title I  
5800: Professional/Consulting Services And Operating Expenditures  
Monitor the implementation of the SPSA and lead School Site Council Meetings

### Strategy/Activity 3

#### Students to be Served by this Strategy/Activity

(Identify either All Students or one or more specific student groups)

All Students

Strategy/Activity

Peer to Peer Coaching Support/Student Observation

### Proposed Expenditures for this Strategy/Activity

List the amount(s) and funding source(s) for the proposed expenditures. Specify the funding source(s) using one or more of the following: LCFF, Federal (if Federal identify the Title and Part, as applicable), Other State, and/or Local.

Amount(s)

Source(s)

415

Title II Part A: Improving Teacher Quality  
1000-1999: Certificated Personnel Salaries  
Release period for teachers to bring a teacher to observe another classroom/site of a highly qualified teacher in their core content working with sets of our student population.

85

Title II Part A: Improving Teacher Quality  
3000-3999: Employee Benefits

### Strategy/Activity 4

#### Students to be Served by this Strategy/Activity

(Identify either All Students or one or more specific student groups)

All Students

Strategy/Activity

CTE Program, Supplies, and Services

#### Proposed Expenditures for this Strategy/Activity

List the amount(s) and funding source(s) for the proposed expenditures. Specify the funding source(s) using one or more of the following: LCFF, Federal (if Federal identify the Title and Part, as applicable), Other State, and/or Local.

Amount(s)

Source(s)

7000

LCAP Supplemental  
3000-3999: Employee Benefits  
CTE Supplies that support current programs at PHS

# Goals, Strategies, & Proposed Expenditures

Complete a copy of the following table for each of the school's goals. Duplicate the table as needed.

## LEA/LCAP Goal

LCAP/SMUHSD Goal #2 SMUHSD will provide high quality treating and learning environments to all students by:

- \* Providing 21st Century facilities & learning tools (digital and analog) to all students
- \* Ensuring access to the highest quality staff - educators, support staff and leaders who receive effective and differentiated professional development
- \* Providing equitable access to a broad course of study that is rigorous, culturally responsive and relevant, and aligned to the CA standards and 21st Century skills

## Goal 2

Provide and prepare all students with rigorous, culturally responsive and relevant aligned curriculum to CA standards allowing them to be self-directed and persistent learners. Provide educators, support staff, and leaders with effective and differentiated professional development to support this work. Improve the calibration of the assignment of credits and grades to ensure consistency and quality learning tools school-wide are being used most effectively so that all students can achieve the PUMAS.

## Identified Need

Students at PHS need rigorous and consistent programs that support their needs academically, socially and behaviorally. Students at PHS historically struggle in multiple areas.

## Annual Measurable Outcomes

Metric/Indicator	Baseline/Actual Outcome	Expected Outcome
Entrance/Exit Surveys		
MI/RI Testing Results		
CTE Internship/Work Experience Rates		
D/F Rates		
Attendance Rates		
Disciplinary Records		

Complete a copy of the Strategy/Activity table for each of the school's strategies/activities. Duplicate the table, including Proposed Expenditures, as needed.

## Strategy/Activity 1

### Students to be Served by this Strategy/Activity

(Identify either All Students or one or more specific student groups)

All Students

### Strategy/Activity

General Supply Fund

**Proposed Expenditures for this Strategy/Activity**

List the amount(s) and funding source(s) for the proposed expenditures. Specify the funding source(s) using one or more of the following: LCFF, Federal (if Federal identify the Title and Part, as applicable), Other State, and/or Local.

Amount(s)

2000

Source(s)

General Fund  
4000-4999: Books And Supplies  
Materials that support services for students to promote a healthy social, emotional and physical lifestyle

**Strategy/Activity 2**

**Students to be Served by this Strategy/Activity**

(Identify either All Students or one or more specific student groups)

All Students

Strategy/Activity

Health/Wellness & Drug/Alcohol Counseling

**Proposed Expenditures for this Strategy/Activity**

List the amount(s) and funding source(s) for the proposed expenditures. Specify the funding source(s) using one or more of the following: LCFF, Federal (if Federal identify the Title and Part, as applicable), Other State, and/or Local.

Amount(s)

10000

Source(s)

Title I  
5000-5999: Services And Other Operating Expenditures  
Organizing, connecting support groups for services to our students, guest speakers and services provided on campus during the day

**Strategy/Activity 3**

**Students to be Served by this Strategy/Activity**

(Identify either All Students or one or more specific student groups)

Strategy/Activity

ELD Specialist/Instructional Aides

**Proposed Expenditures for this Strategy/Activity**

List the amount(s) and funding source(s) for the proposed expenditures. Specify the funding source(s) using one or more of the following: LCFF, Federal (if Federal identify the Title and Part, as applicable), Other State, and/or Local.

Amount(s)

15,446

Source(s)

Title I

	2000-2999: Classified Personnel Salaries Parent Involvement Coordinator/College and Career Advisor
10,362	Title I 3000-3999: Employee Benefits

**Strategy/Activity 4**

**Students to be Served by this Strategy/Activity**

(Identify either All Students or one or more specific student groups)

Strategy/Activity

Celdt Coordinator/ELD Specialist

**Proposed Expenditures for this Strategy/Activity**

List the amount(s) and funding source(s) for the proposed expenditures. Specify the funding source(s) using one or more of the following: LCFF, Federal (if Federal identify the Title and Part, as applicable), Other State, and/or Local.

Amount(s)	Source(s)
8,743	LCAP Supplemental 2000-2999: Classified Personnel Salaries Celdt Coordinator/ELD Specialist
3,715	LCAP Supplemental 3000-3999: Employee Benefits

# Goals, Strategies, & Proposed Expenditures

Complete a copy of the following table for each of the school's goals. Duplicate the table as needed.

## LEA/LCAP Goal

LCAP/SMUHSD Goal # 3: SMUHSD will continue to enhance and improve the social-emotional health of its students by:

- \* Providing high quality mental health supports
- \* Initiatives and activities intended to lower student stress and improve connectedness
- \* Supporting families with effective communication and engagement activities

## Goal 3

Strengthen School, Family and Community Engagement thru effective communication and engagement activities. Increase the number of co-curricular activities offered to all students at Peninsula High School to lower student stress and improve school connectedness. Provide high quality mental health supports and resources.

## Identified Need

## Annual Measurable Outcomes

Metric/Indicator	Baseline/Actual Outcome	Expected Outcome
Attendance Rate		
Summative Assessments		
Attendance Records of Community Events		
Number of Students enrolled in Work Experience		

Complete a copy of the Strategy/Activity table for each of the school's strategies/activities. Duplicate the table, including Proposed Expenditures, as needed.

## Strategy/Activity 1

### Students to be Served by this Strategy/Activity

(Identify either All Students or one or more specific student groups)

### Strategy/Activity

Field Trips

### Proposed Expenditures for this Strategy/Activity

List the amount(s) and funding source(s) for the proposed expenditures. Specify the funding source(s) using one or more of the following: LCFF, Federal (if Federal identify the Title and Part, as applicable), Other State, and/or Local.

Amount(s)

Source(s)

8000	Title I 4000-4999: Books And Supplies Provides academic experiences through a variety of outside trips that allow students to connect with future endeavors and career pathways.
------	----------------------------------------------------------------------------------------------------------------------------------------------------------------------------------------

**Strategy/Activity 2**

**Students to be Served by this Strategy/Activity**

(Identify either All Students or one or more specific student groups)

Strategy/Activity

Awards/Community Nights

**Proposed Expenditures for this Strategy/Activity**

List the amount(s) and funding source(s) for the proposed expenditures. Specify the funding source(s) using one or more of the following: LCFF, Federal (if Federal identify the Title and Part, as applicable), Other State, and/or Local.

Amount(s)	Source(s)
500	Title I 5900: Communications Postage, supplies, awards etc.

**Strategy/Activity 3**

**Students to be Served by this Strategy/Activity**

(Identify either All Students or one or more specific student groups)

Strategy/Activity

College and Career Supplies/Events

**Proposed Expenditures for this Strategy/Activity**

List the amount(s) and funding source(s) for the proposed expenditures. Specify the funding source(s) using one or more of the following: LCFF, Federal (if Federal identify the Title and Part, as applicable), Other State, and/or Local.

Amount(s)	Source(s)
1000	Title I 5000-5999: Services And Other Operating Expenditures Provides academic experiences through a variety events and opportunities that allow students to connect with future endeavors and career pathways.





# Goals, Strategies, & Proposed Expenditures

Complete a copy of the following table for each of the school's goals. Duplicate the table as needed.

## LEA/LCAP Goal

## Goal 4

## Identified Need

## Annual Measurable Outcomes

Metric/Indicator	Baseline/Actual Outcome	Expected Outcome
------------------	-------------------------	------------------

Complete a copy of the Strategy/Activity table for each of the school's strategies/activities. Duplicate the table, including Proposed Expenditures, as needed.

### Strategy/Activity 1

#### Students to be Served by this Strategy/Activity

(Identify either All Students or one or more specific student groups)

Strategy/Activity

#### Proposed Expenditures for this Strategy/Activity

List the amount(s) and funding source(s) for the proposed expenditures. Specify the funding source(s) using one or more of the following: LCFF, Federal (if Federal identify the Title and Part, as applicable), Other State, and/or Local.

Amount(s)

Source(s)

Title I  
5800: Professional/Consulting Services And  
Operating Expenditures

### Strategy/Activity 2

#### Students to be Served by this Strategy/Activity

(Identify either All Students or one or more specific student groups)

Strategy/Activity

#### Proposed Expenditures for this Strategy/Activity

List the amount(s) and funding source(s) for the proposed expenditures. Specify the funding source(s) using one or more of the following: LCFF, Federal (if Federal identify the Title and Part, as applicable), Other State, and/or Local.

Amount(s)

Source(s)

Title I  
5000-5999: Services And Other Operating Expenditures

### **Strategy/Activity 3**

#### **Students to be Served by this Strategy/Activity**

(Identify either All Students or one or more specific student groups)

Strategy/Activity

#### **Proposed Expenditures for this Strategy/Activity**

List the amount(s) and funding source(s) for the proposed expenditures. Specify the funding source(s) using one or more of the following: LCFF, Federal (if Federal identify the Title and Part, as applicable), Other State, and/or Local.

Amount(s)

Source(s)

Title I  
5800: Professional/Consulting Services And Operating Expenditures

### **Strategy/Activity 4**

#### **Students to be Served by this Strategy/Activity**

(Identify either All Students or one or more specific student groups)

Strategy/Activity

#### **Proposed Expenditures for this Strategy/Activity**

List the amount(s) and funding source(s) for the proposed expenditures. Specify the funding source(s) using one or more of the following: LCFF, Federal (if Federal identify the Title and Part, as applicable), Other State, and/or Local.

Amount(s)

Source(s)

Title I  
4000-4999: Books And Supplies

### **Strategy/Activity 5**

#### **Students to be Served by this Strategy/Activity**

(Identify either All Students or one or more specific student groups)

Strategy/Activity

#### **Proposed Expenditures for this Strategy/Activity**

List the amount(s) and funding source(s) for the proposed expenditures. Specify the funding source(s) using one or more of the following: LCFF, Federal (if Federal identify the Title and Part, as applicable), Other State, and/or Local.

Amount(s)

Source(s)

Economic Impact Aid  
4000-4999: Books And Supplies

### **Strategy/Activity 6**

#### **Students to be Served by this Strategy/Activity**

(Identify either All Students or one or more specific student groups)

Strategy/Activity

#### **Proposed Expenditures for this Strategy/Activity**

List the amount(s) and funding source(s) for the proposed expenditures. Specify the funding source(s) using one or more of the following: LCFF, Federal (if Federal identify the Title and Part, as applicable), Other State, and/or Local.

Amount(s)

Source(s)

Economic Impact Aid  
5000-5999: Services And Other Operating Expenditures

# Goals, Strategies, & Proposed Expenditures

Complete a copy of the following table for each of the school's goals. Duplicate the table as needed.

## LEA/LCAP Goal

## Goal 5

## Identified Need

## Annual Measurable Outcomes

Metric/Indicator	Baseline/Actual Outcome	Expected Outcome
------------------	-------------------------	------------------

Complete a copy of the Strategy/Activity table for each of the school's strategies/activities. Duplicate the table, including Proposed Expenditures, as needed.

### Strategy/Activity 1

#### Students to be Served by this Strategy/Activity

(Identify either All Students or one or more specific student groups)

Strategy/Activity

#### Proposed Expenditures for this Strategy/Activity

List the amount(s) and funding source(s) for the proposed expenditures. Specify the funding source(s) using one or more of the following: LCFF, Federal (if Federal identify the Title and Part, as applicable), Other State, and/or Local.

Amount(s)

Source(s)

Title I  
5800: Professional/Consulting Services And  
Operating Expenditures

### Strategy/Activity 2

#### Students to be Served by this Strategy/Activity

(Identify either All Students or one or more specific student groups)

Strategy/Activity

#### Proposed Expenditures for this Strategy/Activity

List the amount(s) and funding source(s) for the proposed expenditures. Specify the funding source(s) using one or more of the following: LCFF, Federal (if Federal identify the Title and Part, as applicable), Other State, and/or Local.

Amount(s)

Source(s)

Title I  
4000-4999: Books And Supplies

### **Strategy/Activity 3**

#### **Students to be Served by this Strategy/Activity**

(Identify either All Students or one or more specific student groups)

Strategy/Activity

#### **Proposed Expenditures for this Strategy/Activity**

List the amount(s) and funding source(s) for the proposed expenditures. Specify the funding source(s) using one or more of the following: LCFF, Federal (if Federal identify the Title and Part, as applicable), Other State, and/or Local.

Amount(s)

Source(s)

Economic Impact Aid  
5000-5999: Services And Other Operating Expenditures

### **Strategy/Activity 4**

#### **Students to be Served by this Strategy/Activity**

(Identify either All Students or one or more specific student groups)

Strategy/Activity

#### **Proposed Expenditures for this Strategy/Activity**

List the amount(s) and funding source(s) for the proposed expenditures. Specify the funding source(s) using one or more of the following: LCFF, Federal (if Federal identify the Title and Part, as applicable), Other State, and/or Local.

Amount(s)

Source(s)

Title I  
5800: Professional/Consulting Services And Operating Expenditures

### **Strategy/Activity 5**

#### **Students to be Served by this Strategy/Activity**

(Identify either All Students or one or more specific student groups)

Strategy/Activity

#### **Proposed Expenditures for this Strategy/Activity**

List the amount(s) and funding source(s) for the proposed expenditures. Specify the funding source(s) using one or more of the following: LCFF, Federal (if Federal identify the Title and Part, as applicable), Other State, and/or Local.

Amount(s)

Source(s)

Title I  
5000-5999: Services And Other Operating Expenditures

### **Strategy/Activity 6**

#### **Students to be Served by this Strategy/Activity**

(Identify either All Students or one or more specific student groups)

Strategy/Activity

#### **Proposed Expenditures for this Strategy/Activity**

List the amount(s) and funding source(s) for the proposed expenditures. Specify the funding source(s) using one or more of the following: LCFF, Federal (if Federal identify the Title and Part, as applicable), Other State, and/or Local.

Amount(s)

Source(s)

Title I  
1000-1999: Certificated Personnel Salaries

# Goals, Strategies, & Proposed Expenditures

Complete a copy of the following table for each of the school's goals. Duplicate the table as needed.

## LEA/LCAP Goal

## Goal 6

## Identified Need

## Annual Measurable Outcomes

Metric/Indicator	Baseline/Actual Outcome	Expected Outcome
------------------	-------------------------	------------------

Complete a copy of the Strategy/Activity table for each of the school's strategies/activities. Duplicate the table, including Proposed Expenditures, as needed.

### Strategy/Activity 1

#### Students to be Served by this Strategy/Activity

(Identify either All Students or one or more specific student groups)

Strategy/Activity

#### Proposed Expenditures for this Strategy/Activity

List the amount(s) and funding source(s) for the proposed expenditures. Specify the funding source(s) using one or more of the following: LCFF, Federal (if Federal identify the Title and Part, as applicable), Other State, and/or Local.

Amount(s)

Source(s)

Title I 1000-1999: Certificated Personnel Salaries
-------------------------------------------------------

Title I 4000-4999: Books And Supplies
------------------------------------------

### Strategy/Activity 2

#### Students to be Served by this Strategy/Activity

(Identify either All Students or one or more specific student groups)

Strategy/Activity

**Proposed Expenditures for this Strategy/Activity**

List the amount(s) and funding source(s) for the proposed expenditures. Specify the funding source(s) using one or more of the following: LCFF, Federal (if Federal identify the Title and Part, as applicable), Other State, and/or Local.

Amount(s)

Source(s)

Title I  
5800: Professional/Consulting Services And  
Operating Expenditures

**Strategy/Activity 3**

**Students to be Served by this Strategy/Activity**

(Identify either All Students or one or more specific student groups)

Strategy/Activity

**Proposed Expenditures for this Strategy/Activity**

List the amount(s) and funding source(s) for the proposed expenditures. Specify the funding source(s) using one or more of the following: LCFF, Federal (if Federal identify the Title and Part, as applicable), Other State, and/or Local.

Amount(s)

Source(s)

Title I  
4000-4999: Books And Supplies

Title I  
4000-4999: Books And Supplies



# Goals, Strategies, & Proposed Expenditures

Complete a copy of the following table for each of the school's goals. Duplicate the table as needed.

## LEA/LCAP Goal

## Goal 7

## Identified Need

## Annual Measurable Outcomes

Metric/Indicator	Baseline/Actual Outcome	Expected Outcome
------------------	-------------------------	------------------

Complete a copy of the Strategy/Activity table for each of the school's strategies/activities. Duplicate the table, including Proposed Expenditures, as needed.

### Strategy/Activity 1

#### Students to be Served by this Strategy/Activity

(Identify either All Students or one or more specific student groups)

Strategy/Activity

#### Proposed Expenditures for this Strategy/Activity

List the amount(s) and funding source(s) for the proposed expenditures. Specify the funding source(s) using one or more of the following: LCFF, Federal (if Federal identify the Title and Part, as applicable), Other State, and/or Local.

Amount(s)	Source(s)
-----------	-----------

# Goals, Strategies, & Proposed Expenditures

Complete a copy of the following table for each of the school's goals. Duplicate the table as needed.

## LEA/LCAP Goal

## Goal 8

## Identified Need

## Annual Measurable Outcomes

Metric/Indicator	Baseline/Actual Outcome	Expected Outcome
------------------	-------------------------	------------------

Complete a copy of the Strategy/Activity table for each of the school's strategies/activities. Duplicate the table, including Proposed Expenditures, as needed.

### Strategy/Activity 1

#### Students to be Served by this Strategy/Activity

(Identify either All Students or one or more specific student groups)

Strategy/Activity

#### Proposed Expenditures for this Strategy/Activity

List the amount(s) and funding source(s) for the proposed expenditures. Specify the funding source(s) using one or more of the following: LCFF, Federal (if Federal identify the Title and Part, as applicable), Other State, and/or Local.

Amount(s)	Source(s)
-----------	-----------

# Goals, Strategies, & Proposed Expenditures

Complete a copy of the following table for each of the school's goals. Duplicate the table as needed.

## LEA/LCAP Goal

## Goal 9

## Identified Need

## Annual Measurable Outcomes

Metric/Indicator	Baseline/Actual Outcome	Expected Outcome
------------------	-------------------------	------------------

Complete a copy of the Strategy/Activity table for each of the school's strategies/activities. Duplicate the table, including Proposed Expenditures, as needed.

### Strategy/Activity 1

#### Students to be Served by this Strategy/Activity

(Identify either All Students or one or more specific student groups)

Strategy/Activity

#### Proposed Expenditures for this Strategy/Activity

List the amount(s) and funding source(s) for the proposed expenditures. Specify the funding source(s) using one or more of the following: LCFF, Federal (if Federal identify the Title and Part, as applicable), Other State, and/or Local.

Amount(s)	Source(s)
-----------	-----------

# Goals, Strategies, & Proposed Expenditures

Complete a copy of the following table for each of the school's goals. Duplicate the table as needed.

## LEA/LCAP Goal

## Goal 10

## Identified Need

## Annual Measurable Outcomes

Metric/Indicator	Baseline/Actual Outcome	Expected Outcome
------------------	-------------------------	------------------

Complete a copy of the Strategy/Activity table for each of the school's strategies/activities. Duplicate the table, including Proposed Expenditures, as needed.

### Strategy/Activity 1

#### Students to be Served by this Strategy/Activity

(Identify either All Students or one or more specific student groups)

Strategy/Activity

#### Proposed Expenditures for this Strategy/Activity

List the amount(s) and funding source(s) for the proposed expenditures. Specify the funding source(s) using one or more of the following: LCFF, Federal (if Federal identify the Title and Part, as applicable), Other State, and/or Local.

Amount(s)	Source(s)
-----------	-----------

# Budget Summary

Complete the table below. Schools may include additional information. Adjust the table as needed. The Budget Summary is required for schools funded through the ConApp, and/or that receive funds from the LEA for Comprehensive Support and Improvement (CSI).

## Budget Summary

Description	Amount
Total Funds Provided to the School Through the Consolidated Application	\$
Total Federal Funds Provided to the School from the LEA for CSI	\$
Total Funds Budgeted for Strategies to Meet the Goals in the SPSA	\$77,766.00

## Other Federal, State, and Local Funds

List the additional Federal programs that the school is including in the schoolwide program. Adjust the table as needed. If the school is not operating a Title I schoolwide program this section is not applicable and may be deleted.

Federal Programs	Allocation (\$)
Title I	\$55,808.00
Title II Part A: Improving Teacher Quality	\$500.00

Subtotal of additional federal funds included for this school: \$56,308.00

List the State and local programs that the school is including in the schoolwide program. Duplicate the table as needed.

State or Local Programs	Allocation (\$)
General Fund	\$2,000.00
LCAP Supplemental	\$19,458.00

Subtotal of state or local funds included for this school: \$21,458.00

Total of federal, state, and/or local funds for this school: \$77,766.00

# School Site Council Membership

California Education Code describes the required composition of the School Site Council (SSC). The SSC shall be composed of the principal and representatives of: teachers selected by teachers at the school; other school personnel selected by other school personnel at the school; parents of pupils attending the school selected by such parents; and, in secondary schools, pupils selected by pupils attending the school. The current make-up of the SSC is as follows:

- 1 School Principal
- 5 Classroom Teachers
- 2 Other School Staff
- 1 Parent or Community Members
- 1 Secondary Students

Name of Members	Role
Ron Campana	Principal
Marlo Bagsik	Classroom Teacher
Lara Montoya	Classroom Teacher
Caroline Wisecarver	Classroom Teacher
Anthony Dilemme	Classroom Teacher
Brett Hamilton	Classroom Teacher
Elaine Llaguno	Other School Staff
Selah Ramirez	Secondary Student
Carlos Nolasco	Other School Staff
Kristen Kelly	Parent or Community Member

At elementary schools, the school site council must be constituted to ensure parity between (a) the principal, classroom teachers, and other school personnel, and (b) parents of students attending the school or other community members. Classroom teachers must comprise a majority of persons represented under section (a). At secondary schools there must be, in addition, equal numbers of parents or other community members selected by parents, and students. Members must be selected by their peer group.

# Recommendations and Assurances

The School Site Council (SSC) recommends this school plan and proposed expenditures to the district governing board for approval and assures the board of the following:

The SSC is correctly constituted and was formed in accordance with district governing board policy and state law.

The SSC reviewed its responsibilities under state law and district governing board policies, including those board policies relating to material changes in the School Plan for Student Achievement (SPSA) requiring board approval.

The SSC sought and considered all recommendations from the following groups or committees before adopting this plan:

**Signature**

**Committee or Advisory Group Name**



English Learner Advisory Committee

The SSC reviewed the content requirements for school plans of programs included in this SPSA and believes all such content requirements have been met, including those found in district governing board policies and in the local educational agency plan.

This SPSA is based on a thorough analysis of student academic performance. The actions proposed herein form a sound, comprehensive, coordinated plan to reach stated school goals to improve student academic performance.

This SPSA was adopted by the SSC at a public meeting on May 14, 2018.

Attested:



Principal, Ron Campana on 10/15/2019



SSC Chairperson, Marlo Bagsik on 10/15/2019

# Instructions

The School Plan for Student Achievement (SPSA) is a strategic plan that maximizes the resources available to the school while minimizing duplication of effort with the ultimate goal of increasing student achievement. SPSA development should be aligned with and inform the Local Control and Accountability Plan process.

The SPSA consolidates all school-level planning efforts into one plan for programs funded through the consolidated application (ConApp), and for federal school improvement programs, including schoolwide programs, Comprehensive Support and Improvement (CSI), Targeted Support and Improvement (TSI), and Additional Targeted Support and Improvement (ATSI), pursuant to California Education Code (EC) Section 64001 and the Elementary and Secondary Education Act as amended by the Every Student Succeeds Act (ESSA). This template is designed to meet schoolwide program planning requirements. It also notes how to meet CSI, TSI, or ATSI requirements, as applicable.

California's ESSA State Plan supports the state's approach to improving student group performance through the utilization of federal resources. Schools use the SPSA to document their approach to maximizing the impact of federal investments in support of underserved students. The implementation of ESSA in California presents an opportunity for schools to innovate with their federally-funded programs and align them with the priority goals of the school and the LEA that are being realized under the state's Local Control Funding Formula (LCFF).

The LCFF provides schools and LEAs flexibility to design programs and provide services that meet the needs of students in order to achieve readiness for college, career, and lifelong learning. The SPSA planning process supports continuous cycles of action, reflection, and improvement. Consistent with EC 65001, the Schoolsite Council (SSC) is required to develop and annually review the SPSA, establish an annual budget, and make modifications to the plan that reflect changing needs and priorities, as applicable.

For questions related to specific sections of the template, please see instructions below:

## Instructions: Linked Table of Contents

**The SPSA template meets the requirements of schoolwide planning (SWP). Each section also contains a notation of how to meet CSI, TSI, or ATSI requirements.**

[Stakeholder Involvement](#)

[Goals, Strategies, & Proposed Expenditures](#)

[Planned Strategies/Activities](#)

[Annual Review and Update](#)

[Budget Summary](#)

[Appendix A: Plan Requirements for Title I Schoolwide Programs](#)

[Appendix B: Plan Requirements for Schools to Meet Federal School Improvement Planning Requirements](#)

[Appendix C: Select State and Federal Programs](#)

For additional questions or technical assistance related to LEA and school planning, please contact the Local Agency Systems Support Office, at [LCFF@cde.ca.gov](mailto:LCFF@cde.ca.gov).



For programmatic or policy questions regarding Title I schoolwide planning, please contact the local educational agency, or the CDE's Title I Policy and Program Guidance Office at [TITLEI@cde.ca.gov](mailto:TITLEI@cde.ca.gov).

For questions or technical assistance related to meeting federal school improvement planning requirements (for CSI, TSI, and ATSI), please contact the CDE's School Improvement and Support Office at [SISO@cde.ca.gov](mailto:SISO@cde.ca.gov).

## **Purpose and Description**

Schools identified for Comprehensive Support and Improvement (CSI), Targeted Support and Improvement (TSI), or Additional Targeted Support and Improvement (ATSI) must respond to the following prompts. A school that has not been identified for CSI, TSI, or ATSI may delete the Purpose and Description prompts.

### **Purpose**

Briefly describe the purpose of this plan by selecting from Schoolwide Program, Comprehensive Support and Improvement, Targeted Support and Improvement, or Additional Targeted Support and Improvement)

### **Description**

Briefly describe the school's plan for effectively meeting ESSA requirements in alignment with the Local Control and Accountability Plan and other federal, state, and local programs.

## **Stakeholder Involvement**

Meaningful involvement of parents, students, and other stakeholders is critical to the development of the SPSA and the budget process. Schools must share the SPSA with school site-level advisory groups, as applicable (e.g., English Learner Advisory committee, student advisory groups, tribes and tribal organizations present in the community, as appropriate, etc.) and seek input from these advisory groups in the development of the SPSA.

The Stakeholder Engagement process is an ongoing, annual process. Describe the process used to involve advisory committees, parents, students, school faculty and staff, and the community in the development of the SPSA and the annual review and update.

*[This section meets the requirements for TSI and ATSI.]*

*[When completing this section for CSI, the LEA shall partner with the school in the development and implementation of this plan.]*

## **Resource Inequities**

Schools eligible for CSI or ATSI must identify resource inequities, which may include a review of LEA- and school-level budgeting as a part of the required needs assessment. Identified resource inequities must be addressed through implementation of the CSI or ATSI plan. Briefly identify and describe any resource inequities identified as a result of the required needs assessment and summarize how the identified resource inequities are addressed in the SPSA.

*[This section meets the requirements for CSI and ATSI. If the school is not identified for CSI or ATSI this section is not applicable and may be deleted.]*

# Goals, Strategies, Expenditures, & Annual Review

In this section a school provides a description of the annual goals to be achieved by the school. This section also includes descriptions of the specific planned strategies/activities a school will take to meet the identified goals, and a description of the expenditures required to implement the specific strategies and activities.

## Goal

State the goal. A goal is a broad statement that describes the desired result to which all strategies/activities are directed. A goal answers the question: What is the school seeking to achieve?

It can be helpful to use a framework for writing goals such as the S.M.A.R.T. approach. A S.M.A.R.T. goal is one that is **S**pecific, **M**easurable, **A**chievable, **R**ealistic, and **T**ime-bound. A level of specificity is needed in order to measure performance relative to the goal as well as to assess whether it is reasonably achievable. Including time constraints, such as milestone dates, ensures a realistic approach that supports student success.

A school may number the goals using the “Goal #” for ease of reference.

*[When completing this section for CSI, TSI, and ATSI, improvement goals shall align to the goals, actions, and services in the LEA LCAP.]*

## Identified Need

Describe the basis for establishing the goal. The goal should be based upon an analysis of verifiable state data, including local and state indicator data from the California School Dashboard (Dashboard) and data from the School Accountability Report Card, including local data voluntarily collected by districts to measure pupil achievement.

*[Completing this section fully addresses all relevant federal planning requirements]*

## Annual Measurable Outcomes

Identify the metric(s) and/or state indicator(s) that the school will use as a means of evaluating progress toward accomplishing the goal. A school may identify metrics for specific student groups. Include in the baseline column the most recent data associated with the metric or indicator available at the time of adoption of the SPSA. The most recent data associated with a metric or indicator includes data reported in the annual update of the SPSA. In the subsequent Expected Outcome column, identify the progress the school intends to make in the coming year.

*[When completing this section for CSI the school must include school-level metrics related to the metrics that led to the school’s identification.]*

*[When completing this section for TSI/ATSI the school must include metrics related to the specific student group(s) that led to the school’s identification.]*

## Strategies/Activities

Describe the strategies and activities being provided to meet the described goal. A school may number the strategy/activity using the “Strategy/Activity #” for ease of reference.

Planned strategies/activities address the findings of the needs assessment consistent with state priorities and resource inequities, which may have been identified through a review of the local educational agency’s budgeting, its local control and accountability plan, and school-level budgeting, if applicable.

*[When completing this section for CSI, TSI, and ATSI, this plan shall include evidence-based interventions and align to the goals, actions, and services in the LEA LCAP.]*

*[When completing this section for CSI and ATSI, this plan shall address through implementation, identified resource inequities, which may have been identified through a review of LEA- and school-level budgeting.]*

## **Students to be Served by this Strategy/Activity**

Indicate in this box which students will benefit from the strategies/activities by indicating “All Students” or listing one or more specific student group(s) to be served.

*[This section meets the requirements for CSI.]*

*[When completing this section for TSI and ATSI, at a minimum, the student groups to be served shall include the student groups that are consistently underperforming, for which the school received the TSI or ATSI designation. For TSI, a school may focus on all students or the student group(s) that led to identification based on the evidence-based interventions selected.]*

## **Proposed Expenditures for this Strategy/Activity**

For each strategy/activity, list the amount(s) and funding source(s) for the proposed expenditures for the school year to implement these strategies/activities. Specify the funding source(s) using one or more of the following: LCFF, Federal (if Federal, identify the Title and Part, as applicable), Other State, and/or Local.

Proposed expenditures that are included more than once in a SPSA should be indicated as a duplicated expenditure and include a reference to the goal and strategy/activity where the expenditure first appears in the SPSA. Pursuant to Education Code, Section 64001(g)(3)(C), proposed expenditures, based on the projected resource allocation from the governing board or governing body of the LEA, to address the findings of the needs assessment consistent with the state priorities including identifying resource inequities which may include a review of the LEA’s budgeting, its LCAP, and school-level budgeting, if applicable.

*[This section meets the requirements for CSI, TSI, and ATSI.]*

*[NOTE: Federal funds for CSI shall not be used in schools identified for TSI or ATSI. In addition, funds for CSI shall not be used to hire additional permanent staff.]*

## **Annual Review**

In the following Analysis prompts, identify any material differences between what was planned and what actually occurred as well as significant changes in strategies/activities and/ or expenditures from the prior year. This annual review and analysis should be the basis for decision-making and updates to the plan.

## Analysis

Using actual outcome data, including state indicator data from the Dashboard, analyze whether the planned strategies/activities were effective in achieving the goal. Respond to the prompts as instructed. Respond to the following prompts relative to this goal. If the school is in the first year of implementing the goal the Annual Review section is not required and this section may be deleted.

- Describe the overall implementation of the strategies/activities and the overall effectiveness of the strategies/activities to achieve the articulated goal.
- Briefly describe any major differences between either/or the intended implementation or the budgeted expenditures to implement the strategies/activities to meet the articulated goal.
- Describe any changes that will be made to the goal, expected annual measurable outcomes, metrics/indicators, or strategies/activities to achieve this goal as a result of this analysis and analysis of the data provided in the Dashboard, as applicable. Identify where those changes can be found in the SPSA.

*[When completing this section for CSI, TSI, or ATSI, any changes made to the goals, annual measurable outcomes, metrics/indicators, or strategies/activities, shall meet the CSI, TSI, or ATSI planning requirements. CSI, TSI, and ATSI planning requirements are listed under each section of the Instructions. For example, as a result of the Annual Review and Update, if changes are made to a goal(s), see the Goal section for CSI, TSI, and ATSI planning requirements.]*

## Budget Summary

In this section a school provides a brief summary of the funding allocated to the school through the ConApp and/or other funding sources as well as the total amount of funds for proposed expenditures described in the SPSA. The Budget Summary is required for schools funded through the ConApp and that receive federal funds for CSI. If the school is not operating a Title I schoolwide program this section is not applicable and may be deleted.

*From its total allocation for CSI, the LEA may distribute funds across its schools that meet the criteria for CSI to support implementation of this plan. In addition, the LEA may retain a portion of its total allocation to support LEA-level expenditures that are directly related to serving schools eligible for CSI.*

## Budget Summary

A school receiving funds allocated through the ConApp should complete the Budget Summary as follows:

- Total Funds Provided to the School Through the Consolidated Application: This amount is the total amount of funding provided to the school through the ConApp for the school year. The school year means the fiscal year for which a SPSA is adopted or updated.
- Total Funds Budgeted for Strategies to Meet the Goals in the SPSA: This amount is the total of the proposed expenditures from all sources of funds associated with the strategies/activities reflected in the SPSA. To the extent strategies/activities and/or proposed expenditures are listed in the SPSA under more than one goal, the expenditures should be counted only once.

A school receiving federal funds for CSI should complete the Budget Summary as follows:

- Total Federal Funds Provided to the School from the LEA for CSI: This amount is the total amount of funding provided to the school from the LEA.

*[NOTE: Federal funds for CSI shall not be used in schools eligible for TSI or ATSI. In addition, funds for CSI shall not be used to hire additional permanent staff.]*

# Appendix A: Plan Requirements

## Schoolwide Program Requirements

This School Plan for Student Achievement (SPSA) template meets the requirements of a schoolwide program plan. The requirements below are for planning reference.

A school that operates a schoolwide program and receives funds allocated through the ConApp is required to develop a SPSA. The SPSA, including proposed expenditures of funds allocated to the school through the ConApp, must be reviewed annually and updated by the SSC. The content of a SPSA must be aligned with school goals for improving student achievement.

### Requirements for Development of the Plan

- I. The development of the SPSA shall include both of the following actions:
  - A. Administration of a comprehensive needs assessment that forms the basis of the school's goals contained in the SPSA.
    1. The comprehensive needs assessment of the entire school shall:
      - a. Include an analysis of verifiable state data, consistent with all state priorities as noted in Sections 52060 and 52066, and informed by all indicators described in Section 1111(c)(4)(B) of the federal Every Student Succeeds Act, including pupil performance against state-determined long-term goals. The school may include data voluntarily developed by districts to measure pupil outcomes (described in the Identified Need); and
      - b. Be based on academic achievement information about all students in the school, including all groups under §200.13(b)(7) and migratory children as defined in section 1309(2) of the ESEA, relative to the State's academic standards under §200.1 to—
        - i. Help the school understand the subjects and skills for which teaching and learning need to be improved; and
        - ii. Identify the specific academic needs of students and groups of students who are not yet achieving the State's academic standards; and
        - iii. Assess the needs of the school relative to each of the components of the schoolwide program under §200.28.
        - iv. Develop the comprehensive needs assessment with the participation of individuals who will carry out the schoolwide program plan.
        - v. Document how it conducted the needs assessment, the results it obtained, and the conclusions it drew from those results.
  - B. Identification of the process for evaluating and monitoring the implementation of the SPSA and progress towards accomplishing the goals set forth in the SPSA (described in the Expected Annual Measurable Outcomes and Annual Review and Update).

### Requirements for the Plan

- II. The SPSA shall include the following:
  - A. Goals set to improve pupil outcomes, including addressing the needs of student groups as identified through the needs assessment.

- B. Evidence-based strategies, actions, or services (described in Strategies and Activities)
1. A description of the strategies that the school will be implementing to address school needs, including a description of how such strategies will--
    - a. provide opportunities for all children including each of the subgroups of students to meet the challenging state academic standards
    - b. use methods and instructional strategies that:
      - i. strengthen the academic program in the school,
      - ii. increase the amount and quality of learning time, and
      - iii. provide an enriched and accelerated curriculum, which may include programs, activities, and courses necessary to provide a well-rounded education.
    - c. Address the needs of all children in the school, but particularly the needs of those at risk of not meeting the challenging State academic standards, so that all students demonstrate at least proficiency on the State's academic standards through activities which may include:
      - i. strategies to improve students' skills outside the academic subject areas;
      - ii. preparation for and awareness of opportunities for postsecondary education and the workforce;
      - iii. implementation of a schoolwide tiered model to prevent and address problem behavior;
      - iv. professional development and other activities for teachers, paraprofessionals, and other school personnel to improve instruction and use of data; and
      - v. strategies for assisting preschool children in the transition from early childhood education programs to local elementary school programs.
- C. Proposed expenditures, based on the projected resource allocation from the governing board or body of the local educational agency (may include funds allocated via the ConApp, federal funds for CSI, any other state or local funds allocated to the school), to address the findings of the needs assessment consistent with the state priorities, including identifying resource inequities, which may include a review of the LEAs budgeting, it's LCAP, and school-level budgeting, if applicable (described in Proposed Expenditures and Budget Summary). Employees of the schoolwide program may be deemed funded by a single cost objective.
- D. A description of how the school will determine if school needs have been met (described in the Expected Annual Measurable Outcomes and the Annual Review and Update).
1. Annually evaluate the implementation of, and results achieved by, the schoolwide program, using data from the State's annual assessments and other indicators of academic achievement;
  2. Determine whether the schoolwide program has been effective in increasing the achievement of students in meeting the State's academic standards, particularly for those students who had been furthest from achieving the standards; and
  3. Revise the plan, as necessary, based on the results of the evaluation, to ensure continuous improvement of students in the schoolwide program.

- E. A description of how the school will ensure parental involvement in the planning, review, and improvement of the schoolwide program plan (described in Stakeholder Involvement and/or Strategies/Activities).
- F. A description of the activities the school will include to ensure that students who experience difficulty attaining proficient or advanced levels of academic achievement standards will be provided with effective, timely additional support, including measures to
  - 1. Ensure that those students' difficulties are identified on a timely basis; and
  - 2. Provide sufficient information on which to base effective assistance to those students.
- G. For an elementary school, a description of how the school will assist preschool students in the successful transition from early childhood programs to the school.
- H. A description of how the school will use resources to carry out these components (described in the Proposed Expenditures for Strategies/Activities).
- I. A description of any other activities and objectives as established by the SSC (described in the Strategies/Activities).

Authority Cited: S Title 34 of the Code of Federal Regulations (34 CFR), sections 200.25-26, and 200.29, and sections-1114(b)(7)(A)(i)-(iii) and 1118(b) of the ESEA. EC sections 6400 et. seq.



# Appendix B:

## Plan Requirements for School to Meet Federal School Improvement Planning Requirements

For questions or technical assistance related to meeting Federal School Improvement Planning Requirements, please contact the CDE's School Improvement and Support Office at [SISO@cde.ca.gov](mailto:SISO@cde.ca.gov).

### Comprehensive Support and Improvement

The LEA shall partner with stakeholders (including principals and other school leaders, teachers, and parents) to locally develop and implement the CSI plan for the school to improve student outcomes, and specifically address the metrics that led to eligibility for CSI (Stakeholder Involvement).

The CSI plan shall:

1. Be informed by all state indicators, including student performance against state-determined long-term goals (Goal, Identified Need, Expected Annual Measurable Outcomes, Annual Review and Update, as applicable);
2. Include evidence-based interventions (Strategies/Activities, Annual Review and Update, as applicable) (For resources related to evidence-based interventions, see the U.S. Department of Education's "Using Evidence to Strengthen Education Investments" at <https://www2.ed.gov/policy/elsec/leg/essa/guidanceuseseseinvestment.pdf>);
3. Be based on a school-level needs assessment (Goal, Identified Need, Expected Annual Measurable Outcomes, Annual Review and Update, as applicable); and
4. Identify resource inequities, which may include a review of LEA- and school-level budgeting, to be addressed through implementation of the CSI plan (Goal, Identified Need, Expected Annual Measurable Outcomes, Planned Strategies/Activities; and Annual Review and Update, as applicable).

Authority Cited: Sections 1003(e)(1)(A), 1003(i), 1111(c)(4)(B), and 1111(d)(1) of the ESSA.

### Targeted Support and Improvement

In partnership with stakeholders (including principals and other school leaders, teachers, and parents) the school shall develop and implement a school-level TSI plan to improve student outcomes for each subgroup of students that was the subject of identification (Stakeholder Involvement).

The TSI plan shall:

1. Be informed by all state indicators, including student performance against state-determined long-term goals (Goal, Identified Need, Expected Annual Measurable Outcomes, Annual Review and Update, as applicable); and
2. Include evidence-based interventions (Planned Strategies/Activities, Annual Review and Update, as applicable). (For resources related to evidence-based interventions, see the U.S. Department of Education's "Using Evidence to Strengthen Education Investments" <https://www2.ed.gov/policy/elsec/leg/essa/guidanceuseseseinvestment.pdf>.)

Authority Cited: Sections 1003(e)(1)(B), 1003(i), 1111(c)(4)(B) and 1111(d)(2) of the ESSA.

## **Additional Targeted Support and Improvement**

A school identified for ATSI shall:

1. Identify resource inequities, which may include a review of LEA- and school-level budgeting, which will be addressed through implementation of its TSI plan (Goal, Identified Need, Expected Annual Measurable Outcomes, Planned Strategies/Activities, and Annual Review and Update, as applicable).

Authority Cited: Sections 1003(e)(1)(B), 1003(i), 1111(c)(4)(B), and 1111(d)(2)(c) of the ESSA.

## **Single School Districts and Charter Schools Identified for School Improvement**

Single school districts (SSDs) or charter schools that are identified for CSI, TSI, or ATSI, shall develop a SPSA that addresses the applicable requirements above as a condition of receiving funds (EC Section 64001[a] as amended by Assembly Bill [AB] 716, effective January 1, 2019).

However, a SSD or a charter school may streamline the process by combining state and federal requirements into one document which may include the local control and accountability plan (LCAP) and all federal planning requirements, provided that the combined plan is able to demonstrate that the legal requirements for each of the plans is met (EC Section 52062[a] as amended by AB 716, effective January 1, 2019).

Planning requirements for single school districts and charter schools choosing to exercise this option are available in the LCAP Instructions.

Authority Cited: EC sections 52062(a) and 64001(a), both as amended by AB 716, effective January 1, 2019.

## Appendix C: Select State and Federal Programs

**For a list of active programs, please see the following links:**

Programs included on the Consolidated Application: <https://www.cde.ca.gov/fg/aa/co/>

ESSA Title I, Part A: School Improvement: <https://www.cde.ca.gov/sp/sw/t1/schoolsupport.asp>

Available Funding: <https://www.cde.ca.gov/fg/fo/af/>

Developed by the California Department of Education, January 2019