

Using Your PSAT/NMSQT[®] Scores to Increase College Readiness



PSAT/NMSQT[®]

CollegeBoard / NATIONAL MERIT SCHOLARSHIP CORPORATION

Get to Know the PSAT/NMSQT®



-
- The PSAT/NMSQT is highly relevant to your future success because it focuses on the skills and knowledge at the heart of your education. It measures:
 - What you learn in high school
 - What you need to succeed in college
 - The PSAT/NMSQT measures reading, writing and language, and math skills developed over many years.
 - The PSAT/NMSQT does not ask for facts from literature, history, or science, or for recall of math formulas, because it measures your reasoning and critical thinking skills.
 - You don't have to discover secret tricks or cram the night before.
 - There is no penalty for guessing.
 - The test length is 2 hours, 45 minutes.

What Are the Benefits of Taking the PSAT/NMSQT®?



-
- Prepare for the SAT®
 - Get free, personalized Official SAT Practice on Khan Academy®
 - Start getting ready for college with college and career planning tools
 - Enter the National Merit® Scholarship Program
 - See which AP® courses for which you might be ready
 - Get admission and financial aid information from colleges

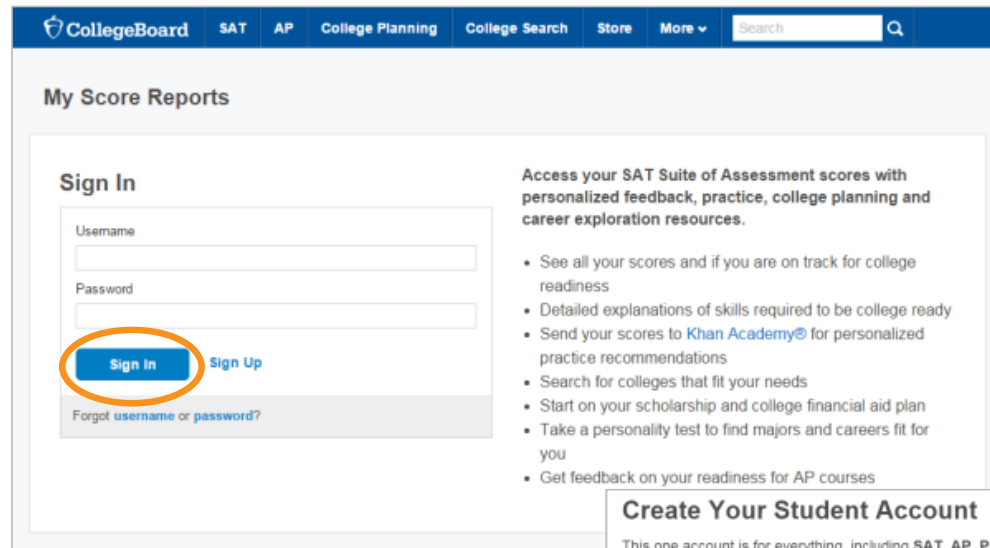
How Do I Access My PSAT/NMSQT® Scores and Reports?

1. Review your online reports.
2. Review your paper score report.



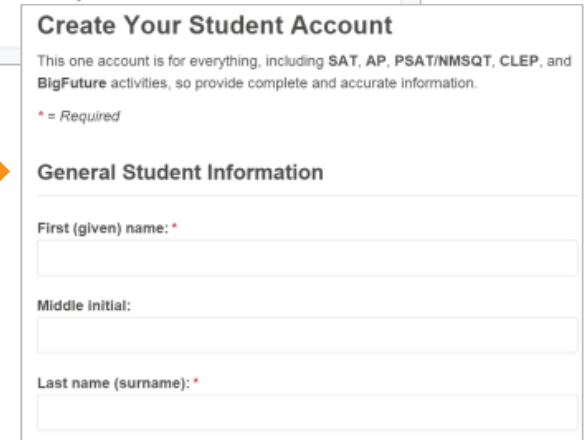
How Do I Access My Online PSAT/NMSQT® Scores and Reports?

Log in to an existing College Board account or create a new one at studentscores.collegeboard.org.



The screenshot shows the 'My Score Reports' page on the CollegeBoard website. At the top, there is a navigation bar with links for 'CollegeBoard', 'SAT', 'AP', 'College Planning', 'College Search', 'Store', and 'More'. A search bar is also present. Below the navigation bar, the page title is 'My Score Reports'. On the left, there is a 'Sign In' section with two input fields for 'Username' and 'Password'. Below these fields are two buttons: 'Sign In' (highlighted with an orange circle) and 'Sign Up'. A link for 'Forgot username or password?' is located below the buttons. To the right of the sign-in form, there is a text block that reads: 'Access your SAT Suite of Assessment scores with personalized feedback, practice, college planning and career exploration resources.' Below this text is a bulleted list of benefits:

- See all your scores and if you are on track for college readiness
- Detailed explanations of skills required to be college ready
- Send your scores to Khan Academy® for personalized practice recommendations
- Search for colleges that fit your needs
- Start on your scholarship and college financial aid plan
- Take a personality test to find majors and careers fit for you
- Get feedback on your readiness for AP courses



The screenshot shows the 'Create Your Student Account' form. At the top, it says 'Create Your Student Account'. Below this, it states: 'This one account is for everything, including SAT, AP, PSAT/NMSQT, CLEP, and BigFuture activities, so provide complete and accurate information.' A note indicates '* = Required'. The form is divided into a section titled 'General Student Information' which contains three input fields: 'First (given) name: *', 'Middle initial:', and 'Last name (surname): *'.

How Do I Access My Online PSAT/NMSQT® Scores and Reports? *(cont.)*

1. Log in to your account.
2. Select PSAT/NMSQT Scores.
OR
3. Use “Missing Scores” to locate scores.

The image shows two overlapping screenshots of the CollegeBoard website. The top screenshot displays the 'My Score Reports' page with a 'Sign In' form containing fields for 'Username' and 'Password', and buttons for 'Sign In' and 'Sign Up'. Below the form is a link for 'Forgot username or password?'. To the right of the form, there is a heading 'Access your SAT Suite of Assessment scores with personalized feedback, practice, college planning and career exploration resources.' followed by a bulleted list of benefits. The bottom screenshot shows a user's score report for 'PSAT/NMSQT' from 'Fall 2015'. The report includes a 'Total Score' of 860, a 'College Board Reading and Writing' score of 380, and a 'Math' score of 480. It also shows '11th Grade' and 'SAT Registration' status. At the bottom of the score report, there is a section for 'Missing scores?' with a blue button labeled 'Add Missing Scores' circled in orange. An orange arrow points from this button towards the left.

What Will I Learn About My Scores?

The screenshot shows the CollegeBoard website interface. At the top, there is a navigation bar with links for CollegeBoard, SAT, AP, College Planning, College Search, Store, and More. A search bar is located on the right side of the navigation bar. Below the navigation bar, there is a secondary navigation bar with links for My Score Reports, AP Potential, Popular Tools, and End Demo. The main content area features a welcome message: "Welcome, Ima. Here is your most recent score." Below this, the score report is displayed for a PSAT/NMSQT taken in Fall 2015, for a 11th Grade student. The total score is 860, with sub-scores of 380 for Evidence-Based Reading and Writing, and 480 for Math. A "View Details" button is provided for the total score. To the right of the score report, there are four recommended actions: SAT Registration, SAT Practice on Khan Academy®, College Search, and Scholarships, each with a right-pointing arrow.

CollegeBoard SAT AP College Planning College Search Store More

Search

My Score Reports AP Potential Popular Tools End Demo HELP

Welcome, Ima. Here is your most recent score.

PSAT/NMSQT
Fall 2015 11th Grade

860
Total Score
[View Details](#)

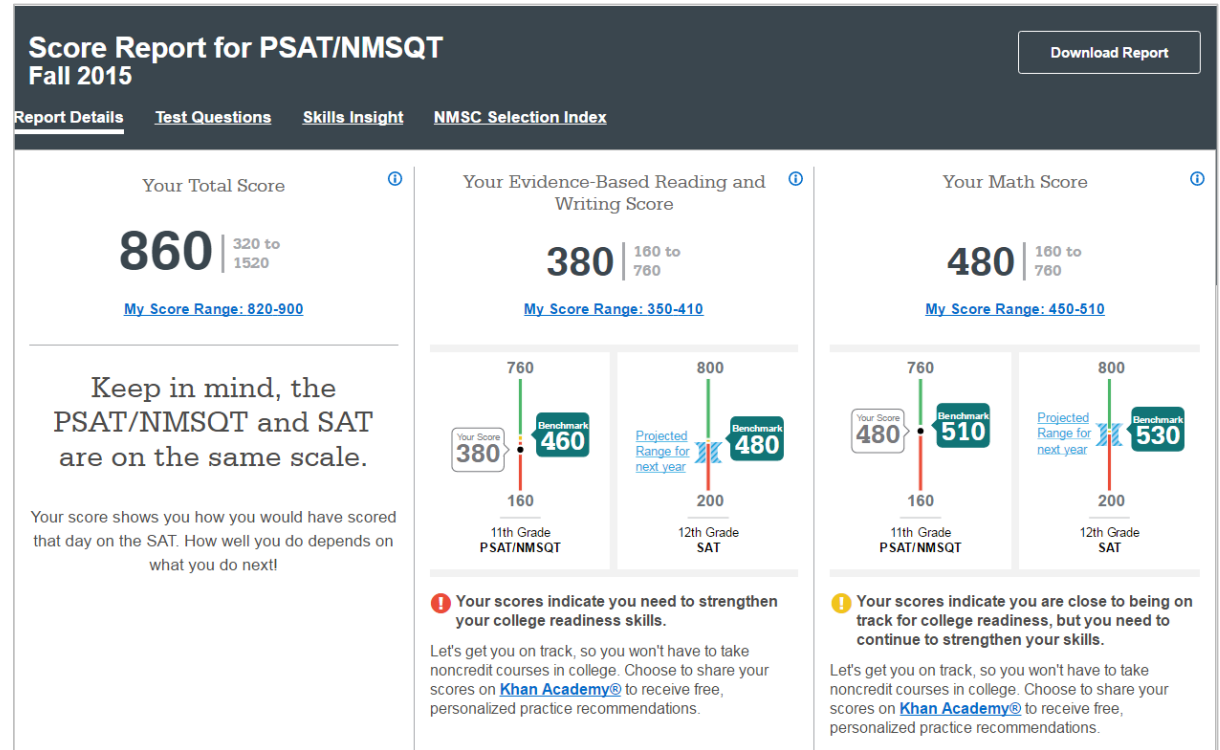
380
Evidence-Based Reading and Writing

480
Math

Keep in mind, the PSAT/NMSQT and SAT are on the same scale. Your score shows you how you would have scored that day on the SAT. How well you do depends on what you do next!

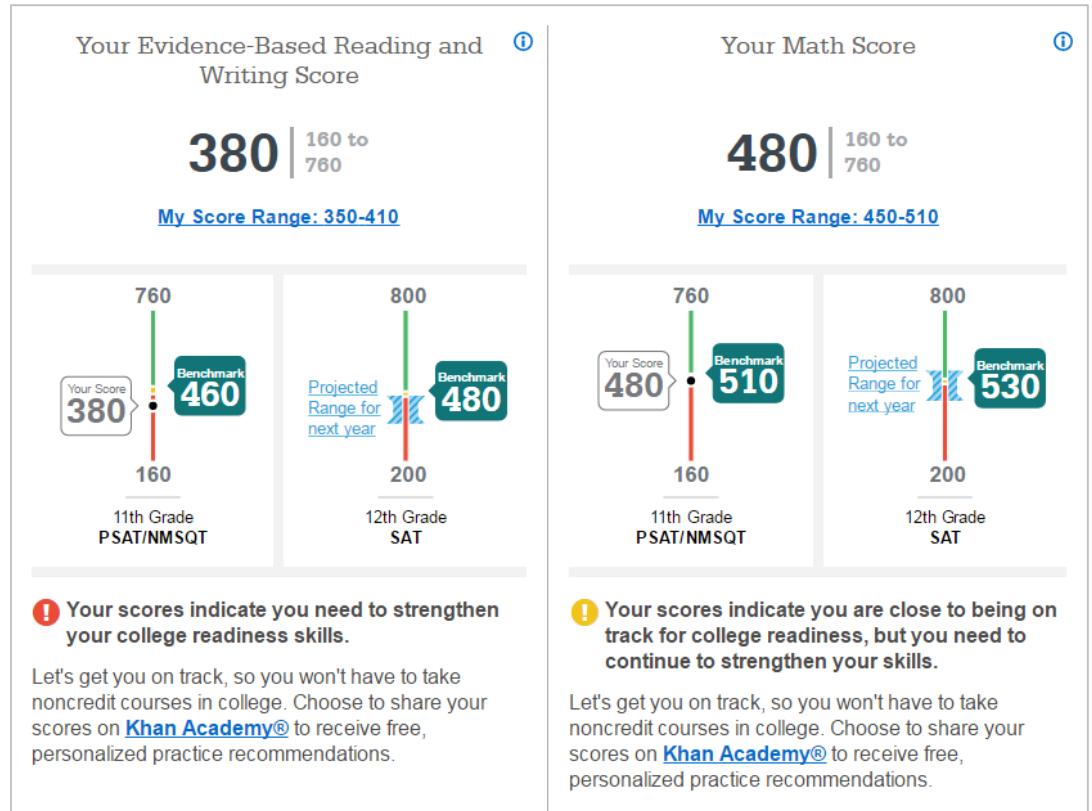
SAT Registration > SAT Practice on Khan Academy® >
College Search > Scholarships >

How Do I See My Detailed Scores?



How Will I Do on the SAT®?

The predicted SAT score is an initial projection based on current SAT data and concordance.



How Did My Score Measure Against the Benchmarks?

Section, test, and subscores all report scores in performance zones that indicate whether you are on track for meeting the college readiness benchmarks on the SAT®.

Section scores

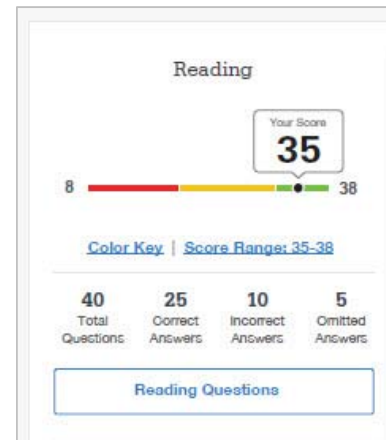
Need to Strengthen Skills = below grade-level benchmark by more than one year

Approaching Benchmark = below grade-level benchmark by one year or less

Meets or Exceeds Benchmark = at or above grade-level benchmark

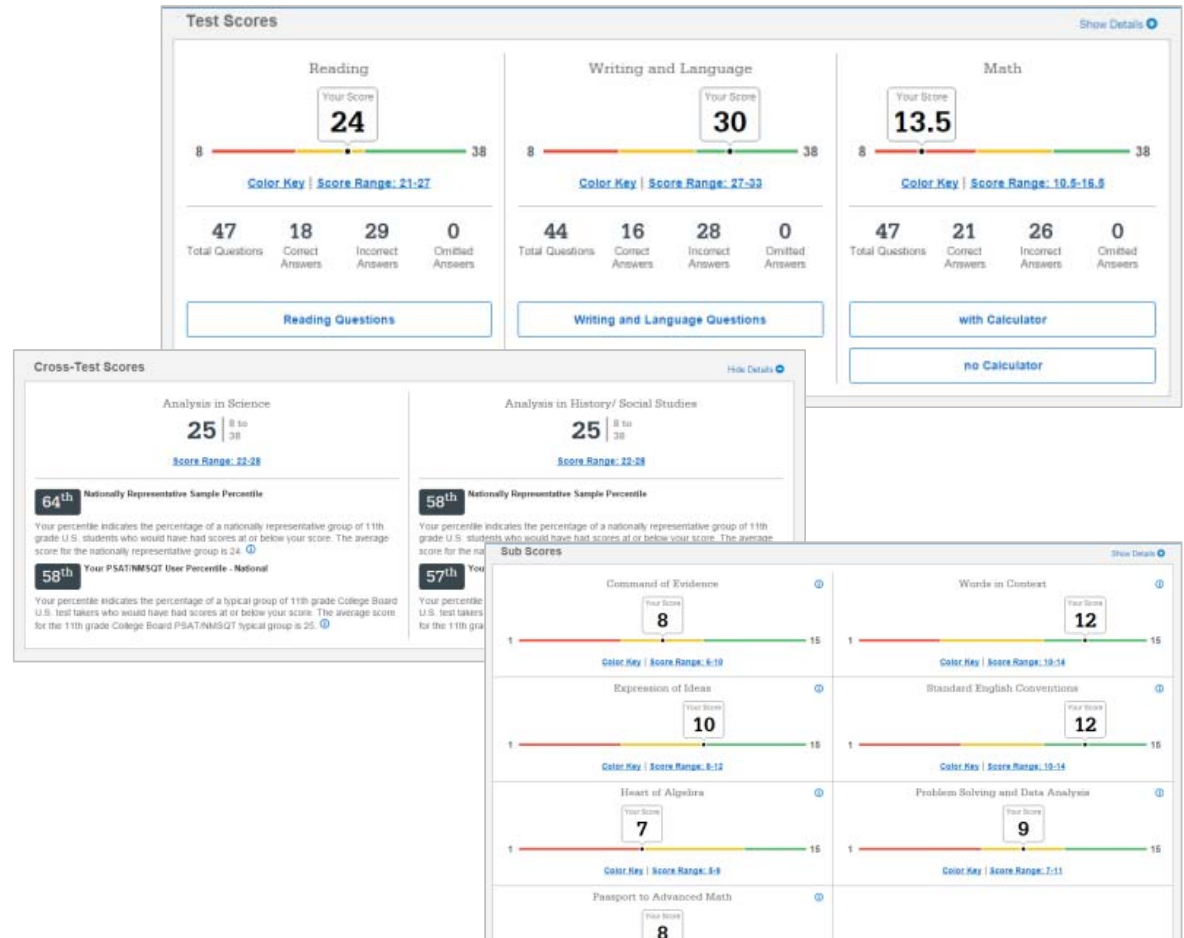
Test scores and subscores

Red, yellow, and green ranges reflect areas of strengths and weaknesses compared to the typical performance of students



What Do My Scores Tell Me?

Test scores, cross-test scores, and subscores give students insightful information about their strengths and areas for improvement.



How Can I Improve My Academic Skills?

Skills Insight™ informs you about what you are already likely able to do, and how you can improve your skills.

The screenshot displays a 'Score Report for PSAT/NMSQT, Fall 2015' with a 'Skills Insight' dropdown menu and a 'Download Report' button. A banner at the top right offers 'Free, personalized practice for the SAT at Khan Academy'. The main content is organized into three columns: Reading, Writing & Language, and Math. The Reading column features a circular progress indicator showing a score of 31 (8 to 38) and a 'Your Score' label, with a 'Reading Questions' button below. The Writing & Language column is titled 'Your score indicates that you are already likely able to:' and lists several skill areas with associated text and skill tags. The Math column is titled 'Improve your skills by focusing on:' and lists several skill areas with associated text and skill tags.

SAA Hand Rescore

Score Report for PSAT/NMSQT, Fall 2015 Skills Insight ▾ Download Report

Skills Insight is designed to help students gain a better understanding of how scores relate to specific academic skills. It offers descriptions of performance and insight into skills measured at each score band. It also provides actionable suggestions for improving skills that help students gain additional practice. For a deeper analysis and personalized practice recommendations, link your score to the free official SAT practice on Khan Academy®.

Free, personalized practice for the SAT at Khan Academy >

Reading	Writing & Language	Math
<p>31 8 to 38</p> <p>Your Score</p> <p>Reading Questions</p>	<p>Your score indicates that you are already likely able to:</p> <ul style="list-style-type: none">Revise text as needed to improve the exactness or content appropriateness of word choices within somewhat challenging textsRetain or add information or ideas to a piece of a text to support claims or points in somewhat challenging textRevise somewhat challenging text to ensure that information is presented in the most logical orderRevise text as needed to improve the exactness or content appropriateness of word choices within somewhat challenging textsRetain or add information or ideas to a piece of a text to support claims or points in somewhat challenging textRevise somewhat challenging text to ensure that information is presented in the most logical orderRevise text as needed to improve the exactness or content appropriateness of word choices within somewhat challenging texts	<p>Improve your skills by focusing on:</p> <ul style="list-style-type: none">Retain or add information or ideas to a piece of text to support claims or points in challenging textUse a variety of sentence structures to accomplish a rhetorical purposes such as persuading an audienceRevise text as needed to improve the exactness or content appropriateness of word choices within challenging textsRetain or add information or ideas to a piece of text to support claims or points in challenging textUse a variety of sentence structures to accomplish a rhetorical purposes such as persuading an audienceRevise text as needed to improve the exactness or content appropriateness of word choices within challenging textsRetain or add information or ideas to a piece of text to support claims or points in challenging textUse a variety of sentence structures to accomplish a rhetorical purposes such as persuading an audienceRevise text as needed to improve the exactness or content appropriateness of word choices within somewhat challenging texts

What Can I Learn from My Answers?

See the actual questions, answer choices, and the answer selected.

Look at the online score report and consider the following:

- Identify the questions answered incorrectly.
- Find the correct answer and read the answer explanation.
- Explain why the error was made.
- Ask questions about answer explanations that are not clear.

The screenshot displays a CollegeBoard AP Computer Science A score report. At the top, it shows the user's name, 'Richard Brown Reporting', and navigation links for 'My Score Reports', 'Full Report', 'AP Potential', and 'Practice Tools'. The main section is titled '1 ITEM TO VIEW QUESTIONS' and 'Reading: Question 20'. Below this, it states 'Questions 20-24 are based on the following passages.' and provides a citation for Passage 1: 'Passage 1 is adapted from Susan Milius, "A Different Kind of Smart" (2019) by Science News. Passage 2 is adapted from David Reardon, "Mind of the Raven: Investigations and Adventures with Wolf-Birds" (2007)'. The question asks: 'One difference between the experiments described in the two passages is that unlike the researchers discussed in Passage 1, the author of Passage 2...'. The user has selected answer A, 'presented the birds with a problem to solve', which is marked as incorrect. The correct answer is B, 'intentionally made the birds aware of his presence'. The explanation for choice B states: 'Choice B is the best answer. The researchers described in Passage 1 "hid behind a chair" (Passage 1, line 16) to avoid being seen by the crow. The author of Passage 2, on the other hand, made no attempt to conceal his presence; in fact, as he describes it, he "fed" the ravens in his study on "wells" (Passage 2, lines 1-2), being careful to "harness specific objects" (Passage 2, line 4) and then watched to see whether the birds touched the same objects. The author of Passage 2 makes that the ravens "looked" because "none misinterpreted" (Passage 2, line 8), going their own way rather than continuing to follow the author. From this it is clear that the author of Passage 2, unlike the researchers described in Passage 1, intentionally made the birds aware of his presence.' The question difficulty is listed as 'EASY'.

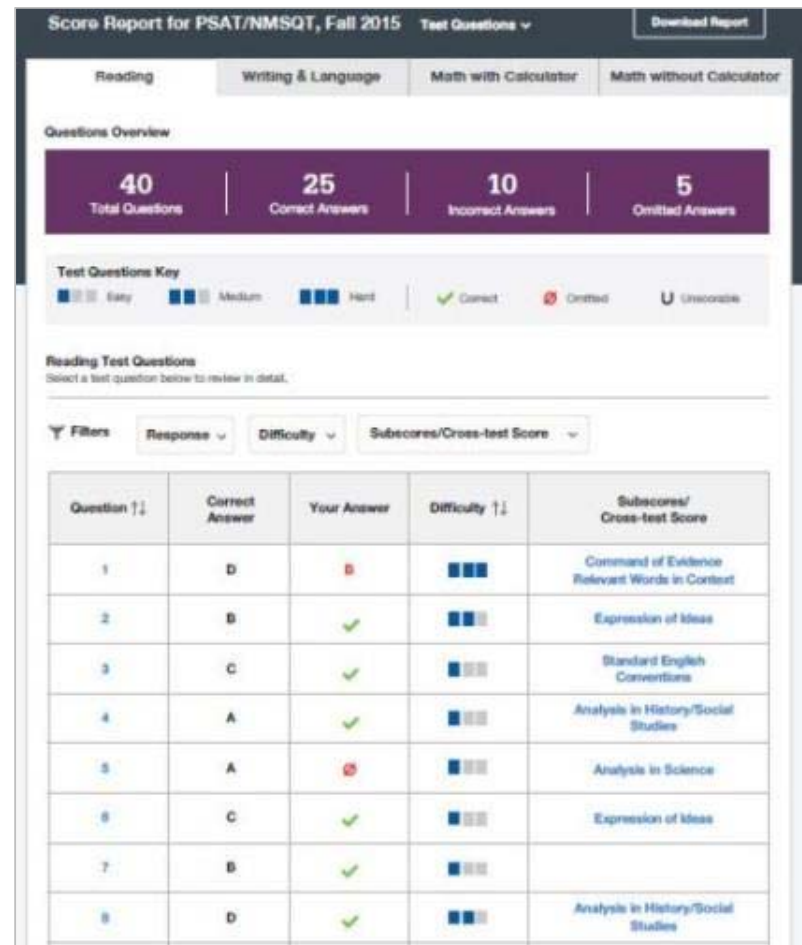
What Can I Learn from My Answers?

(cont.)

Check the level of difficulty of each question and the related subscores and cross-test scores.

Look at the types of questions answered incorrectly and skipped and consider the following:

- Identify the level of difficulty. How many questions did I miss at each level?
- Was I more likely to skip questions associated with any subscore or cross-test score?
- What inferences can I make about areas for improvement based on the types of questions I missed and skipped?



What Is My AP Potential™?

AP Potential uses scores from the PSAT/NMSQT® to provide predictions for 21 AP® Exams.

- College Board research shows that students who score a 3 or higher on an AP Exam typically experience greater academic success in college and are more likely to earn a college degree on time than non-AP students.

AP Potential and Coursework

What is AP?
Advanced Placement is a College Board program that enables students to pursue college-level studies - with the opportunity to earn college credit, advanced placement or both - while still in high school. The program offers courses in more than 30 subjects. For a full list of courses, click here. If you've taken a College Board assessment in 9th grade or higher, see below for a list of AP courses that you are likely to succeed in. If you've taken an assessment in 9th grade or higher but don't see any AP courses listed below, click here to link the access to this account or contact Customer Service at (866)756-7348 for assistance and questions.

High School Core Coursework
Colleges have different high school course requirements, but all expect you to take classes that challenge your skills. Try to take a core course load of 4 years of English and at least 2 years of Math, Science, and Social Studies. As you work towards your high school diploma, you should consider taking courses that align with your future career interest and college major, which may require more than the standard core course load. You may also want to think about taking Advanced Placement courses in your later years of high school.

[View all AP Courses](#)

AP Potential Key

Potential
Your scores show that you have the potential for success in this course. Speak with your teachers or school counselor to see if you have the appropriate prerequisite courses and find out how you can enroll.

Some Potential
Your scores show that you have some potential for success in this AP course. Having interest in the course subject as well as dedication to working hard will increase your chances for success. Speak with your teachers or school counselor to see if you have the appropriate prerequisite courses and find out how you can enroll.

Potential Not Yet Indicated
Your scores show that you may need more preparation and support to be successful in this course. Share your goals and interests with your teachers and school counselor, and learn which high school courses can prepare you for AP courses in the future. If you're already taking an AP course, you can still succeed through hard work and motivation. Talk to your teachers regularly so they can support you.

AP Courses
Your score on the PSAT/NMSQT can identify your potential for success in specific AP courses. Below is a list of these AP courses. The chart identifies your potential for each of these AP courses and if these AP courses are offered in your school. You may also look to see if these AP courses match your college major.

Select a Major

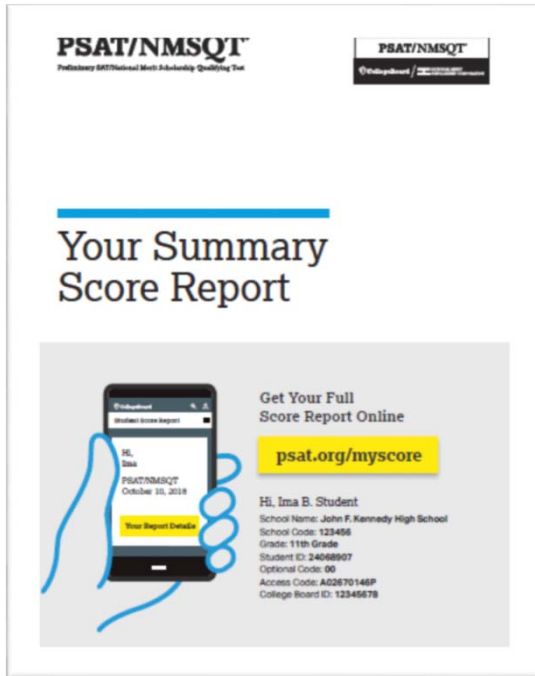
Subject	AP Potential	Your School Offers this Course	Matches Major
Art History	●●●●		✓
Biology	●●●○	✓	
Calculus AB	●●○○	✓	
Calculus BC	●○○○	✓	✓

Understanding My Paper Score Report



What Are My Scores?

Scores for the assessments in the SAT® Suite are vertically equated.



CollegeBoard

This image shows a detailed view of the PSAT/NMSQT score report interface. The main heading is 'YOUR SCORE TODAY'. Underneath, it displays 'Your Total Score' as 960, with a range of 320 to 1520. Below the score, it states 'You are in the 51st percentile' and shows a bar chart with 10 human figures, 5 of which are shaded to represent the percentile. A note says 'You scored equal to or higher than 51% of students'. Below this, there are two sections: 'Your Evidence-Based Reading and Writing Score' of 430 (range 100 to 700) and 'Your Math Score' of 530 (range 100 to 700). Each section includes a percentile (31st and 69th respectively) and a bar chart. A warning icon indicates that the Reading and Writing score shows the student is 'not on track to be ready for college, but you need to keep building core skills', while a checkmark icon indicates the Math score shows the student is 'on track to be ready for college'. At the bottom, 'Your Test Scores*' are shown: Reading 23 (0 to 30) and Writing and Language 20 (0 to 30). A note explains that additional detailed scores are available for students who took the test with a computer. On the right side, there is a graphic of a smartphone displaying the score report, with icons for 'Questions', 'My Progress', 'My Scores', and 'Personalized Practice'. Below this is the URL 'psat.org/myscore' and the text 'Go online for your full report'. At the bottom right, there is a testimonial: 'Ima, this was your score when you took the test; it is not a measure of how far you can grow!' and a graphic showing a hand pointing to a score of '+130 pts' with the text 'Students with scores like yours increased their performance from the PSAT/NMSQT® to the SAT® by 130 points after 10 or more hours of personalized practice on Khan Academy®'.

What Are My Score Percentiles?

Percentiles and benchmarks are provided for 10th and 11th grades on the PSAT/NMSQT®.

YOUR SCORE TODAY

Your Total Score

960 | 320 to 1520

You are in the **51st** percentile

You scored equal to or higher than 51% of students

Your Evidence-Based Reading and Writing Score

430 | 100 to 780

You are in the **31st** percentile

Your score shows that you're almost on track to be ready for college, but you need to keep building your skills.

Your Math Score

530 | 100 to 880

You are in the **69th** percentile

Your score shows that you're on track to be ready for college.

Your Test Scores*

Reading **23** | 0 to 30

Writing and Language **20** | 0 to 30

Math **26.5** | 0 to 30

*Additional detailed scores for test scores provide additional insight into your performance. Test scores are also used to calculate your NMSQT Direction Index.

psat.org/myscore

Go online for your full report

Ima, this was your score when you took the test; it is not a measure of how far you can grow!

+130 pts

Students with scores like yours increased their performance from the PSAT/NMSQT® to the SAT® by 130 points after 10 or more hours of personalized practice on Khan Academy®.

What Is the National Merit® Scholarship Program?

YOUR PATH TOMORROW

Here's what else is waiting for you online:

- 1** **A link to free personalized practice on Khan Academy**
Share your scores with Khan Academy to get your personalized practice.
 - 2** **A list of the challenging courses you're ready for**
Congrats! Your scores show you're ready to succeed in AP® courses.
 - 3** **Your customized starter college list**
Check out the tools at BigFuture™ to kick-start your college plans.
- SAT®** Register to take the SAT ahead of college application deadlines in spring of junior year and fall of senior year.



Your NMSC Selection Index

139

NMSC uses a Selection Index score based on PSAT/NMSQT scores as an initial screen of students who enter its scholarship programs. The Selection Index score is double the sum of your Reading, Writing and Language, and Math Test scores.

Eligibility Information

You meet entry requirements for the 2020 National Merit Scholarship Program and your Selection Index score will be considered among 1.6 million program entrants.

If your Selection Index places you among the 50,000 high scorers who qualify for National Merit Scholarship Program recognition, you will be notified next September when qualifying Selection Index scores will be made available.

Entry Requirements

Information you provided on your answer sheet:

High school student: **YES**

Year to complete high school and enroll full time in college: **2020**

Total years to be spent in grades 9-12: **4**

National Merit Scholarship Corporation

National Merit Scholarship Corporation (NMSC) conducts the National Merit® Scholarship Program, an academic competition for recognition and college scholarships.

To designate students who qualify for recognition in its 2020 competition, NMSC will consider the 2018 PSAT/NMSQT® Selection Index scores of some 1.6 million test takers (usually high school juniors) who meet program entry requirements. For more information, please visit: www.nationalmerit.org.

If any of your responses to NMSC's "Entry Requirements" questions are inaccurate or there has been a change in plans that may affect program entry, write immediately to:

National Merit Scholarship Corporation
Attn: Scholarship Administration
1560 Sherman Avenue, Suite 200
Evanston, IL 60201-4997

Include your name and home address along with your high school name, address, and six-digit code number.

What Is My Question-Level Feedback?

Your Question-Level Feedback

QUESTIONS OVERVIEW

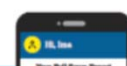
Section	Total Questions	Correct Answers	Unanswered
READING	47	21	25
WRITING AND LANGUAGE	44	17	26
MATH - CALCULATOR	31	15	14
MATH - NO CALCULATOR	17	10	7

***Tip:** A great way to start improving check out the easy questions you missed first.

KEY

- ✓ Correct
- ✗ Incorrect
- U Unanswerable
- X Multi-Grid/Incorrect
- Easy Question
- Medium Question
- Hard Question
- Easy Question Missed*


READING				WRITING AND LANGUAGE				MATH - CALCULATOR				MATH - NO CALCULATOR			
Question #	Correct	Your Answer	Difficulty	Question #	Correct	Your Answer	Difficulty	Question #	Correct	Your Answer	Difficulty	Question #	Correct	Your Answer	Difficulty
1	A	✓	●	1	D	C	■	1	B	✓	●	15	C	✓	■
2	B	✗	■	2	B	✓	■	2	A	✓	●	16	B	✓	■
3	B	✓	■	3	C	D	■	3	B	✓	■	17	D	✓	■
4	B	✗	■	4	C	A	■	4	D	✓	■	18	B	✗	■
5	C	✓	■	5	B	D	■	5	B	✓	■	19	C	✓	■
6	D	✓	■	6	B	X	■	6	A	✓	●	20	B	✓	■
7	B	✓	■	7	A	D	■	7	B	✓	■	21	B	✓	■
8	A	✓	■	8	B	C	■	8	C	✓	■	22	D	✓	■
9	D	✓	■	9	A	B	■	9	A	✓	●	23	D	✗	■
10	A	✓	■	10	D	✓	■	10	D	✓	■	24	C	✓	■
11	D	✓	■	11	D	✓	■	11	D	✓	■	25	B	✓	■
12	D	✓	■	12	B	✓	■	12	A	✓	●	26	D	✓	■
13	D	✗	■	13	C	✓	■	13	B	✓	■	27	D	✗	■
14	A	X	■	14	C	B	■	14	C	✓	■				
15	C	✓	■	15	D	✓	■								
16	B	✓	■	16	B	A	■								
17	D	✓	■	17	B	D	■								
18	B	D	■	18	A	✓	■								
19	A	✓	■	19	B	✓	■								
20	C	✓	■	20	C	D	■								
21	B	D	■	21	A	✓	■								
22	D	✓	■	22	A	B	■								
23	B	D	■	23	C	B	■								
24	D	✓	■	24	D	C	■								
25	C	✓	■	25	C	D	■								
26	B	A	■	26	A	✓	■								
27	B	C	■	27	A	D	■								
28	A	C	■	28	B	✓	■								
29	D	A	■	29	D	A	■								
30	B	A	■	30	C	B	■								
31	D	✓	■	31	D	✓	■								
32	A	✓	■	32	B	✓	■								
33	C	✓	■	33	D	✓	■								
34	A	B	■	34	D	B	■								
35	A	B	■	35	D	✓	■								
36	C	D	■	36	B	A	■								
37	B	C	■	37	C	D	■								
38	C	D	■	38	A	✓	■								
39	C	✓	■	39	C	✓	■								
40	C	✓	■	40	D	A	■								
41	B	✓	■	41	D	B	■								
42	B	✓	■	42	A	D	■								
43	A	✓	■	43	C	B	■								
44	A	✓	■	44	B	C	■								
45	A	C	■												
46	D	A	■												
47	C	B	■												




960 Your Full Score Report

psat.org/myscore


Go online for your full report




Question-Level Detail



See Subscores



Strengths and Weaknesses



Personalized Practice

What Are My Next Steps?

- Continue to take challenging courses in high school
- Link scores with Khan Academy®
- Set up a practice plan and stick to it
- Register for the SAT®
- Utilize other resources to research and prepare for college

Official SAT[®] Practice with Khan Academy[®] — It's FREE!

- Go to satpractice.org and create a free account.
- Get personalized recommendations. Link your Khan Academy account to your College Board account to import past SAT Suite results or take diagnostic quizzes to get personalized recommendations.
- Create a study plan. Select a test date and set up a practice schedule.



 CollegeBoard
+
 KHANACADEMY
+
YOU

PROVIDING WORLD-CLASS
FREE SAT[®] PREPARATION
TOGETHER.

How Can I Practice with Khan Academy®?

[Watch a video introducing Official SAT Practice on Khan Academy](#)



-
- Thousands of practice questions and videos covering every SAT® concept
 - Six official, full-length SAT practice tests with more to come
 - Personalized recommendations based on each student's strengths and weaknesses
 - Tailored practice schedule mapping out each students' path to test day
 - SAT tips and strategies, sharing information about each part of the test

What Steps Will I Follow to Link My College Board Account to Khan Academy®?



Step 1

Log in or create a Khan Academy account.

Step 2

When prompted, agree to link your Khan Academy and College Board accounts. You will then be directed to collegeboard.org.

Step 3

Sign in or create a College Board account.

Step 4

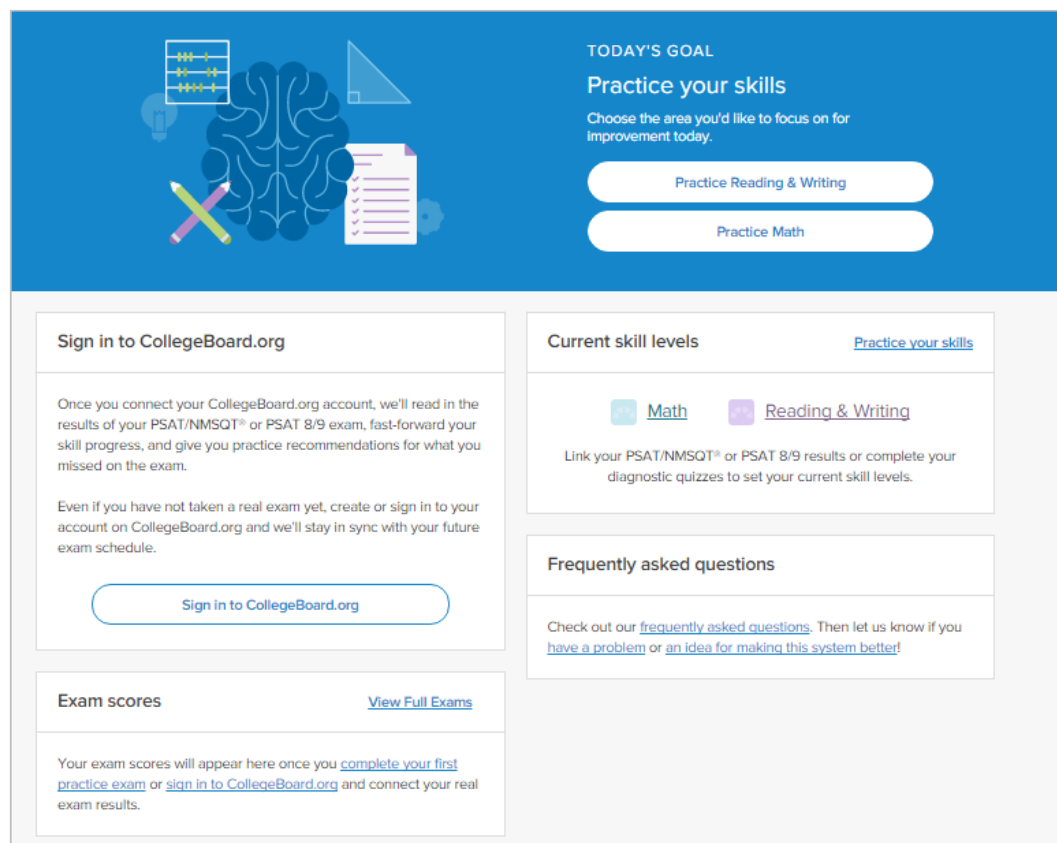
When prompted, hit “Send” to authorize the account linking.

Step 5

Start practicing on Official SAT® Practice on Khan Academy!

How Can I Link My College Board and Khan Academy® Accounts?

- After successfully logging in to your College Board account, you will be asked to authorize the account linking.
- After clicking “Send,” you will be redirected to SAT® Practice on the Khan Academy site.
- You can remove the link at any time by clicking on “Revoke,” which is found in your College Board account settings.



The screenshot displays the Khan Academy SAT Practice interface. At the top, there's a blue header with the text "TODAY'S GOAL Practice your skills" and two buttons: "Practice Reading & Writing" and "Practice Math". Below this, the interface is divided into three main sections:

- Sign in to CollegeBoard.org:** This section explains that connecting the CollegeBoard.org account will allow the system to read PSAT/NMSQT or PSAT 8/9 exam results to provide practice recommendations. It includes a "Sign in to CollegeBoard.org" button.
- Current skill levels:** This section shows two skill categories: "Math" (represented by a blue square) and "Reading & Writing" (represented by a purple square). It includes a link to "Practice your skills" and a note to link PSAT/NMSQT or PSAT 8/9 results or complete diagnostic quizzes to set current skill levels.
- Frequently asked questions:** This section provides a link to "frequently asked questions" and a note to let the user know if they have a problem or an idea for making the system better.

At the bottom, there's a section for "Exam scores" with a "View Full Exams" link. It states that exam scores will appear once the user completes their first practice exam or signs in to CollegeBoard.org and connects their real exam results.

How Do I Register for the SAT®?

- SAT Registration link from Popular Tools menu
- sat.org/register

The screenshot displays the CollegeBoard website interface. At the top, there is a navigation bar with links for CollegeBoard, SAT, AP, College Planning, College Search, and Store. Below this, a secondary navigation bar includes 'My Score Reports', 'Full Reports', and 'AP Potential'. The main content area features a 'Score Report for PSAT/NMSQT' with tabs for 'Report Details', 'Test Questions', and 'Skills Insight'. The 'Report Details' tab is active, showing a total score of 880, with a range of 320 to 1520. A 'Score Range: 840-920' is also indicated. To the right, a dropdown menu is open, listing various tools and services. The 'SAT Registration' option is circled in blue. Other items in the menu include 'Make an Action Plan', 'AP & Core Coursework', 'College Search', 'Majors & Career Profiles', 'My Personality', 'Pay for College', 'SAT Practice', and 'Scholarships'. The number '760' is visible at the bottom of the dropdown menu.

What Additional Resources Will Help Me Prepare for My Future?

- BigFuture™
 - College Action Plan
 - College Search
 - Scholarships
 - Financial Aid
- Roadmap to Careers
- Student Search Service®

The screenshot displays the CollegeBoard BigFuture dashboard. At the top, there are navigation links for 'Dashboard', 'My Score Reports', 'AP Potential', and 'Popular Tools'. Below this, there are three tabs: 'Report Details', 'Test Questions', and 'Skills Insight'. The main content area shows 'Your Total Score' as 880, with a range of 320 to 1520. Below this, it states 'Score Range: 840-920'. A message reads: 'Keep in mind, the PSAT/NMSQT and SAT are on the same scale.' Below this message, it says: 'Your score shows you how you would have scored that day on the SAT. How well you do depends on what you do next!'. On the right side, there is a vertical menu with options: 'Make an Action Plan', 'College Search', 'Search College Majors', 'Roadmap to Careers', 'Pay for College', 'Scholarship Search', 'AP & Core Coursework', 'SAT Practice', 'SAT Registration', and 'Send SAT Scores'. Below the menu, there is a score of 160 for '11th Grade PSAT/NMSQT'. At the bottom, there is a green checkmark icon and the text: 'You are on track for college re... Stay on track and continue your prog... share your scores on Khan Academ... free, personalized practice recomme...'

BigFuture™ — Search Colleges, Scholarships, and Careers

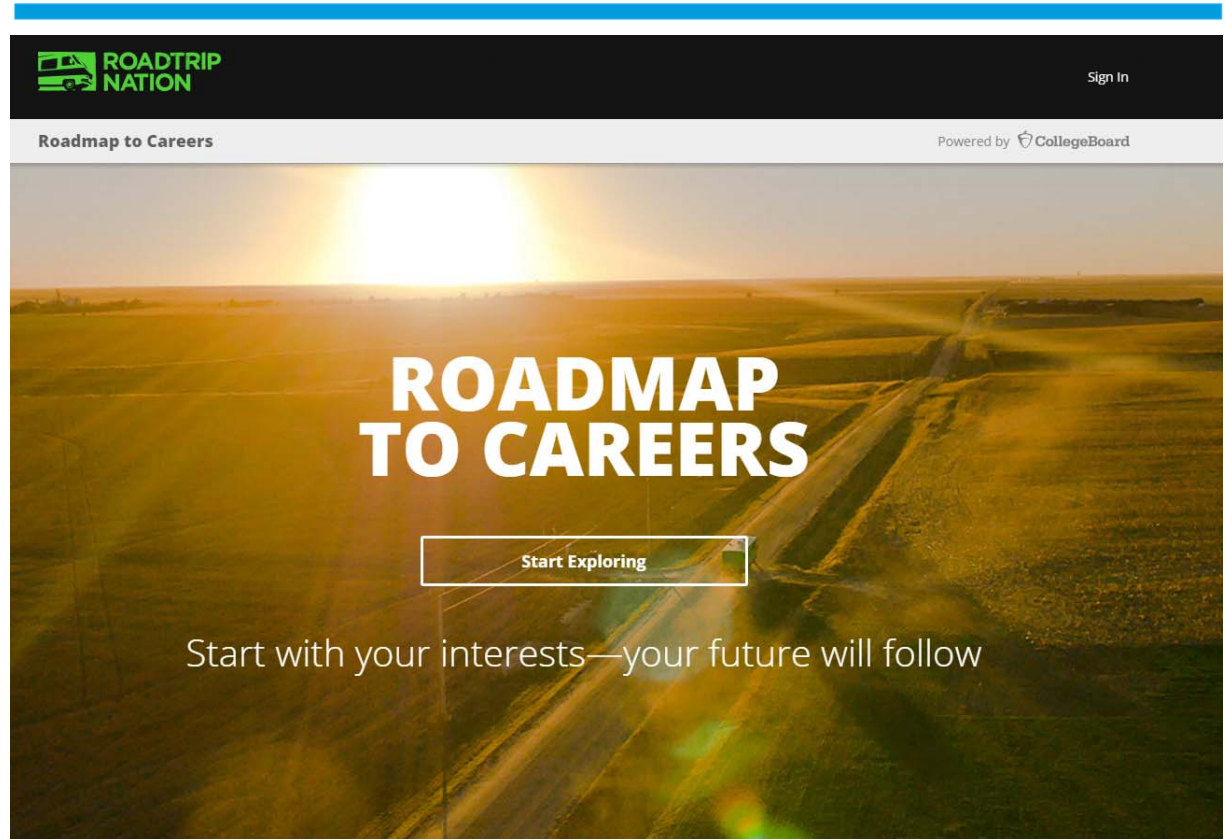
- Search for colleges.
- Watch videos from real students.
- Hear from education professionals.
- Learn about different colleges.
- Get help paying for college.
- Build a personalized plan for getting into college.

The screenshot shows the BigFuture website interface. At the top, there's a navigation bar with links for College Planning, YouCanGo!, SAT, AP, PSAT/NMSQT, CLEP, For Educators, and More. The main header features the BigFuture logo and a search bar with the text "Find Colleges, Advice and More". Below the header, there's a navigation menu with options: Get Started, Find Colleges, Explore Careers, Pay for College, Get In, and Make a Plan. The main content area features a large image of a smiling woman, Nydia, with a video player overlay. The video player has a title "I was homesick at first, but now I love my college." and a "Watch" button. To the right of the video player, there's a pink circular button that says "Not sure where to start? Go". Below the video player, there are three main sections: "find colleges" with a search bar and "Go" button; "pay for college" with a progress bar showing "\$1 billion" and a "Get the Facts" button; and "make a plan" with a "What grade are you in?" section and radio buttons for 8th or lower, 9th, 10th, 11th, 12th, and H.S. grad.

Road Map to Careers

Roadtrip Nation and College Board are partnering to help students connect with careers.

- Choose your core interests.
- Watch videos of leaders who share your interests.
- Learn about majors and careers that align to your interests.
- See examples of leaders who followed a similar path.



Student Search Service[®]

Connects students with information about educational and financial aid opportunities.

-
- Participate voluntarily.
 - Connect with more than 1,200 colleges, universities, scholarship programs, and educational organizations.
 - Sign up when you take an assessment in the SAT[®] Suite:
 1. Choose to participate in Student Search Service when registering for a College Board test (fill in the circle on the answer sheet).
 2. Provide information about yourself on your answer sheet.
 3. Participating organizations can then search for groups of students who may be a good fit.
 4. FYI: The College Board never shares information on disabilities, parental education, self-reported parental income, Social Security numbers, phone numbers, or actual test scores through Student Search Service.

Thank You.

PSAT/NMSQT[®]

 CollegeBoard /  NATIONAL MERIT
SCHOLARSHIP CORPORATION