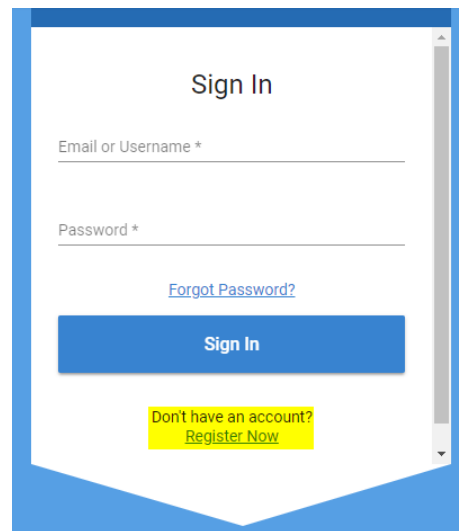
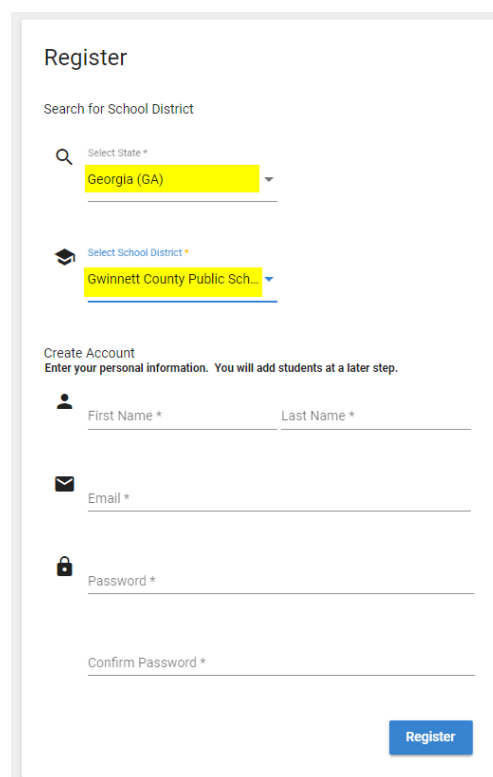


如何创建 MyPaymentsPlus 的家长帐户

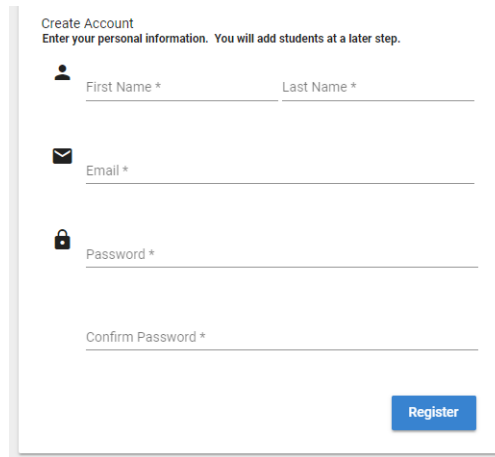
1. 访问 www.MyPaymentsPlus.com 并点击 “Register Now”（立即注册）。

A screenshot of the "Sign In" form. It features a blue header with the text "Sign In". Below the header are two input fields: "Email or Username *" and "Password *". A blue button labeled "Sign In" is positioned below the password field. A link for "Forgot Password?" is located above the "Sign In" button. At the bottom, a yellow box contains the text "Don't have an account? Register Now".

2. 选择“Georgia (GA)”作为您的所在州，在下拉列表中选择“Gwinnett County Public Schools”（昆内特县公立学校）作为您的所在机构。

A screenshot of the "Register" form. It has a white background with a grey border. The title "Register" is at the top. Below it is a search section for "School District" with a magnifying glass icon. There are two dropdown menus: "Select State *" with "Georgia (GA)" selected, and "Select School District *" with "Gwinnett County Public Sch..." selected. Below this is the "Create Account" section with the instruction "Enter your personal information. You will add students at a later step." It includes four input fields: "First Name *" and "Last Name *" (with a person icon), "Email *" (with an envelope icon), "Password *" (with a lock icon), and "Confirm Password *". A blue "Register" button is at the bottom right.

3. 输入您的姓名、邮件地址和密码，点击“Register”（注册），即可创建个人资料。



Create Account
Enter your personal information. You will add students at a later step.

First Name * Last Name *

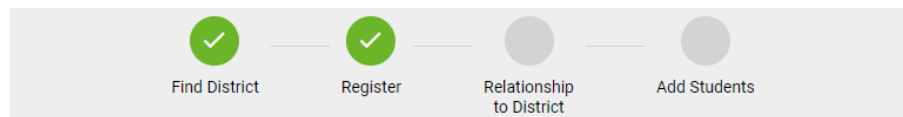
Email *

Password *

Confirm Password *

Register

4. 选择“I am a Parent or Guardian with student(s) in Gwinnett County Public Schools”（我是昆内特县公立学校学生的家长或监护人），并点击“Next”（下一步）。



Find District Register Relationship to District Add Students

Your Account has been Created!

We've sent a welcome email to the address you provided.

This site will work best if we know your relationship with **Gwinnett County Public Schools**
(Check all that apply)

I am a **Parent or Guardian** with student(s) in Gwinnett County Public Schools

I am a **Student** in the district

I work in the district (**Staff Member**)

I'm a **Guest** interested in district activities and/or I want to support the district

Next

5. 如需关联您的孩子的帐户，输入孩子的 GCPS 身份编号和姓氏。输入孩子的个人信息之后，点击“Done”（完成）。
- 要获取孩子的学生身份编号，可联系其所在的学校。
 - 如果孩子的姓氏有后缀，在输入姓氏时记得填写。例如：“Smith Jr.” “Smith IV” “Smith-Arnold”

Find District Register Relationship to District Add Students

Add Student(s) to Your Account

Adding your student(s) from **Gwinnett County Public Schools** will allow you to manage meal account balances, track meal purchases, pay for school expenses and more.

My Students

There are 0 students on your account.

Student ID *

[Where to find Student ID?](#)

Student Last Name *

Add Student

[Change School District](#)

Skip for Now **Done**

6. 您会收到一封确认注册完毕的邮件。输入您的用户名和密码，即可开始使用 MyPaymentsPlus。