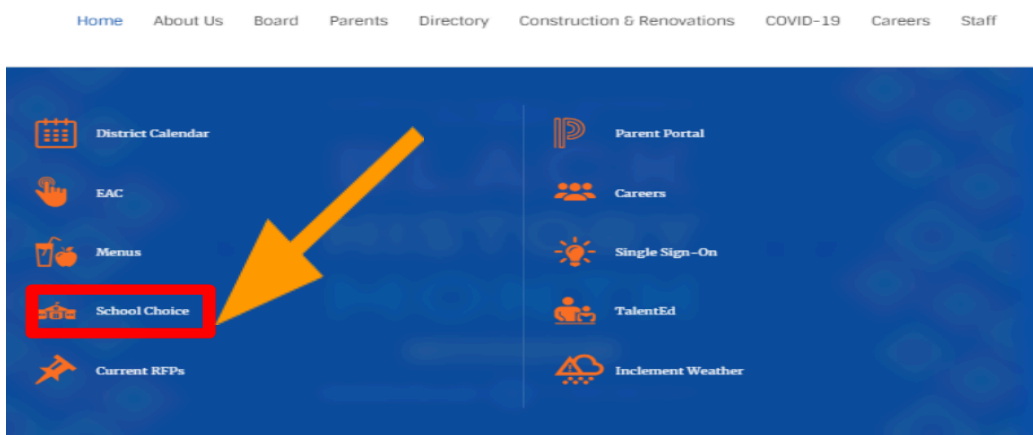


Choice Program Application Directions

1. Go to danvillepublicschools.org
2. Click on “School Choice” located in the blue square.



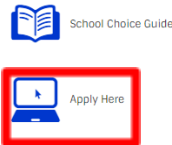
3. Click on “Apply Here”.



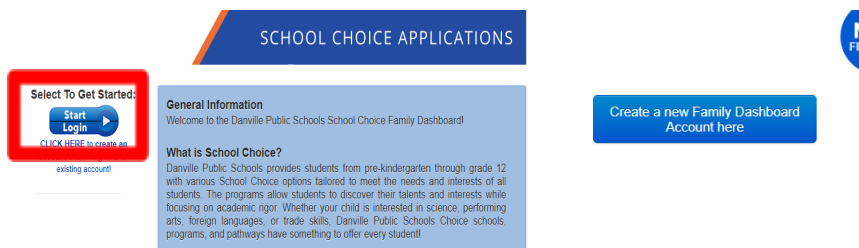
School Choice

Danville Public Schools provides students from pre-kindergarten through grade 12 with various School Choice options tailored to meet the needs and interests of all students. The programs allow students to discover their talents and interests while focusing on academic rigor. Whether your child is interested in science, performing arts, foreign languages, or trade skills, Danville Public Schools Choice Programs, schools, and pathways have something to offer every student!

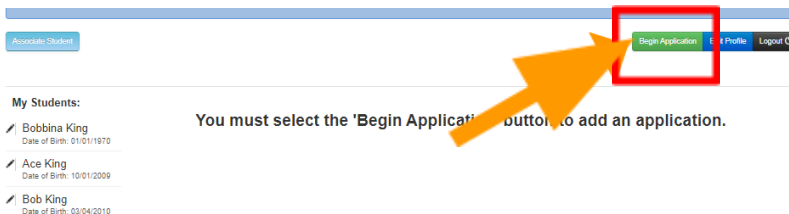
With a commitment to inclusivity, we ensure that every student has the chance to thrive in an environment that supports their unique talents and aspirations. Our choice programs encompass various disciplines, including STEM, arts, humanities, and vocational education. We invite



4. Login and create an account if you are a new user.



5. Click “Begin Application”.



Choice Program Application Directions

6. Select the student.

Select the Student for this Application

Option #1
Select the student for this application.

Option #2
If you need to add an additional sibling or student, please select the 'Associate Another Student' button.

<p>Ace King</p> <p>To begin an application for this student, please click the 'Begin Application' button below. You will be prompted to make several selections during the process.</p> <p>Begin Application for Ace ></p>	<p>Bob King</p> <p>To begin an application for this student, please click the 'Begin Application' button below. You will be prompted to make several selections during the process.</p> <p>Begin Application for Bob ></p>
<p>Bobbina King</p> <p>To begin an application for this student, please click the 'Begin Application' button below. You will be prompted to make several selections during the process.</p> <p>Begin Application for Bobbina ></p>	<p>Need to associate another student?</p> <p>To add another student to this Dashboard Account, please click the 'Associate Another Student' button below.</p> <p>Associate Another Student</p>

7. Select the Choice School or Program option.

Select Application Category

Step #1
Select the correct application category for this application.

Available for 2024-2025

- I.W. Taylor Virtual Academy** (January 23, 2024 - March 2024)
- Galileo Magnet High School** (January 23, 2024 - February 23, 2024)

Applicable Grade(s): **9th 10th 11th 12th**

8. Click on "Complete New Application".

Select To Complete The Application

In order to complete your request, please select the 'Complete New Application' button below.

New School Choice Application NEW APPLICATION

Please select "Complete New Application"

[Complete New Application](#)

9. Complete and submit the application.

Be sure to upload all required documentation. You will receive a confirmation email and application number upon successful completion of the application. You may log in to the Family Dashboard for new notifications including acceptance notification.

If the student is currently enrolled in Danville Public Schools report cards and transcripts are NOT required for upload.

All students who are currently not enrolled in Danville Public Schools ARE REQUIRED to upload documentation.