

# STUDENT VOICE:

## Using Student Feedback for School Improvement



YouthTruth is a national nonprofit that harnesses student perceptions to help educators accelerate improvements. YouthTruth's research-based surveys ask age- and reading-level appropriate questions on topics that are differentiated by grade-level groupings (Grades 3-6, Grades 7-8, Grades 9-12).

Wyoming City Schools has administered YouthTruth surveys to students in grades 3-12 annually since 2022.

The most recent administration was March 2024 when 1,298 respondents across all school levels participated; the overall response rate was 86%.

All grade levels were surveyed in the following areas (with additional age-appropriate topics added at specific grade levels):

### Belonging

- Elementary School: The degree to which students feel welcome at their school
- Secondary School: The degree to which students feel welcome at their school and have collaborative relationships with their classmates

### Culture

- Elementary School: The degree to which students experience an orderly, respectful classroom environment
- Secondary School: The degree to which students believe that their school fosters a culture of respect and fairness

### Engagement

- Elementary School: The degree to which students perceive high expectations and feel engaged with their school and their education
- Secondary School: The degree to which students perceive themselves as engaged with their school and their education

### Relationships

- Elementary School: The degree to which students have strong, supportive relationships with their teachers
- Secondary School: The degree to which students feel they receive support and personal attention from their teachers

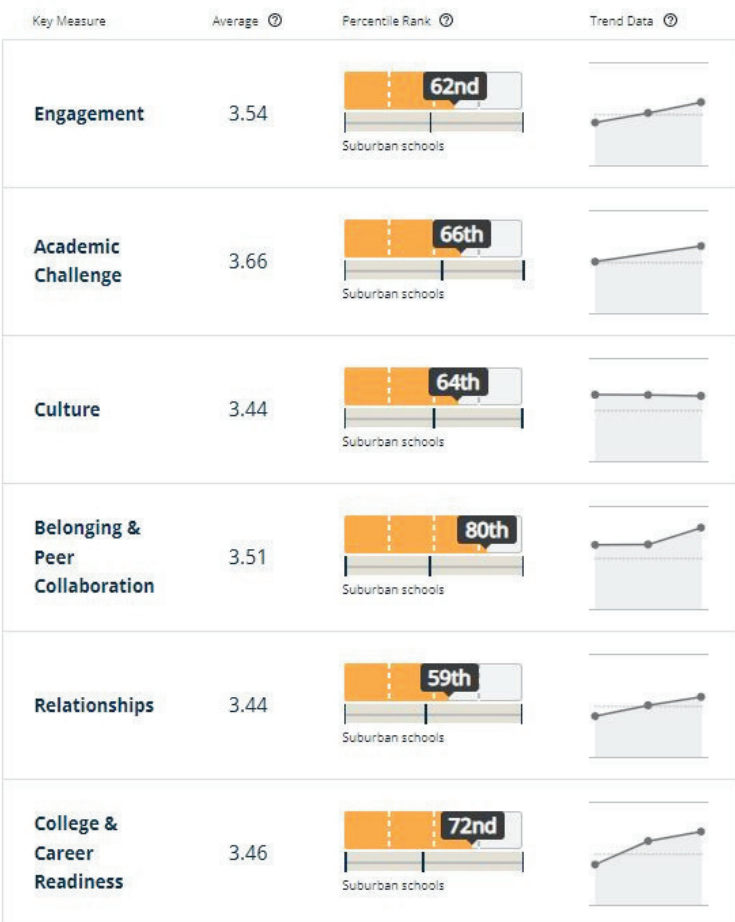
## GRADES 9-12: WYOMING HIGH SCHOOL

In order to put student feedback into context, this report compares WHS students' ratings to the ratings from students at 577 other high schools across the country.



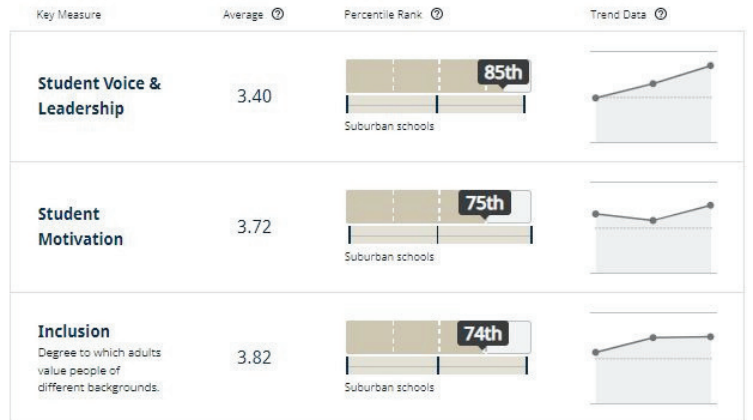
Scan for more WHS info

### KEY RATINGS



\*The Academic Challenge summary measure does not have trend data prior to the 2022-2023 school year because one question ("My teachers explain things in a way that I understand.") was added.

### ADDITIONAL TOPICS



The Additional Topics section shows summary measures of any additional topics your school added to the survey. Given that they are separate datasets (with fewer schools and responses than the core topics), we display these measures in a separate chart.

### THEMES

Compared to other participating high schools, WHS's **highest rated themes** were:

- Belonging & Peer Collaboration
- College & Career Readiness

and the **lowest rated themes** were:

- Relationships
- Engagement

### QUESTIONS

Compared to other participating high schools, WHS's **highest rated question** was:

- How often do you work with other students for your classes because your teachers ask or tell you to? (Belonging & Peer Collaboration Theme)

and the **lowest rated question** was:

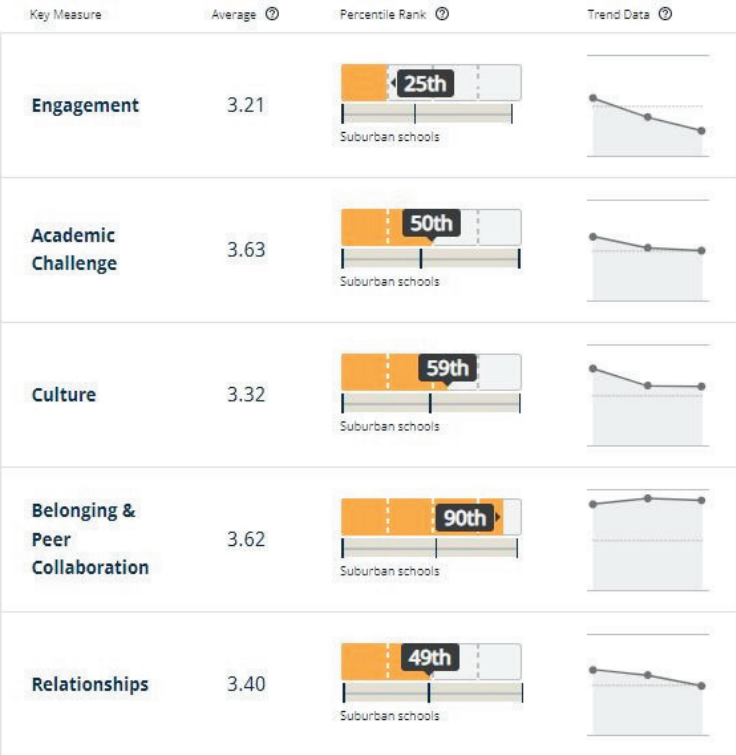
- In order to get a good grade, I have to work hard in my classes. (Academic Challenge Theme)

# GRADES 7-8:

## WYOMING MIDDLE SCHOOL

In order to put student feedback into context, this report compares WMS (Grades 7-8) students' ratings to the ratings from students at 575 other middle schools across the country.

### KEY RATINGS



**QUESTIONS** Compared to other participating middle schools, WMS's **highest rated question** was:

- I really feel like a part of my school's community. (Belonging & Peer Collaboration Theme)
- and the **lowest rated question** was:
- I enjoy school most of the time. (Engagement Theme)

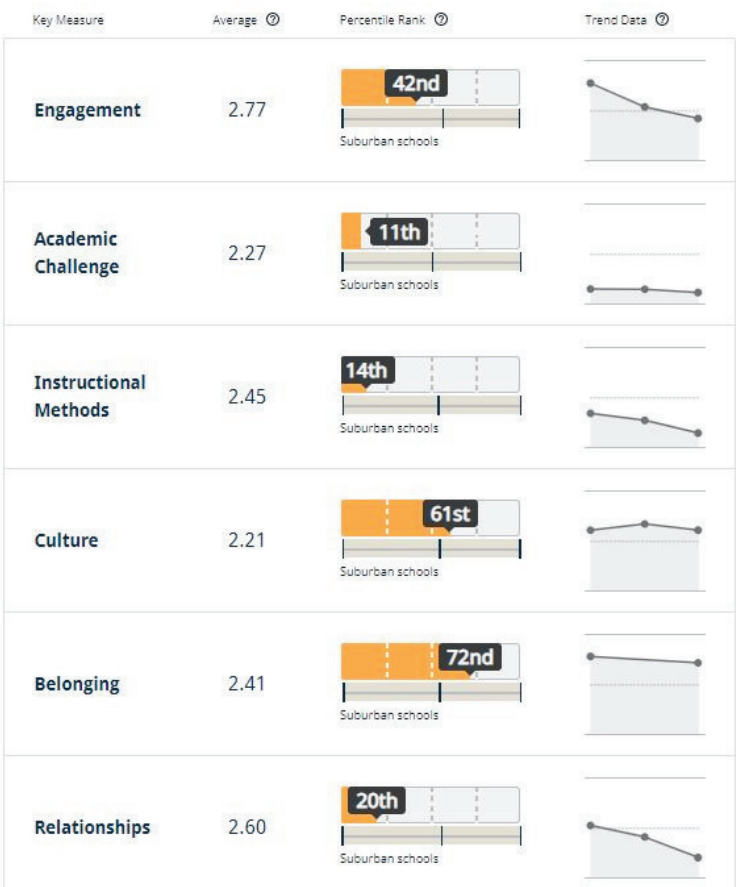
Scan for more Grades 7-8 info



# GRADES 3-6: WYOMING MIDDLE SCHOOL, ELM SCHOOL, HILLTOP SCHOOL & VERMONT SCHOOL

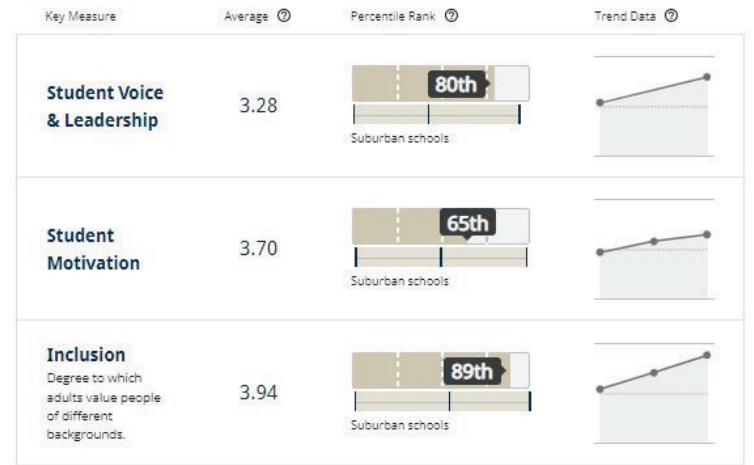
In order to put student feedback into context, this report compares WMS & WPS (Grades 3-6) students' ratings to the ratings from students at 932 other elementary schools across the country.

### KEY RATINGS



\*The Belonging Summary measure does not have trend data prior to the 2022-2023 school year because one question ("Do you feel like an important part of your school?") has been revised.

### ADDITIONAL TOPICS



The Additional Topics section shows summary measures of any additional topics your school added to the survey. Given that they are separate datasets (with fewer schools and responses than the core topics), we display these measures in a separate chart.

### THEMES

Compared to other participating middle schools, WMS's **highest rated themes** were:

- Belonging & Peer Collaboration
- College & Career Readiness

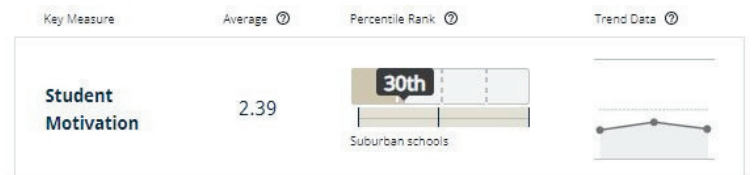
and the **lowest rated themes** were:

- Relationships
- Engagement

Scan for more Grades 7-8 info



### ADDITIONAL TOPICS



The Additional Topics section shows summary measures of any additional topics your school added to the survey. Given that they are separate datasets (with fewer schools and responses than the core topics), we display these measures in a separate chart.

### THEMES

Compared to other participating elementary schools, WCS's **highest rated themes** were:

- Belonging
- Culture

and the **lowest rated themes** were:

- Academic Challenge
- Instructional Methods

### QUESTIONS

Compared to other participating elementary schools, WCS's **highest rated question** was:

- Are students friendly to you? (Belonging Theme)

and the **lowest rated question** was:

- Do you like how your teacher treats you when you need help? (Relationships Theme)

Scan for more Grades 3-6 info

