

NCAA Eligibility & Recruiting



Agenda

- *FAFSA*
- *NCAA Academics, Recruiting & Eligibility*
 - *Division 1*
 - *Division 2*
 - *Division 3*
- *Transfer Portal & NIL*





Recruiting Statistics

THERE ARE **NEARLY 2000** AMERICAN COLLEGES AND UNIVERSITIES THAT SPONSOR COLLEGIATE ATHLETICS

THERE ARE **ROUGHLY 350** DIVISION 1 SCHOOLS, **300** DIVISION 2 SCHOOLS, AND **675** DIVISION 3 & NAIA SCHOOLS

IN TOTAL, THERE ARE MORE THAN **175,000** SCHOLARSHIP OPPORTUNITIES AT THE COLLEGIATE LEVEL

ONLY DIVISION 1, 2, NAIA AND JUNIOR COLLEGES AWARD SCHOLARSHIPS

OF THE SCHOLARSHIPS THAT ARE AWARDED, MOST ARE EQUIVALENCY, OR PARTIAL SCHOLARSHIPS

MORE ON THIS LATER.....



College Soccer at a Glance

	Men's Teams	Scholarships Per Team	Total Scholarships Available	Women's Teams	Scholarships per team	Total Scholarships Available
Division 1	204	9.9	2019.6	320	14	4480
Division 2	206	9	1854	235	9.9	2326.5
Division 3	401	0	0	425	0	0
NAIA	198	12	2376	225	12	2700
JC DIV 1	136	18	2448	118	18	2124
JC DIV 3	75	0	0	60	0	0
TOTAL	1220		8698	1383		11631

Approximately 800 Public Schools in Texas offer Soccer



College Baseball at a Glance

Division	Number of Schools	Participants * Men	Scholarships Per School	Average team size	AVG DIFFERENCE
NCAA I	297	10,077	11.7	34	-22.3
NCAA II	260	9,652	9	37	-28
NCAA III	372	12,275	0	33	-33
NAIA	184	6,693	12	36	-24
NJCAA	385	11,281	24	29	-5
Totals	1,650	54,165		33	-22.46

Approximately 1,400 Public Schools in Texas offer Baseball



Realities of Recruiting

THERE ARE THOUSANDS OF COLLEGE SCHOLARSHIP OPPORTUNITIES FOR ELITE LEVEL ATHLETES, BUT NOT ALL ARE AT DIVISION 1

SCHOOL IS EXPENSIVE!!!



Realities of Recruiting

Public vs Private

SFA COSTS ~\$8500 PER YEAR TUITION AND
\$19,000 IN LIVING EXPENSES

SMU COSTS ~\$44,000 PER YEAR TUITION
AND \$17,000 IN LIVING EXPENSES



Realities of Recruiting

A 50% SCHOLARSHIP TO A TEXAS STATE SCHOOL WOULD BE WORTH ROUGHLY \$14,000 AND LEAVE YOU (PARENTS) OWING \$14,000 ANNUALLY - **~\$56,000** TOTAL OVER 4 YEARS

A 50% SCHOLARSHIP TO A PRIVATE SCHOOL IN STATE OR OUT OF STATE WOULD BE WORTH ROUGHLY \$30,000 AND WOULD LEAVE YOU OWING \$30,000 PER YEAR - **~\$120,000** OVER 4 YEARS



Realities of Recruiting

IT'S CHEAPER TO **WALK-ON** AT THE
UNIVERSITY OF TEXAS (~\$100,000)
THAN IT IS TO ACCEPT A 50%
SCHOLARSHIP TO A TEXAS PRIVATE
SCHOOL OR OUT OF STATE COLLEGE
(~\$120,000)



Coaches Want to Know

ARE YOU *REGISTERED* WITH THE NCAA
ELIGIBILITY CENTER?

ARE YOU GOING TO BE A *FINAL QUALIFIER*?





Qualifier Status

EARLY ACADEMIC QUALIFIER

- If you meet specific criteria after six semesters of high school, you may be deemed an early academic qualifier for Division I and may practice, compete and receive an athletics scholarship during your first year of full-time enrollment.

QUALIFIER

- You may practice, compete and receive an athletics scholarship during your first year of full-time enrollment.

ACADEMIC REDSHIRT

- You may practice during your first regular academic term and receive an athletics scholarship during your first year of full-time enrollment but may NOT compete during your first year of full-time enrollment. You must pass either eight quarter or nine semester hours to practice in the next term.

NONQUALIFIER

- You will not be able to practice, compete or receive an athletics scholarship during your first year of full-time enrollment.



FAFSA[®]

Federal Student Aid

An OFFICE of the U.S. DEPARTMENT of EDUCATION



- **College Deadline**

- **Check With the College**

- Visit the school's website or contact its financial aid office. School deadlines are usually early in the year, often in February or March, although some are even earlier.

- **State Deadline**

- **January 15, 2023**

- For priority consideration, submit your application by Jan. 15, 2023. Additional forms may be required. Private and two-year institutions may have different deadlines. Check with your financial aid administrator.

- **Federal Deadline**

- **June 30, 2024**

- The FAFSA form must be submitted by 11:59 p.m. Central time (CT) on June 30, 2024. Any corrections or updates must be submitted by 11:59 p.m. CT on Sept. 14, 2024.



FAFSA[®]

Federal Student Aid
An OFFICE of the U.S. DEPARTMENT of EDUCATION



- [FAFSA[®] Application | Federal Student Aid](#)
- To apply for financial aid, complete the FAFSA[®] form.
 - 2023–24 FAFSA form: Apply for aid to attend school between July 1, 2023, and June 30, 2024.
 - 2024–25 FAFSA form (available December 2023): Apply for aid to attend school between July 1, 2024, and June 30, 2025.
 - Use your school financial aid code...



Step 1: Get Registered

[NCAA Eligibility Center Link](#)

A screenshot of the NCAA Eligibility Center website. The background is a dark grey/black gradient. At the top center is the NCAA Eligibility Center logo, which includes a blue circle with 'NCAA' in white and 'Eligibility Center' in white text below it. Below the logo is the word 'WELCOME!' in white, all-caps, sans-serif font. In the center, there is a green rectangular banner. On the left side of the banner is a photograph of a young Black man with a friendly expression, wearing a light blue polo shirt and a brown messenger bag. To the right of the photo, the text 'NCAA COLLEGE-BOUND STUDENT-ATHLETES' is written in white, all-caps, sans-serif font. Below this text is a rounded rectangular button with a green-to-white gradient and the text 'ENTER HERE' in white, all-caps, sans-serif font. Below the green banner is a light green horizontal bar. On the left side of this bar, the text 'HIGH SCHOOL ADMINISTRATORS' is written in white, all-caps, sans-serif font. To the right of this text is a rounded rectangular button with a yellow-to-white gradient and the text 'ENTER HERE' in white, all-caps, sans-serif font. At the bottom of the screenshot, centered, is a small line of text: 'Click [here](#) to view the technical requirements for the Fall 2010 Web site.'

Click [here](#) to view the technical requirements for the Fall 2010 Web site.



Step 1: Get Registered

The screenshot shows the NCAA Eligibility Center website interface. At the top left is the NCAA Eligibility Center logo. A navigation bar contains links for Welcome, About the NCAA, Divisions, Sports, For Parents, Resources, and Contact Us. On the left, a mobile phone displays a message: "Registered? If not, click below to get started." The main content area features a large white banner with the text: "Welcome to the NCAA Eligibility Center. Your student-athlete experience begins here. At this site, you'll find the tools and information you need to begin your college experience. Explore this site to learn more about the NCAA, its athletics divisions, its sports and other information. Click on the phone or use the login box in the top right corner to complete your registration for eligibility." To the right of this banner is a "Checklist:" section with two items: "Create account" and "Complete registration". Below the banner is a calendar with a photo of a student-athlete. A yellow sticky note reads: "CLASS OF 2016 AND BEYOND... Initial-eligibility standards are changing. CLICK HERE TO LEARN MORE". In the top right corner, a login form is highlighted with a pink box and a pink arrow. The login form has two tabs: "LOGIN" and "NEW ACCOUNT". It contains fields for "Username (e-mail)", "Password or PIN", and a "Forgot password" link, along with a "GO" button.

LOGIN **NEW ACCOUNT**

Username (e-mail)

Password or PIN

[Forgot password](#) **GO**

Checklist:

- Create account
- Complete registration

CLASS OF 2016 AND BEYOND...
Initial-eligibility standards are changing.
CLICK HERE TO LEARN MORE

Follow the Eligibility Center on Twitter

NCAA Division II

Buffering...



Step 2: Send Transcripts & Scores

The screenshot shows the NCAA Eligibility Center website interface. At the top, there is a navigation bar with links: Welcome, About the NCAA, Divisions, Sports, For Parents, Resources, and **Contact Us** (circled in green). To the right of the navigation bar is a login section with fields for Username (e-mail) and Password or PIN, and buttons for 'Forgot password' and 'GO'. The main content area features a large graphic with a wooden background. On the left is a Nokia phone displaying a 'Registered?' message. In the center is a document titled 'Welcome to the NCAA Eligibility Center. Your student-athlete experience begins here.' Below this is a 'Checklist:' with two items: 'Create account' and 'Complete registration'. On the right is a yellow sticky note that reads 'CLASS OF 2016 AND BEYOND... Initial-eligibility standards are changing. CLICK HERE TO LEARN MORE'. A green arrow points from the 'Contact Us' link to the sticky note. At the bottom left, there are social media links for Twitter and Facebook. At the bottom right, there is a 'Buffering...' indicator.



Step 2: Send Transcripts & Scores

The screenshot shows the NCAA Eligibility Center website with a notebook overlay. The notebook page is titled "Contact Us" and contains the following information:

Document Mailing Address:
NCAA Eligibility Center
Certification Processing
PO Box 7136
Indianapolis, IN 46207

Phone:
Toll Free: 877 / 262-1492
International Callers: 317 / 223-0700
Fax: 317 / 968-5100

Overnight/Express Mailing Address:
NCAA Eligibility Center
Certification Processing
1802 Alonzo Watford Sr Drive
Indianapolis, IN 46202

General Mailing Address:
NCAA Eligibility Center
PO Box 7110
Indianapolis, IN 46207

Checklist:

- Create account
- Complete registration

Additional elements on the notebook include a calendar strip at the bottom showing dates 25, 26, 27, 28, 29, 30, 31, and a yellow sticky note that reads "CLASS OF 2016 AND BEYOND... Initial-eligibility standards are changing".



Division I Academic Standards

Earn 16 NCAA approved core courses in the following areas

- 4 years English
- 3 years Math (Algebra 1 or higher)
- 2 year Science (including one year of lab, if offered)
- 1 year Extra (English, Math, Science)
- 2 years Social Science
- 4 years (Any other additional course listed on the approved course form)

Complete your 16 NCAA-approved core-course credits in eight academic semesters or four consecutive academic years from the start of ninth grade. If you graduate from high school early, you still must meet core-course requirements.

Complete 10 of your 16 NCAA-approved core-course credits, including seven in English, math or science, before the start of your seventh semester. Once you begin your seventh semester, any course needed to meet the 10/7 requirement cannot be replaced or repeated.

Earn a minimum 2.3 core-course GPA.

Ask your high school counselor to upload your final official transcript with proof of graduation to your Eligibility Center account.



Division II Academic Standards

Earn 16 NCAA approved core courses in the following areas

- 3 years English
- 2 years Math (Algebra 1 or higher)
- 2 years Science (including one year of lab, if offered)
- 3 years Extra (English, Math, Science)
- 2 years Social Science
- 4 years (Any other additional course listed on the approved course form)

Earn a minimum 2.2 core-course GPA.

Ask your high school counselor to upload your final official transcript with proof of graduation to your Eligibility Center account



9th Grade

If you haven't yet, register for a free Profile Page account at eligibilitycenter.org for information on NCAA initial-eligibility requirements. »

Use NCAA Research's interactive map to help locate NCAA schools you're interested in attending. »

Find your high school's list of NCAA- approved core courses at [eligibilitycenter.org/course list](https://eligibilitycenter.org/course-list) to ensure you're taking the right courses and earn the best grades possible

REGISTER

NOW



10th Grade

Ensure your sports participation information is correct in your Eligibility Center account.

Check with your high school counselor to make sure you're on track to complete the required number of NCAA-approved core courses and graduate on time with your class.

Share your NCAA ID with NCAA schools recruiting you so each school can place you on its institutional request list.

At the end of the school year, ask your high school counselor from each school you attend to upload an official transcript to your Eligibility Center account.





11th Grade

If you're being actively recruited by an NCAA school and have a Profile Page account, transition it to the required certification account.

Monitor the task list in your NCAA Eligibility Center account for next steps.

At the end of the school year, ask your high school counselor from each school you attend to upload an official transcript to your Eligibility Center account.

If you fall behind academically, ask your high school counselor for help finding approved courses you can take.





12th Grade

Request your final amateurism certification beginning April 1 (fall enrollees) or Oct. 1 (winter/spring enrollees) in your Eligibility Center account at eligibilitycenter.org

Apply and be accepted to the NCAA school you plan to attend.

Complete your final NCAA-approved core courses as you prepare for graduation.

After you graduate, ask your high school counselor to upload your final official transcript with proof of graduation to your Eligibility Center account.

The NCAA logo is a large blue circle containing the letters 'NCAA' in a bold, white, sans-serif font. The letters are slightly shadowed, giving them a 3D appearance as if they are floating within or attached to the circle.

NCAA



Request Final Amateurism

Enrolling in Fall....Request or After April 1st

Enrolling in Spring....Request on or After October 1st

[How to Request Final Amateurism Certification.pdf](#) (ncaa.org)



ELIGIBILITY CENTER

HOW TO REQUEST FINAL AMATEURISM CERTIFICATION

- 1 Log in to view your NCAA Eligibility Center dashboard at eligibilitycenter.org.
- 2 Check your progress on your Dashboard. The first circle (Account Creation) must be complete prior to requesting your amateurism certification.
- 3 Ensure you have completed all assigned amateurism-related tasks.
- 4 In the third box on your Dashboard, select "Submit request now".
- 5 Select the button for the sport you want to request amateurism.



Request Final Amateurism

Circumstances Reviewed as Part of the Amateurism Certification Process:

- Delaying your full-time collegiate enrollment and participating in organized competition.

Playing with professionals.

Signing a contract with a professional team.

Participating in tryouts or practices with a professional team.

Receiving payment or preferential treatment/benefits for playing sports.

Receiving prize money.

Entering a written/verbal agreement with an agent.

Involvement with a recruiting service.

Participating on a Major Junior Hockey League team.



NCAA®



- Division I

Division I schools provide unmatched academic and athletic opportunities and support. This support includes full scholarships, cost-of-attendance stipends, degree completion programs and academic revenue distribution from the NCAA for schools that meet certain criteria

- Division II

Awards partial scholarships that students combine with academic or need-based grants to construct their financial aid package.

- Division III


While Division III doesn't permit athletics scholarships, roughly 80% of Division III student-athletes receive some form of academic grants or need-based scholarships

Recruiting Calendars

NCAA Recruiting Calendar Link

2022-23 NCAA RECRUITING CALENDAR Division I Football Bowl Subdivision

QUIET PERIOD DEAD PERIOD EVALUATION PERIOD CONTACT PERIOD




2022-23 NCAA RECRUITING CALENDAR Division I Softball

QUIET PERIOD DEAD PERIOD EVALUATION PERIOD CONTACT PERIOD



2021-22 NCAA RECRUITING CALENDAR Division I Men's Basketball

QUIET PERIOD DEAD PERIOD EVALUATION PERIOD RECRUITING PERIOD



▲ Indicates scholastic practice and competition activities only.
■ Indicates scholastic and nonscholastic practice or competition activities.

○ Scholastic events approved by NCAA and NFHS and intercollegiate events approved by applicable two-year college governing body only.
! Evaluations permitted at NCAA certified events, institutional camps and permissible governing body events.
NCAA College Basketball Academy only.
* Indicates a date when the evaluation period ends at 6 p.m.



Recruiting

An official visit any visit to a college campus paid for by the NCAA school you're visiting. Before a Division I or II official visit, you must:

Be on the institutional request list of the NCAA school inviting you.

Send the NCAA school inviting you a copy of your high school transcript.

Register for an Eligibility Center Academic and Amateurism Certification account.

D1: Cannot Take a visit during Shutdown or Dead Period

D2: Cannot Take a visit during Dead Period

D3: Can be offered an official visit after Jan 1. of junior year

D1	D2	D3
<i>Transportation to and from the NCAA school you're visiting for you (and up to two family members)</i>	<i>Your transportation to and from the NCAA school you're visiting.</i>	<i>Your transportation to and from the NCAA school you're visiting.</i>
<i>Your lodging.</i>	<i>Your lodging.</i>	<i>Your lodging.</i>
<i>Up to three meals per day for you and up to four family members.</i>	<i>Your meals.</i>	<i>Up to three on-campus meals per day for you.</i>
<i>Reasonable entertainment expenses (including up to \$60 per recruited student-athlete and up to four family members accompanying you, including five tickets to a home sports event).</i>	<i>Reasonable entertainment expenses (including up to \$30 per recruited student-athlete and any family member accompanying you, including five tickets to a home sports event)</i>	<i>Reasonable entertainment expenses (including up to \$40 per recruited student-athlete and any family member accompanying you, including five tickets to home sports events)</i>



Recruiting

An unofficial visit is any visit to a college campus paid for by you or your family members.

In Division I, you may take as many unofficial visits as you like after the first permissible date in your sport.

D1	D2	D3
<i>Complimentary admission (including three tickets for a home athletics contest)</i>	<i>Complimentary admission (including three tickets for a home athletics contest)</i>	<i>Complimentary admission (including tickets for you and those accompanying you).</i>

D1: Cannot Take a visit during Shutdown or Dead Period

D2: Cannot Take a visit during Dead Period

D3: Can be offered an official visit after Jan 1. of junior year



What is a Redshirt?

Redshirt - a delay in participation of a student-athlete. The delays are set in place to further the player's eligibility period as collegiate athletics gives their athletes 5 years to complete 4 seasons, typically not extending past 6 years of eligibility.

Division I = No more than 4 games played & **Division II** = No more than 3 games played

Medical Redshirt - is given to an injured player who meets certain requirements, extending their eligibility for another year. It negates the year of eligibility that was spent when the player was mostly or entirely physically incapable of playing.

Grayshirt - unofficial members of a program and do not practice, play in games nor receive financial contributions for attending the university. Most need another year after high school to prepare for college (Missions Trips, Injuries, etc.)

Blueshirt - less common but refer to athletes who never made official visits, nor met with school athletic employees but still participate (ex: Walk-On's).

What is a Redshirt?



Cam McCormick - Tight End - Miami

Freshman Year 2016: Redshirt

2017: Hospitalized with Rhabdomyolysis

2018-2021: 4 Straight Season Ending Injuries


2022: Appeared in 12 Games

2023: Transferred to Miami (Florida) and appeared in 13 Games

**Has earned his Bachelor's and Master's degrees



What is a Redshirt?



Alan Bowman - Quarterback - Oklahoma State

2018-2020: Texas Tech (3 Years)

2021-2022: Michigan (2 Years)

2023: Oklahoma State

“Alan met the criteria for an extension of his eligibility due to his season ending injury in 2019 combined with redshirting at the University of Michigan,” said Ben Dyson, Oklahoma State’s senior associate athletics director for compliance. “We appreciate the assistance of the Texas Tech training staff for providing us the documentation we needed to quickly process our waiver request.”

Bowman was recently granted a 7th Year of NCAA Eligibility



What is a Redshirt?

Chris Bouche - Guard - Oregon

Oregon forward Chris Boucher, who has played a crucial role for the Pac-12 regular-season and tournament champion Ducks, is eligible to return to the program for the 2016-17 season after having a waiver request granted by the NCAA.



“Boucher joined the Ducks this season out of junior college, and was declared a senior due to the circumstances of his high school graduation, which was delayed when he took a year off to work and support his family. On Wednesday, the NCAA determined that the delay owed to circumstances beyond his control, and that Boucher should be granted another year of collegiate eligibility.”

[NCAA Men's Basketball Webpage](#)



NCAA Transfer Portal Data

12,071 Total....December 5, 2023 10:54 a.m. (2023-2024; All sports, All Divisions)

- 15,895 January 2, 2024 9:25 a.m.
- 16,446 January 9, 2024 6:45 p.m.
- Big 12 - 427
- Big 10 - 481
- SEC - 481
- SWAC - 220
- Southland - 215

A large blue circle containing the white text 'NCAA' in a bold, sans-serif font, positioned on the right side of the slide.

NCAA